R.C.O.C GENERAL NOTES

1-CALL INSPECTOR OR PERMIT SUPERVISOR BEFORE BEGINNING ANY WORK IN R.O.W.

2-"PROPER SIGNING" IS REQUIRED BEFORE ANY WORK IN R.O.W. IS STARTED

3-LANE CLOSURES RESTRICTED TO 9-3 PM MON – FRI

4-FLAG PERSON REQUIRED FOR TEMPORARY ONE LANE ROADS

5-MAINTAIN TWO-WAY TRAFFIC AT ALL TIMES

6-HAND DIG AROUND ALL UTILITIES

7-KEEP ROADS CLEAN OF DIRT AND DEBRIS

8-REMOVE OR RELOCATE FIXED OBJECTS PRIOR TO EXCAVATION

9-FIXED OBJECTS TO BE MINIMUM 6 FEET OFF BACK OF CURB OR 12 FEET OFF EDGE OF PAVEMENT

10-PROJECTS EXCEEDING 3-DAYS REQUIRE GROUND MOUNTED SIGNS PER MDOT SSC/SEC 812.03

APPROVED
FOR CONSTRUCTION PERMIT

ROAD COMMISSION FOR OAKLAND COUNTY
PERMITS OFFICE

BY:

11/12/2025 8:56:36 AM

25-2425

ROAD COMMISSION FOR OAKLAND COUNTY
RECEIVED
Nov 12 2025
DEPARTMENT OF CUSTOMER
SERVICES PERMITS

14 Mile Phase 1 As-Built

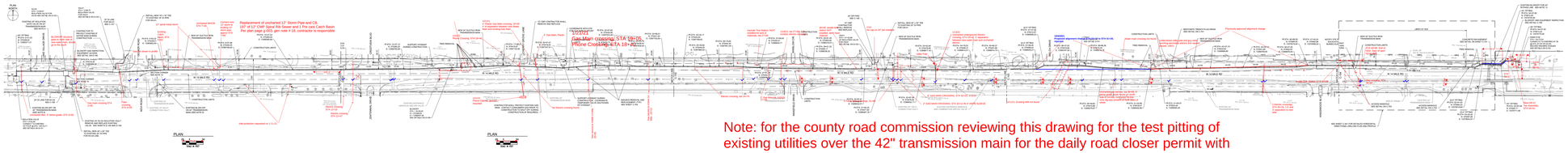

Note: for the county road commission reviewing this drawing for the test pitting of existing utilities over the 42" transmission main for the daily road closer permit with flaggers.

This drawing is asbuilts from the 24" DI waterman installed on the North side of 14 mile. The red comments above and below are from the 24" main. These comments could not be deleted for the used of the test pit location drawing. Please do not pay attention to these comments unless is has to do with identifying existing utilities. The Blue Check marks are the locations that need to be test pitted for the 42" transmission main. We hope to start the test pitting on 11/17/25.



KEY

- TRAFFIC REGULATOR
- CHANNELIZING DEVICES
- LIGHTED ARROW PANEL (CAUTION MODE)
- TRAFFIC FLOW
- ■ REFLECTS EXISTING SPEED LIMIT
- □ PLACE SIGN AS INDICATED IN NOTE S5
- ○ PLACE SIGN AS INDICATED IN NOTE S2

STANDARD NOTES

(SEE GEN-NOTES)

GENERAL: G1, G2, G3, G4
SIGNING: S1, S2, S3, S4, S5
TRAF REG: TR1, TR2
DEVICES: TCD1, TCD2, TCD6

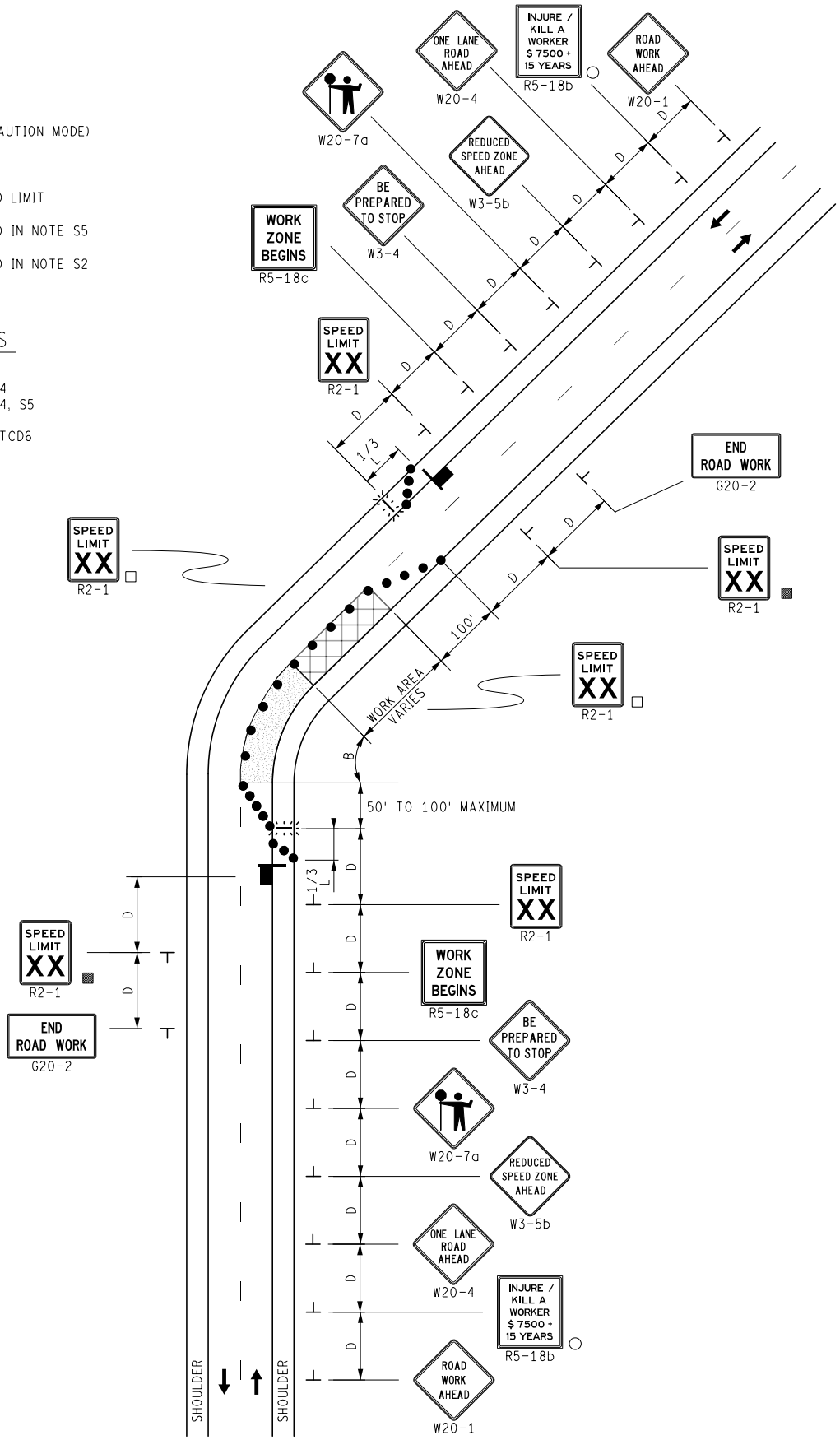

MDOT Michigan Department of Transportation	NOT TO SCALE	MAINTAINING TRAFFIC TYPICAL	LANE CLOSURE UTILIZING TRAFFIC REGULATORS ON A 2-LANE UNDIVIDED ROADWAY	DATE: MAY 2021
		NO: 110-TR-NFW-2L		SHEET: 1 OF 1
FILE: 110-TR-NFW-2L.dgn				