



FY 2026 Schedule of Charges As Adopted

February 26, 2025

Update 3.3.2025 – See replacement page 9 for correction of typo highlighted in yellow.

Table of Contents

FY 2026 Approved Charges

Memo FY 2026 Adopted Charges Update.....	1
One Pager Series – FY 2026 Schedule of Charges.....	2
Adopted FY 2026 Water Charge Sheet Summary.....	3
FY 2026 Water Charge Sheet Summary Comparison.....	7
Adopted FY 2026 Schedule of Sewer Service Charges.....	10
FY 2026 Sewer Charge Sheet Summary Comparison.....	12
Adopted FY 2026 Schedule of Industrial Service Charges.....	13
FY 2026 Industrial Charge Sheet Summary Comparison.....	14
GLWA FY 2026 Budget Charges News Release.....	15

FY 2026 & FY 2027 Adopted Biennial Budget

FY 2026 Budget Infographic Water System.....	18
FY 2026 Budget Infographic Wastewater System.....	19
FY 2026 Budget Infographic Combined Water and Wastewater.....	20



**Financial Services Area
Charges Outreach & Modeling**
735 Randolph Street, Suite 1600
Detroit, Michigan 48226
Phone: 313-378-9594
Email: charges@glwater.org

Greetings Member Partner:

The GLWA Board of Directors approved the FY 2026 Budget and Charges on Wednesday, February 26, 2025. The final *adopted* charges are lower than the *proposed* charges previously mailed on January 27, 2025. Enclosed is a comparison between the two amounts. We are presently preparing the final individual community charge sheets based on the approved budget and charges. You should expect to receive that document within the next ten days. The final cost of service study will subsequently be distributed.

Key Takeaways for the FY 2026 Budget and Related Charges

- The approved Fiscal Year 2026 average system-wide service charge increases are 5.9 percent for the water system and 4.5 percent for the wastewater system.
- This is the first year that GLWA's budget will exceed four percent as the *4% Promise* from the organization's foundational documents ended with the current fiscal year (which ends on June 30, 2025):
 - Despite this increase, GLWA's nine-year average charge increase continues to be well below 4% (2.7%-water/1.6%-wastewater)
- The FY 2026 budget and charges address multiple years of double digit increases in non-discretionary chemicals, utilities and services costs, which have increased nearly *55 percent* since 2020.
 - Example: The cost of the essential chemical chlorine has risen approximately 40 percent alone in the last 10 years.
- GLWA has made very strategic decisions to balance necessary infrastructure improvements with fiscal responsibility. One example is adjusting its bond financing cadence to smaller, annual borrowing to lower interest expense.
- The increased budget and charges support GLWA's continued focus on public health, infrastructure improvements, and system resiliency. This includes enhanced corrosion control in the regional system which improves protection in local system pipes, the Linear System Integrity Program which proactively assesses and identifies opportunities for strategy pipe renewals and replacements, and the Regional Flood Mitigation Study in partnership with the U.S. Army Corp of Engineers.

Thank you for your engagement in this process. Please do not hesitate to contact us at charges@glwater.org if you have questions, comments, or concerns.



Overview: The Water and Sewer Service Charges for FY 2026 were adopted by the GLWA Board of Directors on February 26, 2025

FY 2026 Proposed Charges Increases:

The average water system charge of 5.9% and sewer system charge of 4.5% to overcome several years of cost increases. Despite this increase, *GLWA's average cumulative charge increase continues to be well below 4% with water at 2.7% and sewer at 1.6%.*

Methodology: No methodology changes or shares updates this year. Changes in charges are driven by economic reality.

Across-the-Board Adjustments: Since there was no methodology change this year, nearly every Member Partner received the same charge adjustment of 5.69% for the water system and 4.3% for the sewer system.

Proposed Budget Supports New Initiatives of Wide Scale Benefit to the Region

Corrosion Control: While there is no lead in GLWA's water and no lead pipes in GLWA's transmission system, GLWA recently launched a corrosion control strategy to provide added protection to Member Partners' local system (estimated cost \$6 million).

Resiliency: The newly formed GLWA Resiliency Group successfully launched a multi-year flood mitigation study in partnership with the U.S. Army Corps of Engineers. Southeast Michigan has experienced repeated widespread flooding, and five flooding-related FEMA Federal Disaster Declarations since 2000. This has resulted in economic burden and social hardship across our region. The project is funded 50% U.S. Army Corps of Engineers (USACE)/50% GLWA.

Legal Constraints Deferred Needed Charge Increases: Well-intended 4% Promise budget limitation could not have foreseen the depth of the economic impact of a pandemic on GLWA.

Looking for more information?
 Visit us online at www.glwater.org

High Double Digit Cost Increases Since 2020: *Non-discretionary* chemicals, utilities, and services increased nearly 55% since 2020.

Infrastructure Improvements are Largely Funded by Debt and Cash Reserves: This means that 42 cents of every dollar is required for mandatory debt payments.

Addressing Deferred Maintenance was a Key Objective in Establishing the Regional Authority: Unfortunately, budget constraints have slowed the pace of maintenance. The cost of that equipment and services becomes more costly each year.

Solid Financial Footing Translates to Lower Cost of Borrowing – and Lower Charge Increases in the Future: GLWA is now an AA rated utility (remember the bonds sunk to non-investment grade during the City's Chapter 9).

- Nearly \$900 million in cash flow savings has been achieved by restructuring debt.
- The proposed FY 2026 charge increase is an important signal to bond rating agencies and investors to maintain financial stability – especially with potential refunding opportunities this year.

Leveraging Technology and Talent:

- The proposed budget supports the linear system integrity program, new asset management technology, and a smart ball technology to best manage limited resources.
- Expanding apprenticeship and intern programs address hard-to-fill positions.

Average System Charge Adjustment

Year	Water	Sewer
2018	1.8%	-0.7%
2019	1.8%	0.1%
2020	0.6%	0.8%
2021	3.2%	2.0%
2022	1.5%	-0.6%
2023	3.7%	2.4%
2024	2.75%	2.75%
2025	3.25%	3.0%
2026 Final Proposed	5.9%	4.5%
9-Year Average	2.7%	1.6%

Adopted

**GREAT LAKES WATER AUTHORITY
WATER SUPPLY SYSTEM**

Schedule updated by GLWA Staff Pending Review by Willdan
Financial Services

Service Charges and Allocated Revenue Requirements

ADOPTED - EFFECTIVE JULY 1, 2025 FOR ALL BILLS ISSUED ON OR AFTER AUGUST 1, 2025

Line No.	Member Partner	Contract	Fixed Monthly Charge (a)	Commodity Charge (a)	Projected Revenue From Charges (g)
			\$/mo	\$/mcf	\$
1	Allen Park	Model	\$ 141,600	\$ 9.81	\$ 2,832,300
2	Almont Village	Model	\$ 14,200	\$ 12.97	\$ 284,500
3	Ash Township	Model	\$ 50,200	\$ 10.72	\$ 1,003,300
4	Belleville	Model	\$ 19,400	\$ 11.01	\$ 386,900
5	Berlin Township	Model	\$ 42,500	\$ 12.66	\$ 849,300
6	Brownstown Township	Model	\$ 228,000	\$ 13.11	\$ 4,559,600
7	Bruce Township	Model	\$ 18,600	\$ 51.89	\$ 371,600
8	Burtchville Township	Model	\$ 24,500	\$ 20.11	\$ 489,100
9	Canton Township	Model	\$ 634,200	\$ 13.29	\$ 12,685,900
10	Center Line	Model	\$ 29,300	\$ 7.41	\$ 585,800
11	Chesterfield Township	Model	\$ 265,300	\$ 11.93	\$ 5,304,800
12	Clinton Township	Model	\$ 458,700	\$ 9.72	\$ 9,174,700
13	Commerce Township	Model	\$ 210,600	\$ 16.00	\$ 4,212,000
14	Dearborn	No Contract	\$ 584,200	\$ 8.91	\$ 11,681,000
15	Dearborn Heights	Model	\$ 229,000	\$ 9.41	\$ 4,581,100
16	Eastpointe	Model	\$ 97,900	\$ 7.74	\$ 1,956,500
17	Ecorse	Model	\$ 67,500	\$ 7.01	\$ 1,349,800
18	Farmington	Model	\$ 59,900	\$ 11.05	\$ 1,198,400
19	Farmington Hills	Model	\$ 542,400	\$ 12.49	\$ 10,847,800
20	Ferndale	Model	\$ 64,900	\$ 8.05	\$ 1,298,000
21	Flat Rock	Model	\$ 87,400	\$ 13.26	\$ 1,747,600
22	Flint	Model	\$ 593,100	\$ 12.04	\$ 11,861,000
	<i>less: Adjustment for KWA Debt Service (b)</i>				\$ (6,447,300)
	<i>Net projected revenue - Flint</i>				\$ 5,413,700
23	Fraser	Model	\$ 76,600	\$ 10.94	\$ 1,531,800
24	Garden City	Model	\$ 103,700	\$ 11.45	\$ 2,074,500
25	Gibraltar	Model	\$ 21,300	\$ 9.91	\$ 425,100
26	Greenwood Township (DTE)	Model	\$ 81,600	\$ 20.05	\$ 1,632,800
27	Grosse Ile Township	Model	\$ 72,300	\$ 13.50	\$ 1,445,400
28	Grosse Pt. Park	Model	\$ 80,400	\$ 12.75	\$ 1,608,700
29	Grosse Pt. Shores	Model	\$ 36,400	\$ 16.35	\$ 727,800
30	Grosse Pt. Woods	Model	\$ 78,700	\$ 9.45	\$ 1,572,800
31	Hamtramck	Model	\$ 50,700	\$ 6.54	\$ 1,013,900
32	Harper Woods	Model	\$ 54,800	\$ 8.01	\$ 1,096,500
33	Harrison Township	Model	\$ 101,800	\$ 8.58	\$ 2,035,800
34	Hazel Park	Model	\$ 46,000	\$ 7.88	\$ 920,800

Adopted

GREAT LAKES WATER AUTHORITY WATER SUPPLY SYSTEM

Schedule updated by GLWA Staff Pending Review by Willdan
Financial Services

Service Charges and Allocated Revenue Requirements

ADOPTED - EFFECTIVE JULY 1, 2025 FOR ALL BILLS ISSUED ON OR AFTER AUGUST 1, 2025

Line No.	Member Partner	Contract	Fixed Monthly Charge (a)		Commodity Charge (a)		Projected Revenue From Charges (g)	
			\$/mo		\$/mcf		\$	
35	Highland Park	Model	\$	51,900	\$	5.38	\$	1,038,100
36	Huron Township	Model	\$	93,400	\$	11.40	\$	1,868,600
37	Imlay City	Model	\$	92,000	\$	15.73	\$	1,840,200
38	Imlay Township (Single User)	No Contract	\$	600	\$	520.00	\$	12,400
39	Inkster	Model	\$	80,200	\$	6.52	\$	1,604,600
40	Keego Harbor	Model	\$	18,400	\$	15.10	\$	368,800
41	Lapeer	Model	\$	95,700	\$	14.12	\$	1,913,700
42	Lenox Township	Model	\$	19,800	\$	9.84	\$	396,000
43	Lincoln Park	Model	\$	141,200	\$	6.55	\$	2,823,600
44	Livonia	Model	\$	710,100	\$	12.64	\$	14,202,900
45	Macomb Township	Model	\$	763,200	\$	18.08	\$	15,265,800
46	Madison Heights	Model	\$	127,900	\$	8.35	\$	2,559,300
47	Mayfield Township (KAMAX)	Model	\$	3,100	\$	47.55	\$	62,400
48	Melvindale	Model	\$	40,700	\$	7.02	\$	813,400
49	New Haven, Village of	Model	\$	27,000	\$	10.90	\$	540,900
50	NOCWA	Model	\$	1,358,700	\$	12.48	\$	27,174,500
51	Northville	Model	\$	47,500	\$	12.91	\$	949,600
52	Northville Township	Model	\$	284,000	\$	16.86	\$	5,679,000
53	Novi	Model	\$	565,700	\$	14.94	\$	11,313,700
54	Oak Park	Model	\$	86,600	\$	7.65	\$	1,732,300
55	Oakland GWK Drain District	Model	\$	5,500	\$	4.97	\$	110,200
56	Plymouth	Model	\$	67,400	\$	12.36	\$	1,347,700
57	Plymouth Township	Model	\$	273,800	\$	14.23	\$	5,475,600
58	Redford Township	Model	\$	182,000	\$	9.51	\$	3,639,000
59	River Rouge	Model	\$	32,400	\$	6.47	\$	648,200
60	Riverview	Model	\$	53,300	\$	9.55	\$	1,066,500
61	Rockwood	Model	\$	15,300	\$	12.89	\$	306,100
62	Romeo	Model	\$	10,900	\$	28.03	\$	217,700
63	Romulus	Model	\$	226,200	\$	9.06	\$	4,523,700
64	Roseville	Model	\$	158,500	\$	7.43	\$	3,169,600
65	Royal Oak Township	Model	\$	12,800	\$	10.23	\$	256,900
66	Shelby Township	Model	\$	682,500	\$	13.47	\$	13,650,700
67	SOCWA	Model	\$	1,448,300	\$	9.49	\$	28,964,000
68	South Rockwood	Model	\$	7,300	\$	12.15	\$	145,900
69	Southgate	Model	\$	128,900	\$	8.80	\$	2,578,200
70	St. Clair Shores	Model	\$	192,900	\$	7.78	\$	3,856,800

Adopted

GREAT LAKES WATER AUTHORITY WATER SUPPLY SYSTEM

Schedule updated by GLWA Staff Pending Review by Willdan
Financial Services

Service Charges and Allocated Revenue Requirements

ADOPTED - EFFECTIVE JULY 1, 2025 FOR ALL BILLS ISSUED ON OR AFTER AUGUST 1, 2025

Line No.	Member Partner	Contract	Fixed Monthly Charge (a)	Commodity Charge (a)	Projected Revenue From Charges (g)
			\$/mo	\$/mcf	\$
71	Sterling Heights	Model	\$ 900,300	\$ 12.69	\$ 18,005,200
72	Sumpter Township	Model	\$ 44,900	\$ 10.26	\$ 897,900
73	Sylvan Lake	Model	\$ 14,300	\$ 17.47	\$ 286,900
74	Taylor	Model	\$ 284,300	\$ 8.49	\$ 5,685,200
75	Trenton	Model	\$ 108,500	\$ 10.64	\$ 2,170,200
76	Troy	Model	\$ 833,000	\$ 15.71	\$ 16,658,600
77	Utica	Model	\$ 36,500	\$ 12.13	\$ 729,100
78	Van Buren Township	Model	\$ 207,700	\$ 13.27	\$ 4,152,500
79	Walled Lake	Model	\$ 48,800	\$ 13.54	\$ 976,900
80	Warren	Model	\$ 588,700	\$ 7.65	\$ 11,773,700
81	Washington Township	Model	\$ 144,200	\$ 13.45	\$ 2,883,100
82	Wayne	Model	\$ 110,400	\$ 8.74	\$ 2,207,500
83	West Bloomfield Township	Model	\$ 654,300	\$ 18.89	\$ 13,086,000
84	Westland	Model	\$ 373,600	\$ 9.51	\$ 7,473,100
85	Wixom	Model	\$ 152,300	\$ 15.93	\$ 3,046,200
86	Woodhaven	Model	\$ 89,800	\$ 13.11	\$ 1,796,000
87	Ypsilanti Comm Util Auth	Model	\$ 640,000	\$ 10.53	\$ 12,801,800
88	Total Wholesale Contract Member Partners (c)				\$ 365,646,100
<u>Detroit Customer Class - \$</u>					
89	Wholesale Revenue Requirement (d)				\$ 50,728,800
90	less: Ownership Benefit per Lease				\$ (20,700,000)
91	Net Local System Wholesale Revenue Requirement (c)				\$ 30,028,800
92	Revenue from Wholesale Water Charges (88) + (91) (c)				\$ 395,674,900
<u>Detroit Customer Class -Other</u>					
93	Indirect Retail Revenue Requirements (e)				\$ 50,772,300
94	less: Use of Lease Payment for Debt Service				\$ -
95	Net Indirect Retail Revenue Requirements (e)				\$ 50,772,300
96	Subtotal Subject to GLWA Board Approval (91) + (95)				\$ 80,801,100
97	Direct Retail Revenue Requirements (f)				\$ 48,484,000
98	Total Local Retail Revenue Requirement (95) + (97)				\$ 99,256,300
99	Total Requirement Detroit Customer Class (91) + (98) (agrees with GLWA Budget Schedule 3)				\$ 129,285,100

Adopted

**GREAT LAKES WATER AUTHORITY
WATER SUPPLY SYSTEM**

Schedule updated by GLWA Staff Pending Review by Willdan
Financial Services

Service Charges and Allocated Revenue Requirements

ADOPTED - EFFECTIVE JULY 1, 2025 FOR ALL BILLS ISSUED ON OR AFTER AUGUST 1, 2025

Line No.	Member Partner	Contract	Fixed Monthly Charge (a)	Commodity Charge (a)	Projected Revenue From Charges (g)
			\$/mo	\$/mcf	\$
<u>Other Water System Charges</u>					
100	Lead and Copper Rule Sample Testing Fee - \$/Sample				\$ 64.00

- (a) Proposed effective date of July 1, 2025. Effective on all bills issued on or after August 1, 2025.
 - (b) Flint receives a monthly credit related to KWA debt service in accordance with service agreements.
 - (c) Agrees with GLWA Budget Schedule 1
 - (d) Wholesale revenue requirements for the Detroit Customer Class.
 - (e) Local System revenue requirements related to Master Bond Ordinance and related agreements
 - (f) Local System operating expenses (net of shared services reimbursement) and I&E deposit. Not Subject to GLWA Board approval.
 - (g) Amounts may vary from individual Member Partner charge calculation sheets due to rounding.
- (e) & (f) Local System information provided from Detroit Water & Sewerage Department as of February 1, 2025

Comparison

**GREAT LAKES WATER AUTHORITY
WATER SUPPLY SYSTEM**

Schedule updated by GLWA Staff Pending
Review by Willdan Financial Services

Service Charges and Allocated Revenue Requirements

ADOPTED - EFFECTIVE JULY 1, 2025 FOR ALL BILLS ISSUED ON OR AFTER AUGUST 1, 2025

Proposed January 27, 2025			Adopted February 26, 2025		
Line No.	Member Partner	Contract	Projected Revenue From Charges	Projected Revenue From Charges	Difference
			\$	\$	\$
1	Allen Park	Model	\$ 2,878,300	\$ 2,832,300	\$ (46,000)
2	Almont Village	Model	\$ 289,000	\$ 284,500	\$ (4,500)
3	Ash Township	Model	\$ 1,019,300	\$ 1,003,300	\$ (16,000)
4	Belleville	Model	\$ 393,200	\$ 386,900	\$ (6,300)
5	Berlin Township	Model	\$ 863,000	\$ 849,300	\$ (13,700)
6	Brownstown Township	Model	\$ 4,633,200	\$ 4,559,600	\$ (73,600)
7	Bruce Township	Model	\$ 377,600	\$ 371,600	\$ (6,000)
8	Burtchville Township	Model	\$ 496,900	\$ 489,100	\$ (7,800)
9	Canton Township	Model	\$ 12,888,500	\$ 12,685,900	\$ (202,600)
10	Center Line	Model	\$ 594,900	\$ 585,800	\$ (9,100)
11	Chesterfield Township	Model	\$ 5,390,700	\$ 5,304,800	\$ (85,900)
12	Clinton Township	Model	\$ 9,323,900	\$ 9,174,700	\$ (149,200)
13	Commerce Township	Model	\$ 4,280,200	\$ 4,212,000	\$ (68,200)
14	Dearborn	No Contract	\$ 11,871,300	\$ 11,681,000	\$ (190,300)
15	Dearborn Heights	Model	\$ 4,654,700	\$ 4,581,100	\$ (73,600)
16	Eastpointe	Model	\$ 1,988,700	\$ 1,956,500	\$ (32,200)
17	Ecorse	Model	\$ 1,371,400	\$ 1,349,800	\$ (21,600)
18	Farmington	Model	\$ 1,217,700	\$ 1,198,400	\$ (19,300)
19	Farmington Hills	Model	\$ 11,021,700	\$ 10,847,800	\$ (173,900)
20	Ferndale	Model	\$ 1,319,000	\$ 1,298,000	\$ (21,000)
21	Flat Rock	Model	\$ 1,775,500	\$ 1,747,600	\$ (27,900)
22	Flint	Model	\$ 12,055,000	\$ 11,861,000	\$ (194,000)
	less: Adjustment for KWA Debt Service (b)		\$ (6,447,300)	\$ (6,447,300)	\$ -
	Net projected revenue - Flint		\$ 5,607,700	\$ 5,413,700	\$ (194,000)
23	Fraser	Model	\$ 1,556,300	\$ 1,531,800	\$ (24,500)
24	Garden City	Model	\$ 2,107,300	\$ 2,074,500	\$ (32,800)
25	Gibraltar	Model	\$ 432,100	\$ 425,100	\$ (7,000)
26	Greenwood Township (DTE)	Model	\$ 1,659,100	\$ 1,632,800	\$ (26,300)
27	Grosse Ile Township	Model	\$ 1,468,400	\$ 1,445,400	\$ (23,000)
28	Grosse Pt. Park	Model	\$ 1,634,400	\$ 1,608,700	\$ (25,700)
29	Grosse Pt. Shores	Model	\$ 739,500	\$ 727,800	\$ (11,700)
30	Grosse Pt. Woods	Model	\$ 1,598,500	\$ 1,572,800	\$ (25,700)
31	Hamtramck	Model	\$ 1,030,300	\$ 1,013,900	\$ (16,400)
32	Harper Woods	Model	\$ 1,114,500	\$ 1,096,500	\$ (18,000)
33	Harrison Township	Model	\$ 2,068,300	\$ 2,035,800	\$ (32,500)
34	Hazel Park	Model	\$ 935,500	\$ 920,800	\$ (14,700)
35	Highland Park	Model	\$ 1,054,700	\$ 1,038,100	\$ (16,600)

Comparison

**GREAT LAKES WATER AUTHORITY
WATER SUPPLY SYSTEM**

Schedule updated by GLWA Staff Pending
Review by Willdan Financial Services

Service Charges and Allocated Revenue Requirements

ADOPTED - EFFECTIVE JULY 1, 2025 FOR ALL BILLS ISSUED ON OR AFTER AUGUST 1, 2025

Proposed January 27, 2025			Adopted February 26, 2025		
Line No.	Member Partner	Contract	Projected Revenue From Charges	Projected Revenue From Charges	Difference
			\$	\$	\$
36	Huron Township	Model	\$ 1,898,400	\$ 1,868,600	\$ (29,800)
37	Imlay City	Model	\$ 1,869,900	\$ 1,840,200	\$ (29,700)
38	Imlay Township (Single User)	No Contract	\$ 12,600	\$ 12,400	\$ (200)
39	Inkster	Model	\$ 1,630,100	\$ 1,604,600	\$ (25,500)
40	Keego Harbor	Model	\$ 374,700	\$ 368,800	\$ (5,900)
41	Lapeer	Model	\$ 1,944,700	\$ 1,913,700	\$ (31,000)
42	Lenox Township	Model	\$ 402,500	\$ 396,000	\$ (6,500)
43	Lincoln Park	Model	\$ 2,869,000	\$ 2,823,600	\$ (45,400)
44	Livonia	Model	\$ 14,429,600	\$ 14,202,900	\$ (226,700)
45	Macomb Township	Model	\$ 15,511,400	\$ 15,265,800	\$ (245,600)
46	Madison Heights	Model	\$ 2,600,500	\$ 2,559,300	\$ (41,200)
47	Mayfield Township (KAMAX)	Model	\$ 63,400	\$ 62,400	\$ (1,000)
48	Melvindale	Model	\$ 826,200	\$ 813,400	\$ (12,800)
49	New Haven, Village of	Model	\$ 549,500	\$ 540,900	\$ (8,600)
50	NOCWA	Model	\$ 27,610,300	\$ 27,174,500	\$ (435,800)
51	Northville	Model	\$ 964,700	\$ 949,600	\$ (15,100)
52	Northville Township	Model	\$ 5,770,800	\$ 5,679,000	\$ (91,800)
53	Novi	Model	\$ 11,495,600	\$ 11,313,700	\$ (181,900)
54	Oak Park	Model	\$ 1,760,000	\$ 1,732,300	\$ (27,700)
55	Oakland GWK Drain District	Model	\$ 112,000	\$ 110,200	\$ (1,800)
56	Plymouth	Model	\$ 1,369,600	\$ 1,347,700	\$ (21,900)
57	Plymouth Township	Model	\$ 5,563,800	\$ 5,475,600	\$ (88,200)
58	Redford Township	Model	\$ 3,698,300	\$ 3,639,000	\$ (59,300)
59	River Rouge	Model	\$ 658,700	\$ 648,200	\$ (10,500)
60	Riverview	Model	\$ 1,084,000	\$ 1,066,500	\$ (17,500)
61	Rockwood	Model	\$ 311,000	\$ 306,100	\$ (4,900)
62	Romeo	Model	\$ 221,200	\$ 217,700	\$ (3,500)
63	Romulus	Model	\$ 4,596,800	\$ 4,523,700	\$ (73,100)
64	Roseville	Model	\$ 3,220,000	\$ 3,169,600	\$ (50,400)
65	Royal Oak Township	Model	\$ 261,000	\$ 256,900	\$ (4,100)
66	Shelby Township	Model	\$ 13,871,900	\$ 13,650,700	\$ (221,200)
67	SOCWA	Model	\$ 29,425,500	\$ 28,964,000	\$ (461,500)
68	South Rockwood	Model	\$ 148,300	\$ 145,900	\$ (2,400)
69	Southgate	Model	\$ 2,619,800	\$ 2,578,200	\$ (41,600)
70	St. Clair Shores	Model	\$ 3,919,800	\$ 3,856,800	\$ (63,000)
71	Sterling Heights	Model	\$ 18,292,700	\$ 18,005,200	\$ (287,500)
72	Sumpter Township	Model	\$ 912,300	\$ 897,900	\$ (14,400)

Comparison

**GREAT LAKES WATER AUTHORITY
WATER SUPPLY SYSTEM**

Schedule updated by GLWA Staff Pending
Review by Willdan Financial Services

Service Charges and Allocated Revenue Requirements

ADOPTED - EFFECTIVE JULY 1, 2025 FOR ALL BILLS ISSUED ON OR AFTER AUGUST 1, 2025

Proposed January 27, 2025			Adopted February 26, 2025		
Line No.	Member Partner	Contract	Projected Revenue From Charges	Projected Revenue From Charges	Difference
			\$	\$	\$
73	Sylvan Lake	Model	\$ 291,500	\$ 286,900	\$ (4,600)
74	Taylor	Model	\$ 5,777,900	\$ 5,685,200	\$ (92,700)
75	Trenton	Model	\$ 2,204,900	\$ 2,170,200	\$ (34,700)
76	Troy	Model	\$ 16,925,400	\$ 16,658,600	\$ (266,800)
77	Utica	Model	\$ 740,600	\$ 729,100	\$ (11,500)
78	Van Buren Township	Model	\$ 4,219,600	\$ 4,152,500	\$ (67,100)
79	Walled Lake	Model	\$ 992,600	\$ 976,900	\$ (15,700)
80	Warren	Model	\$ 11,961,600	\$ 11,773,700	\$ (187,900)
81	Washington Township	Model	\$ 2,929,500	\$ 2,883,100	\$ (46,400)
82	Wayne	Model	\$ 2,243,100	\$ 2,207,500	\$ (35,600)
83	West Bloomfield Township	Model	\$ 13,297,900	\$ 13,086,000	\$ (211,900)
84	Westland	Model	\$ 7,592,300	\$ 7,473,100	\$ (119,200)
85	Wixom	Model	\$ 3,095,400	\$ 3,046,200	\$ (49,200)
86	Woodhaven	Model	\$ 1,825,000	\$ 1,796,000	\$ (29,000)
87	Ypsilanti Comm Util Auth	Model	\$ 13,008,100	\$ 12,801,800	\$ (206,300)
88	Total Wholesale Contract Member Partners (c)		\$ 371,631,300	\$ 365,646,100	\$ (5,985,200)
			1.27.25	Change	
89	Wholesale Revenue Requirement (d)		\$ 51,591,600	\$ 50,728,800	\$ (862,800)
90	less: Ownership Benefit per Lease		\$ (20,700,000)	\$ (20,700,000)	\$ -
91	Net Local System Wholesale Revenue Requirement (c)		\$ 30,891,600	\$ 30,028,800	\$ (862,800)
92	Revenue from Wholesale Water Charges (88) + (91) (c)		\$ 402,522,900	\$ 395,674,900	\$ (6,848,000)
<u>Other Water System Charges</u>					
100	Lead and Copper Rule Sample Testing Fee - \$/Sample		\$ 65.00	\$ 64.00	\$ (1.00)

(b) Flint receives a monthly credit related to KWA debt service in accordance with service agreements.

(c) Agrees with GLWA Budget Schedule 1

(d) Wholesale revenue requirements for Detroit Customer Class

Note: UPDATED 3.3.2025 The amounts in row 89 highlighted in yellow were previously misreported. The amounts now shown are correct. The total on row 92 is unchanged.

Adopted

GREAT LAKES WATER AUTHORITY SEWAGE DISPOSAL SYSTEM

Schedule updated by GLWA Staff Pending Review by
Willdan Financial Services

Service Charges and Allocated Revenues Requirements

ADOPTED - EFFECTIVE JULY 1, 2025 FOR ALL BILLS ISSUED ON OR AFTER AUGUST 1, 2025

Line No.	Member Partner	Contract	Fixed Monthly Charge (a)	Projected Revenue From Charges
			\$/mo	\$
1	OMID Common	Model	\$ 6,539,900	\$ 78,478,800
2	Rouge Valley	Older	\$ 5,030,200	\$ 60,362,400
3	Oakland GWK	Older	\$ 4,200,700	\$ 50,408,400
4	Evergreen Farmington	Model	\$ 3,296,700	\$ 39,560,400
5	SE Macomb San Dist	Model	\$ 2,269,500	\$ 27,234,000
6	Dearborn	Model	\$ 1,869,200	\$ 22,430,400
7	Grosse Pointe Farms	Older	\$ 242,600	\$ 2,911,200
8	Grosse Pointe Park	Model	\$ 173,100	\$ 2,077,200
9	Melvindale	Model	\$ 143,000	\$ 1,716,000
10	Farmington	Model	\$ 109,000	\$ 1,308,000
11	Center Line	Model	\$ 95,400	\$ 1,144,800
12	Allen Park	Model	\$ 76,900	\$ 922,800
13	Grosse Pointe	Model	\$ 106,600	\$ 1,279,200
14	Highland Park	Model	\$ 433,000	\$ 5,196,000
15	Hamtramck	Model	\$ 390,900	\$ 4,690,800
16	Harper Woods	Model	\$ 14,800	\$ 177,600
17	Redford Township	Model	\$ 30,600	\$ 367,200
18	Wayne County #3	Older	\$ 4,300	\$ 51,600
19	Total Wholesale Contract Member Partners (c)			\$ 300,316,800
 <u>Other Sewer System Charges</u>				
20	Industrial Waste Control (c)			\$ 9,150,300
21	Pollutant Surcharges (c)			\$ 5,112,700
22	Subtotal Regional Wholesale Revenues			\$ 314,579,800
 <u>Detroit Customer Class - \$</u>				
23	Wholesale Revenue Requirement (d)			\$ 220,840,400
24	less: Ownership Benefit per Lease			\$ (5,516,000)
25	Net Local System Wholesale Revenue Requirement (c)			\$ 215,324,400
26	Total Revenue from Wholesale Charges (22) + (25) (c)			\$ 529,904,200

Adopted

GREAT LAKES WATER AUTHORITY SEWAGE DISPOSAL SYSTEM

Schedule updated by GLWA Staff Pending Review by
Willdan Financial Services

Service Charges and Allocated Revenues Requirements

ADOPTED - EFFECTIVE JULY 1, 2025 FOR ALL BILLS ISSUED ON OR AFTER AUGUST 1, 2025

<u>Detroit Customer Class -Other</u>		
27	Indirect Retail Revenue Requirements (e)	\$ 38,434,100
28	less: Use of Lease Payment for Debt Service	\$ -
29	Net Indirect Retail Revenue Requirements (e)	\$ 38,434,100
30	Subtotal Subject to GLWA Board Approval (25) + (29)	\$ 253,758,500
31	Direct Retail Revenue Requirements (f)	\$ 60,104,400
32	Total Local System Revenue Requirement (29) + (31)	\$ 98,538,500
33	Total Requirement from Detroit Customer Class (25) + (32) (agrees with GLWA Budget Schedule 3)	\$ 313,862,900

- (a) Proposed effective date of July 1, 2025. Effective on all bills issued on or after August 1, 2025.
 - (b) Reserved
 - (c) Agrees with GLWA Budget Schedule
 - (d) Wholesale revenue requirements for the Detroit Customer Class.
 - (e) Local System revenue requirements related to Master Bond Ordinance and related agreements
 - (f) Local System operating expenses (net of shared services reimbursement) and I&E deposit. Not Subject to GLWA Board approval.
- (e) & (f) Local System information provided from Detroit Water & Sewerage Department as of February 1, 2025

Comparison

GREAT LAKES WATER AUTHORITY

SEWAGE DISPOSAL SYSTEM

Service Charges and Allocated Revenues Requirements

ADOPTED - EFFECTIVE JULY 1, 2025 FOR ALL BILLS ISSUED ON OR AFTER AUGUST 1, 2025

Schedule updated by GLWA Staff Pending
Review by Willdan Financial Services

Line No.	Member Partner	Contract	Proposed January 27, 2025		Adopted February 26, 2025	
			Projected Revenue From Charges		Projected Revenue From Charges	Difference
			\$		\$	\$
1	OMID Common	Model	\$ 79,089,600		\$ 78,478,800	\$ (610,800)
2	Rouge Valley	Older	\$ 60,873,600		\$ 60,362,400	\$ (511,200)
3	Oakland GWK	Older	\$ 50,835,600		\$ 50,408,400	\$ (427,200)
4	Evergreen Farmington	Model	\$ 39,895,200		\$ 39,560,400	\$ (334,800)
5	SE Macomb San Dist	Model	\$ 27,464,400		\$ 27,234,000	\$ (230,400)
6	Dearborn	Model	\$ 22,620,000		\$ 22,430,400	\$ (189,600)
7	Grosse Pointe Farms	Older	\$ 2,935,200		\$ 2,911,200	\$ (24,000)
8	Grosse Pointe Park	Model	\$ 2,095,200		\$ 2,077,200	\$ (18,000)
9	Melvindale	Model	\$ 1,730,400		\$ 1,716,000	\$ (14,400)
10	Farmington	Model	\$ 1,320,000		\$ 1,308,000	\$ (12,000)
11	Center Line	Model	\$ 1,154,400		\$ 1,144,800	\$ (9,600)
12	Allen Park	Model	\$ 930,000		\$ 922,800	\$ (7,200)
13	Grosse Pointe	Model	\$ 1,290,000		\$ 1,279,200	\$ (10,800)
14	Highland Park	Model	\$ 5,239,200		\$ 5,196,000	\$ (43,200)
15	Hamtramck	Model	\$ 4,730,400		\$ 4,690,800	\$ (39,600)
16	Harper Woods	Model	\$ 178,800		\$ 177,600	\$ (1,200)
17	Redford Township	Model	\$ 370,800		\$ 367,200	\$ (3,600)
18	Wayne County #3	Older	\$ 51,600		\$ 51,600	\$ -
19	Total Wholesale Contract Member Partners (c)		\$ 302,804,400		\$ 300,316,800	\$ (2,487,600)
<u>Other Sewer System Charges</u>						
20	Industrial Waste Control (c)		\$ 9,219,300		\$ 9,150,300	\$ (69,000)
21	Pollutant Surcharges (c)		\$ 5,161,300		\$ 5,112,700	\$ (48,600)
22	Subtotal Regional Wholesale Revenues		\$ 317,185,000		\$ 314,579,800	\$ (2,605,200)
<u>Detroit Customer Class - \$</u>						
23	Wholesale Revenue Requirement (d)		\$ 222,752,000		\$ 220,840,400	\$ (1,911,600)
24	less: Ownership Benefit per Lease		\$ (5,516,000)		\$ (5,516,000)	\$ -
25	Net Local System Wholesale Revenue Requirement (c)		\$ 217,236,000		\$ 215,324,400	\$ (1,911,600)
26	Total Revenue from Wholesale Charges (22) + (25) (c)		\$ 534,421,000		\$ 529,904,200	\$ (4,516,800)

(c) Agrees with GLWA Budget Schedule

(d) Wholesale revenue requirements for Detroit Customer Class

Adopted

GREAT LAKES WATER AUTHORITY SEWAGE DISPOSAL SYSTEM

Industrial Specific Retail Charges

ADOPTED - EFFECTIVE JULY 1, 2025 FOR ALL BILLS ISSUED ON OR AFTER AUGUST 1, 2025

Schedule updated by
GLWA Staff Pending
Review by Willdan
Financial Services

Industrial Waste Control Charges			
Meter Size		Full Charge	Admin Only Charge
inches		\$/mo	\$/mo
5/8	\$	3.89	\$ 0.97
3/4	\$	5.84	\$ 1.46
1	\$	9.73	\$ 2.43
1-1/2	\$	21.40	\$ 5.34
2	\$	31.12	\$ 7.76
3	\$	56.41	\$ 14.07
4	\$	77.80	\$ 19.40
6	\$	116.70	\$ 29.10
8	\$	194.50	\$ 48.50
10	\$	272.30	\$ 67.90
12	\$	311.20	\$ 77.60
14	\$	389.00	\$ 97.00
16	\$	466.80	\$ 116.40
18	\$	544.60	\$ 135.80
20	\$	622.40	\$ 155.20
24	\$	700.20	\$ 174.60
30	\$	778.00	\$ 194.00
36	\$	855.80	\$ 213.40
48	\$	933.60	\$ 232.80

Pollutant Surcharges		
Pollutant		Charge
		\$/lb
BIOCHEMICAL OXYGEN DEMAND (BOD)		
for concentrations > 275 mg/l	\$	0.409
TOTAL SUSPENDED SOLIDS (TSS)		
for concentrations > 350 mg/l	\$	0.548
PHOSPHORUS (P)		
for concentrations > 12 mg/l	\$	7.907
FATS, OIL AND GREASE (FOG)		
for concentrations > 100 mg/l	\$	0.131
SEPTAGE DISPOSAL FEE		
Per 500 gallons of disposal	\$	40.00

Comparison

GREAT LAKES WATER AUTHORITY
SEWAGE DISPOSAL SYSTEM
Industrial Specific Retail Charges

Schedule updated by GLWA Staff Pending Review by
 Willdan Financial Services

ADOPTED - EFFECTIVE JULY 1, 2025 FOR ALL BILLS ISSUED ON OR AFTER AUGUST 1, 2025

Proposed January 27, 2025				Adopted February 26, 2025			
Industrial Waste Control Charges				Industrial Waste Control Charges			
Meter Size	Full Charge	Admin Only Charge		Full Charge	Difference	Admin Only Charge	Difference
inches	\$/mo	\$/mo		\$/mo		\$/mo	
5/8	\$ 3.92	\$ 0.98		\$ 3.89	\$ (0.03)	\$ 0.97	\$ (0.01)
3/4	\$ 5.88	\$ 1.47		\$ 5.84	\$ (0.04)	\$ 1.46	\$ (0.01)
1	\$ 9.80	\$ 2.45		\$ 9.73	\$ (0.07)	\$ 2.43	\$ (0.02)
1-1/2	\$ 21.56	\$ 5.39		\$ 21.40	\$ (0.16)	\$ 5.34	\$ (0.05)
2	\$ 31.36	\$ 7.84		\$ 31.12	\$ (0.24)	\$ 7.76	\$ (0.08)
3	\$ 56.84	\$ 14.21		\$ 56.41	\$ (0.43)	\$ 14.07	\$ (0.14)
4	\$ 78.40	\$ 19.60		\$ 77.80	\$ (0.60)	\$ 19.40	\$ (0.20)
6	\$ 117.60	\$ 29.40		\$ 116.70	\$ (0.90)	\$ 29.10	\$ (0.30)
8	\$ 196.00	\$ 49.00		\$ 194.50	\$ (1.50)	\$ 48.50	\$ (0.50)
10	\$ 274.40	\$ 68.60		\$ 272.30	\$ (2.10)	\$ 67.90	\$ (0.70)
12	\$ 313.60	\$ 78.40		\$ 311.20	\$ (2.40)	\$ 77.60	\$ (0.80)
14	\$ 392.00	\$ 98.00		\$ 389.00	\$ (3.00)	\$ 97.00	\$ (1.00)
16	\$ 470.40	\$ 117.60		\$ 466.80	\$ (3.60)	\$ 116.40	\$ (1.20)
18	\$ 548.80	\$ 137.20		\$ 544.60	\$ (4.20)	\$ 135.80	\$ (1.40)
20	\$ 627.20	\$ 156.80		\$ 622.40	\$ (4.80)	\$ 155.20	\$ (1.60)
24	\$ 705.60	\$ 176.40		\$ 700.20	\$ (5.40)	\$ 174.60	\$ (1.80)
30	\$ 784.00	\$ 196.00		\$ 778.00	\$ (6.00)	\$ 194.00	\$ (2.00)
36	\$ 862.40	\$ 215.60		\$ 855.80	\$ (6.60)	\$ 213.40	\$ (2.20)
48	\$ 940.80	\$ 235.20		\$ 933.60	\$ (7.20)	\$ 232.80	\$ (2.40)

Pollutant Surcharges			Pollutant Surcharges		
Pollutant	Charge		Charge	Difference	
	\$/lb				
BIOCHEMICAL OXYGEN DEMAND (BOD)					
for concentrations > 275 mg/l	\$ 0.413		\$ 0.409	\$ (0.004)	
TOTAL SUSPENDED SOLIDS (TSS)					
for concentrations > 350 mg/l	\$ 0.553		\$ 0.548	\$ (0.005)	
PHOSPHORUS (P)					
for concentrations > 12 mg/l	\$ 7.975		\$ 7.907	\$ (0.068)	
FATS, OIL AND GREASE (FOG)					
for concentrations > 100 mg/l	\$ 0.132		\$ 0.131	\$ (0.001)	
SEPTAGE DISPOSAL FEE					
Per 500 gallons of disposal	\$ 40.00		\$ 40.00	\$ -	



FOR IMMEDIATE RELEASE

February 26, 2025

Media Contact:

Stephen Jones / C: 248-202-6166/ stephen@vvkagency.com

Michelle Zdrodowski / C: 313-618-0552 / michelle.zdrodowski@glwater.org

GLWA BOARD APPROVES WATER & WASTEWATER SERVICE BUDGET AND CHARGE INCREASES FOR FISCAL YEAR 2026

- *Water System service charge increase is 5.9 percent; Wastewater System service charge increase is 4.5 percent.*
- *GLWA's nine-year average charge increase continues to be well below 4% (2.7%-water/1.6%-wastewater)*
- *GLWA's FY26 budget and charges addresses the need to acknowledge multiple years of double digit increases in non-discretionary expenses such as chemicals, utilities and construction materials.*
- *Increased budget and charges support continued focus on public health, infrastructure improvements, and system resiliency*

DETROIT— The Great Lakes Water Authority (GLWA) Board of Directors, at its meeting on February 26, 2025, approved the organization's Fiscal Year 2026 and FY 2027 biennial budget, as well as the corresponding FY 2026 water and wastewater service charges for its member partner communities.

The system-wide service charge increase is 5.9 percent for the water system and 4.5 percent for the wastewater system. This is the first year that GLWA's budget will exceed four percent as the *4% Promise* that was included in the organization's foundational documents ended with current fiscal year. Despite this increase, GLWA's nine-year average charge increase continues to be well below four percent (2.7% for water and 1.6% for wastewater).

"The Great Lakes Water Authority remains committed to delivering wholesale water and wastewater services of unquestionable quality at a fair and equitable cost to our Member Partners," said Suzanne R. Coffey, P.E., Chief Executive Officer, GLWA. "However, like utilities across the nation, we are facing unprecedented cost pressures. We've had to make strategic decisions to balance necessary investments in our infrastructure with fiscal responsibility. Our focus remains on ensuring operational reliability, long-term sustainability, and continued value for the communities we serve. Safety and resiliency are the foundation of everything we do at GLWA – every investment we make into our system reflects that."

The total budget for GLWA for fiscal year 2026 is \$954 million, which is approximately \$48 million above fiscal year 2025.

GLWA's FY 2026 budget and charges address the need to acknowledge multiple years of double digit increases in non-discretionary chemicals, utilities and services costs. These costs have increased nearly 55 percent since 2020. The cost of chlorine, which is an essential chemical to help ensure GLWA produces clean, safe water and appropriately treats wastewater, has risen approximately 40 percent alone in the last 10 years.

The Fiscal Year 2026 budget and charges also support two new critical initiatives that are of widescale benefit to GLWA's service region, including:

- Corrosion Control – while there is no lead in GLWA's water and no lead pipes in the regional transmission system, GLWA recently launched a corrosion control strategy to provide added protection to its member partners' local systems. This comes at an estimated yearly cost of \$6 million;
- Resiliency – GLWA's newly formed Office of System Resiliency launched a multi-year flood mitigation study in partnership with the U.S. Army Corps of Engineers. Southeast Michigan has experienced repeated widespread flooding. There have been five flooding-related FEMA Federal Disasters declared since 2000. This has resulted in economic burden and social hardships across southeast Michigan. The project is funded 50 percent by the U.S. Army Corps of Engineers and 50 percent by GLWA.

The budget and charges also provide funding for GLWA's Linear System Integrity Program (LSIP) which assesses the regional system's transmission pipes and proactively identifies opportunities for pipe renewals and replacements. This is an essential piece of GLWA's overall system resiliency and asset management strategy.

"The main force guiding our budget and charge development has been our promise to do everything within our power to balance the regional system's budgetary needs with overall affordability concerns," said Nicolette N. Bateson, Chief Financial Officer/Treasurer, GLWA. "No decision is made today without understanding how it impacts the future, the environment and those we serve. We understand that this charge increase will have an impact on our member partners, and in turn the residents of the communities we both serve. No one wants to implement charge increases, but in order to responsibly manage and maintain the regional system, is it essential."

GLWA has engaged extensively with Member Partners throughout the annual six-month budget and charge development and rollout process, ensuring transparency and collaboration in financial planning.

The water and wastewater service charges set by GLWA cover all the Authority's costs of providing water and wastewater services. This includes pumping stations, transmission pipes, and treatment plant maintenance and renewal, as well as paying debt service on

outstanding bonds issued to fund ongoing capital improvements to the system's vast infrastructure.

It is important to note that GLWA service charges are only one element of what residents and business owners see on their bill. Each municipality has its own added costs associated with maintaining its local system, which can mean that GLWA's charges may be a larger or smaller percentage of the total cost of a local community's water expenses. Ultimately, each individual member partner community sets the end cost, or local rates, passed along to residents and businesses.

For more information on GLWA, please visit www.glwater.org.

###

About the Great Lakes Water Authority (GLWA)

The Great Lakes Water Authority (GLWA) is the provider-of-choice for drinking water services to nearly 40 percent, and efficient and effective wastewater services to nearly 30 percent, of Michigan's population. With the Great Lakes as source water, GLWA is uniquely positioned to provide those it serves with water of unquestionable quality. GLWA also has the capacity to extend its services beyond its 88 member partner communities. As part of its commitment to water affordability, the Authority offers a Water Residential Assistance Program to assist low-income households in participating member communities throughout the system. GLWA's board includes one representative each from Oakland, Macomb, and Wayne counties, two representatives from the city of Detroit, and one appointed by the Michigan governor to represent member partner communities outside of the tri-county area.

MAKING SENSE OF YOUR DOLLARS

Every dollar paid to GLWA for **Water Services** provides for...

FY 2026 Water System Budget Infographic

44.6% OPERATIONS AND MAINTENANCE

44.6¢ ON THE DOLLAR

The cost for people, utilities, chemicals, and services to deliver water of unquestionable quality around-the-clock, every day of the year.

43.8% DEBT SERVICE

43.8¢ ON THE DOLLAR

Physical improvements to GLWA's regional water system and its assets are financed with debt. Debt service principal and interest are funded monthly.

5.5% REGIONAL SYSTEM LEASE

5.5¢ ON THE DOLLAR

This money goes to the Detroit Water and Sewerage Department (DWSD) to pay for GLWA's lease of the regional water system. DWSD uses those funds for improvements to the local system and to pay debt related to capital improvements.

4.7% REVENUE FINANCED CAPITAL

4.7¢ ON THE DOLLAR

To lower the debt burden, GLWA sets aside money each year from revenues to pay for capital improvements in future years. This pay-as-you-go approach eliminates the need to pay interest on debt in future years and improves financial resiliency.

0.7% CLOSED PENSION

0.7¢ ON THE DOLLAR

GLWA inherited a portion of the city of Detroit's pension plan expense for employees and retirees that maintained the water system before GLWA was formed. Over time, the annual payment will decrease.

0.5% WRAP (WATER RESIDENTIAL ASSISTANCE PROGRAM)

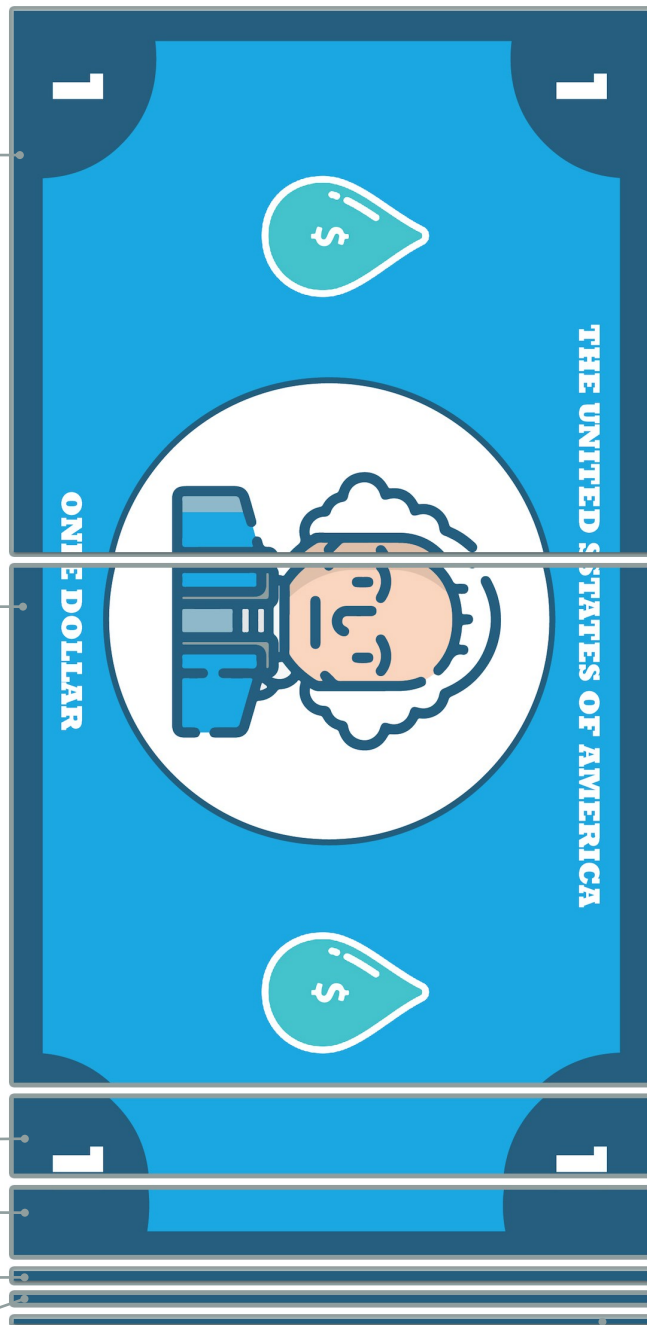
0.5¢ ON THE DOLLAR

Half a percent of GLWA's revenue goes straight to funding WRAP, making it the only sustainably-funded assistance program in the country. WRAP provides not only financial assistance, but also conservation education and minor plumbing repairs and replacements.

0.2% TRUST FUND WORKING CAPITAL & OTHER

0.2¢ ON THE DOLLAR

The amount required to maintain sufficient liquidity in the Master Bond Ordinance Trust Receiving and other funds, and the Extraordinary Repair & Replacement Reserve Fund.



MAKING SENSE OF YOUR DOLLARS

Every dollar paid to GLWA for **Wastewater Services** provides for...

FY 2026 Wastewater System Budget Infographic

43.3% OPERATIONS AND MAINTENANCE

43.3¢ ON THE DOLLAR

The cost for people, utilities, chemicals, and services to deliver effective and efficient wastewater services around-the-clock, every day of the year.

40.5% DEBT SERVICE

40.5¢ ON THE DOLLAR

Physical improvements to GLWA's regional wastewater system and its assets are financed with debt. Debt service principal and interest are funded monthly.

9.6% REVENUE FINANCED CAPITAL

9.6¢ ON THE DOLLAR

To lower the debt burden, GLWA sets aside money each year from revenues to pay for capital improvements in future years. This pay-as-you-go approach eliminates the need to pay interest on debt in future years and improves financial resiliency.

5.1% REGIONAL SYSTEM LEASE

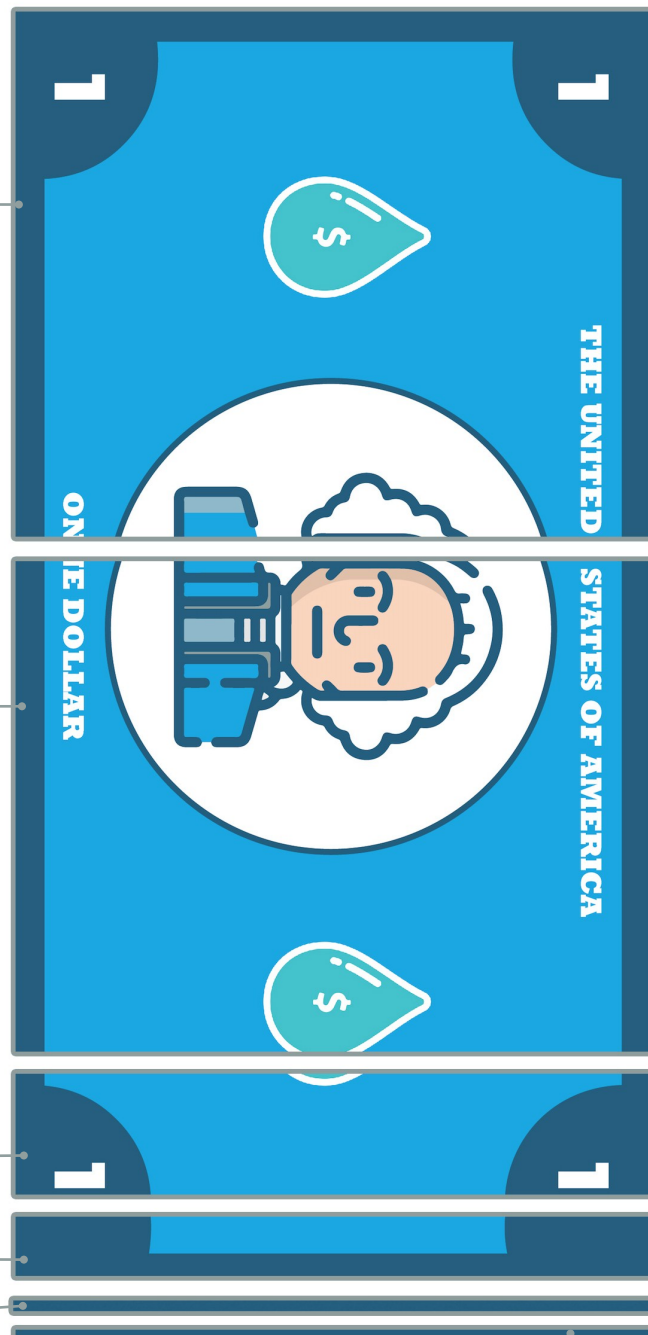
5.1¢ ON THE DOLLAR

This money goes to the Detroit Water and Sewerage Department (DWSD) to pay for GLWA's lease of the regional wastewater system. DWSD uses those funds for improvements to the local system and to pay debt related to capital improvements.

1.0% CLOSED PENSION

1.0¢ ON THE DOLLAR

GLWA inherited a portion of the city of Detroit's pension plan expense for employees and retirees that maintained the wastewater system before GLWA was formed. Over time, the annual payment will decrease.



0.5% WRAP (WATER RESIDENTIAL ASSISTANCE PROGRAM)

0.5¢ ON THE DOLLAR

Half a percent of GLWA's revenue goes straight to funding WRAP, making it the only sustainably-funded assistance program in the country. WRAP provides not only financial assistance, but also conservation education and minor plumbing repairs and replacements.



MAKING SENSE OF YOUR DOLLARS

Every dollar paid to GLWA for combined **Water and Wastewater Services** provides for...

FY 2026 Water and Wastewater Combined Budget Infographic

43.9% OPERATIONS AND MAINTENANCE

43.9¢ ON THE DOLLAR

The cost for people, utilities, chemicals, and services to deliver water of unquestionable quality and effective and efficient wastewater services around-the-clock, every day of the year.

41.9% DEBT SERVICE

41.9¢ ON THE DOLLAR

Physical improvements to GLWA's regional water and wastewater system assets are financed with debt. Debt service principal and interest are funded monthly.

7.5% REVENUE FINANCED CAPITAL

7.5¢ ON THE DOLLAR

To lower the debt burden, GLWA sets aside money each year from revenues to pay for capital improvements in future years. This pay-as-you-go approach eliminates the need to pay interest on debt in future years and improves financial resiliency.

5.2% REGIONAL SYSTEM LEASE

5.2¢ ON THE DOLLAR

This money goes to the Detroit Water and Sewerage Department (DWSD) to pay for GLWA's lease of the regional water and wastewater systems. DWSD uses those funds for improvements to the local system and to pay debt related to capital improvements.

0.9% CLOSED PENSION

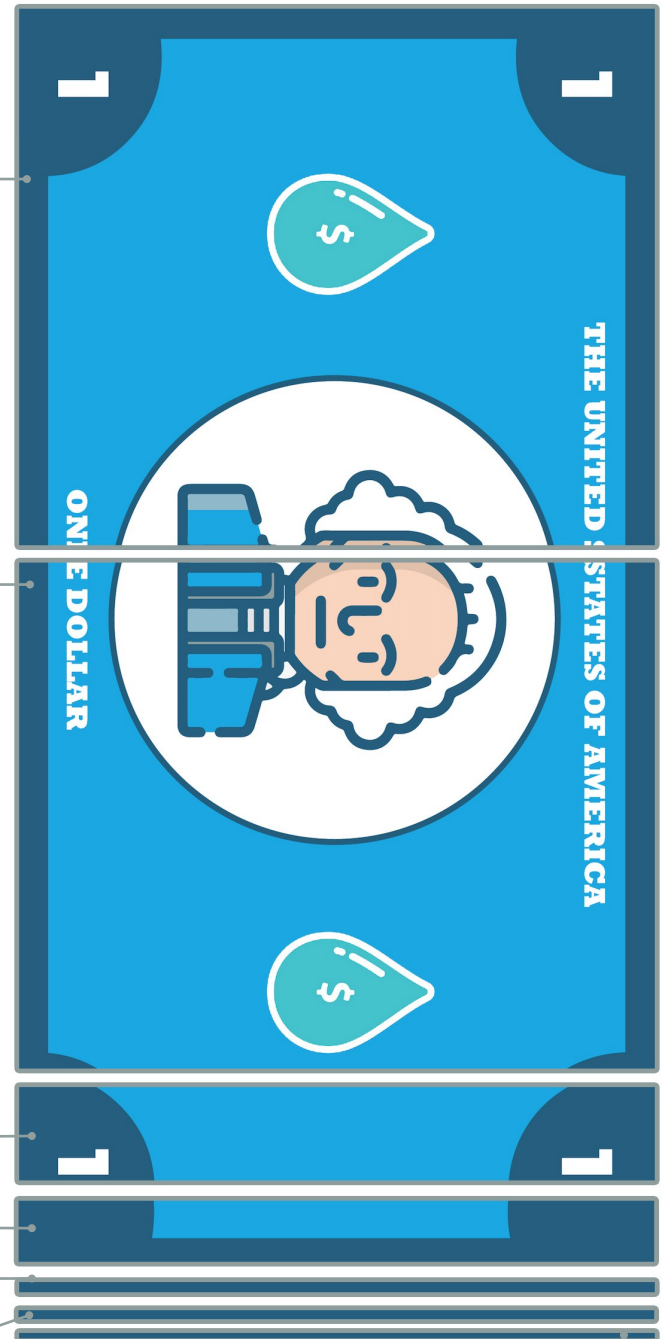
0.9¢ ON THE DOLLAR

GLWA inherited a portion of the city of Detroit's pension plan expense for employees and retirees that maintained the regional system before GLWA was formed. Over time, the annual payment will decrease.

0.5% WRAP (WATER RESIDENTIAL ASSISTANCE PROGRAM)

0.5¢ ON THE DOLLAR

Half a percent of GLWA's revenue goes straight to funding WRAP, making it the only sustainably-funded assistance program in the country. WRAP provides not only financial assistance, but also conservation education and minor plumbing repairs and replacements.



0.1% TRUST FUND WORKING CAPITAL & OTHER

0.1¢ ON THE DOLLAR

The amount required to maintain sufficient liquidity in the Master Bond Ordinance Trust Receiving and other funds, and the Extraordinary Repair & Replacement Reserve Fund.



Source: Adopted FY 2026 Budget as of February 26, 2025

