Summary of FY 2026 & FY 2027 Biennial Budget and FY 2026 Schedule of Charges As Proposed

January 6, 2025

January 6, 2025

Annually, in January, the Great Lakes Water Authority (GLWA) presents a proposed biennial budget and related schedule of charges for the upcoming fiscal year which begins on July 1, 2025. In addition, public hearings on the proposed budget and charges are scheduled for February each year. This year, the Public Hearings for the proposed FY 2026 and FY 2027 Biennial Budget and FY 2026 Water and Sewerage Service Charges are scheduled for the Board of Directors meeting at **2:00 p.m. on Wednesday, February 26, 2025.** This year's meeting can be attended in person or via **Zoom**. **The public call-in number is 877-853-5247 (US Toll-Free) or 888-788-0099 (US Toll-Free). The meeting ID is 864 7166 7249; the passcode is 297061**. **If you require accommodation due to a disability, please contact CEO@glwater.org or (844) 455-GLWA (4592) not less than 72 hours prior to the date of the meeting.** Additional information regarding this meeting can be found in the Public Hearing Notices contained within this document.

This hearing will provide GLWA an opportunity to present the Authority's budget which encompasses the Capital Improvement Program (CIP), estimated sales volume and other factors that serve as the basis for the proposed revenue requirements and schedule of charges for FY 2026. This hearing also provides an opportunity for the public and our member partners to comment or submit questions in writing related to the proposed charges. All comments or questions raised during the hearing will receive a written response. Please note that the proposed budget and charges are subject to change after the public hearing and subsequent deliberation and approval by the GLWA Board.

Our primary objective continues to be one of providing our member partners with wholesale water and wastewater services of unquestionable quality at fair and equitable charges. GLWA is committed to exceeding our member partners' expectations in the region. GLWA would like to remind our valued member partners of added services that we provide at no additional cost. These services include training programs and community education opportunities, local system water testing, the regional water quality monitoring program in partnership with USGS, and public communication materials related to topics such as the State of Michigan's Lead and Copper Rule and public education on the perils of "flushable" wipes. Contact outreach@glwater.org for more information on any of the above programs.

GLWA
Great Lakes Water Authority

Comments or questions may be submitted in the following manner:

By E-Mail: You may provide written comments to the Board by emailing those comments to CEO@glwater.org on or before 3:00 p.m. on Tuesday, February 25, 2025. The opportunity to submit written comments by e-mail may remain open throughout the duration of the Public Hearing.

- For comments or questions regarding the proposed budget: You should reference "February 26, 2025 Public Hearing on proposed FY 2026 and FY 2027 biennial budget" in the subject line of the e-mail.
- For comments or questions regarding the proposed charges: You should reference "February 26, 2025 Public Hearing on service charges proposed for Fiscal Year 2026" in the subject line of the e-mail.

By U.S. Mail: You may provide written comments by United States mail addressed to Suzanne R. Coffey, P.E., Chief Executive Officer, Great Lakes Water Authority, 735 Randolph, Detroit, Michigan, 48226. The opportunity to submit written comments by U.S. mail may remain open throughout the duration of the Public Hearing.

- For comments or questions regarding the proposed budget: You should reference "February 26, 2025 Public Hearing on proposed FY 2026 and FY 2027 biennial budget" in the letter.
- For comments or questions regarding the proposed charges: You should reference "February 26, 2025 Public Hearing on service charges proposed for Fiscal Year 2026" in the letter.

Table of Contents

FY 2026 & FY 2027 Biennial Budget

- Public Hearing Notice – FY 2026 & FY 2027 Proposed Biennial Budget
- FY 2026 & FY 2027 Proposed Biennial Budget Summary
- One Pager Series – FY 2026 Proposed Charge Increase
- FY 2026 Proposed Budget Infographics

FY 2026 Schedule of Charges

- Public Hearing Notice – FY 2026 Proposed Schedule of Charges
- FY 2026 Proposed Schedule of Charges

GLWA
Great Lakes Water Authority

GREAT LAKES WATER AUTHORITY
NOTICE OF PUBLIC HEARING
PROPOSED BIENNIAL BUDGET
For the Two-Year Period ended June 30, 2027 (FY 2026 and FY 2027)

Notice is hereby given that the Great Lakes Water Authority Board of Directors will hold a Public Hearing on the proposed FY 2026 and FY 2027 biennial budget.

DATE: **Wednesday, February 26, 2025**

TIME: **2:00 p.m.**

PLACE: **In person, Zoom Videoconferencing, and Zoom Telephonic Hearing**

In Person
Board Room, 5th Floor
735 Randolph Street
Detroit, Michigan 48226

Join Zoom Meeting
https://glwater.zoom.us/j/86471667249?pwd=6oalQhVws8U1bvaTyjO8UWUcPGrB83.1
Meeting ID: 864 7166 7249
Passcode: 297061

Join Zoom Telephonic
Public Call-In Number: 877 853 5247 US Toll-Free
or 888 788 0099 US Toll-Free
Meeting ID: 864 7166 7249
Passcode: 297061

The proposed biennial budget is scheduled to take effect on July 1, 2025.

The proposed biennial budget is available for public inspection online at https://www.glwater.org/financials/.

Individuals or groups wishing to make oral presentations or submit prepared statements pertaining to the proposed biennial budget may do so at the Public Hearing as outlined in this notice. Individuals or groups wishing to make oral presentations may appear in person or participate via the Zoom as indicated in this notice.

Individuals or groups giving oral presentations are encouraged to also submit their presentations in writing. Oral presentations should be brief to allow all parties the opportunity to participate. A three minute time limit will be observed.

The Public Hearing on the FY 2026 and FY 2027 biennial budget proposed by the Great Lakes Water Authority scheduled for February 26, 2025 at 2:00 p.m. will be held in person, through Zoom videoconferencing, and by telephone through Zoom's telephonic capabilities.

Members of the public may offer comment in the following manners:

In Person: Members of the public who, subject to capacity, wish to attend the meeting and/or offer public comment in person may attend the meeting in the Board Room, 5th Floor, 735 Randolph, Detroit, MI 48226.

By Zoom videoconferencing: Members of the public who wish to use Zoom videoconferencing to attend the meeting and/or offer public comment may utilize the following link to attend:
https://glwater.zoom.us/j/86471667249?pwd=6oalQhVws8U1bvaTyjO8UWUcPGrB83.1
During the portions of the hearing designated for public participation may "raise their hand" by using that feature within the software program.

By Telephone via Zoom: Members of the public who wish to attend the meeting and/or offer public comment by telephone should call in at the number indicated above, press *9 on their keypad to "raise their hand for public comment." During other portions of the meeting, members of the public are asked to mute their line by pressing *6 on their keypad to mute or unmute their line.

By E-Mail: Members of the public may provide written comments to the Board by emailing those comments to CEO@glwater.org on or before 3:00 p.m. on Tuesday, February 25, 2025 and should reference "February 26, 2025 Public Hearing on proposed FY 2026 and FY 2027 biennial budget" in the subject line of the e-mail. The opportunity to submit written comments by e-mail may remain open throughout the duration of the Public Hearing.

By U.S. Mail: members of the public may provide written comments by United States mail addressed to:

Suzanne R. Coffey P.E., Chief Executive Officer
Great Lakes Water Authority
735 Randolph
Detroit, Michigan, 48226

Written comments by U.S. mail should reference “February 26, 2025 Public Hearing on proposed FY 2026 and FY 2027 biennial budget” in the letter. The opportunity to submit written comments by U.S. mail may remain open throughout the duration of the Public Hearing.

If a member of the public requires accommodation due to a disability, please contact CEO@glwater.org or (844) 455-GLWA (4592) not less than 72 hours prior to the date of the meeting.

Schedule 1A – Water System Revenue Requirements Biennial Budget

Water System Revenue Requirement	Current Year	Proposed Biennial Budget					
	FY 2025	FY 2026			FY 2027		
	Adopted Budget	Proposed Budget	Dollar Variance	Percent Variance	Proposed Budget	Dollar Variance	Percent Variance
Revenues							
Revenues from Charges							
Suburban Wholesale Customers	$ 347,758,000	$ 371,898,700	$ 24,140,700	6.9%	$ 398,806,200	$ 26,907,500	7.2%
Local System Charges	27,094,800	30,622,600	3,527,800	13.0%	34,554,700	3,932,100	12.8%
Total Revenue from Charges	374,852,800	402,521,300	27,668,500	7.4%	433,360,900	30,839,600	7.7%
Other Operating Revenue	400,000	300,000	(100,000)	-25.0%	300,000	-	0.0%
Investment Earnings							
Unrestricted	6,692,200	7,884,400	1,192,200	17.8%	7,872,900	(11,500)	-0.1%
Restricted for Debt Service	3,182,100	3,302,100	120,000	3.8%	3,523,600	221,500	6.7%
Total Investment Earnings	9,874,300	11,186,500	1,312,200	13.3%	11,396,500	210,000	1.9%
Total Revenues	**$ 385,127,100**	**$ 414,007,800**	**$ 28,880,700**	**7.5%**	**$ 445,057,400**	**$ 31,049,600**	**7.5%**
Revenue Requirements							
Operations & Maintenance Expense	$ 169,625,000	$ 182,456,000	$ 12,831,000	7.6%	$ 193,475,700	$ 11,019,700	6.0%
Debt Service	175,300,800	185,983,000	10,682,200	6.1%	203,033,000	17,050,000	9.2%
General Retirement System Pension	2,283,300	1,622,200	(661,100)	-29.0%	1,450,400	(171,800)	-10.6%
Water Residential Assistance Program Contribution	1,947,800	2,004,100	56,300	2.9%	2,157,500	153,400	7.7%
Extraordinary Repair & Replacement Deposit	-	1,244,500	1,244,500	100.0%	892,200	(352,300)	-28.3%
Regional System Lease	22,500,000	22,500,000	-	0.0%	22,500,000	-	0.0%
Receiving Fund Working Capital Requirement	6,200,000	1,600,000	(4,600,000)	-74.2%	1,100,000	(500,000)	-31.3%
Improvement & Extension Fund Transfer Pending	7,270,200	16,598,000	9,327,800	128.3%	20,448,600	3,850,600	23.2%
Annual Water System Revenue Requirements	**$ 385,127,100**	**$ 414,007,800**	**$ 28,880,700**	**7.5%**	**$ 445,057,400**	**$ 31,049,600**	**7.5%**

Baseline Revenue - What FY 2026 Revenue from Charges would be using FY 2026 projected volume and FY 2025 Fixed and Commodity Charges	$ 373,638,900	
Charge Adjustment		
Attributable to Change in Annual Revenue Requirement	*$ 28,880,700*	*7.73%*
Attributable to Non-Charge Revenue (FY 2026 increase in Investment Earnings & Other Operating Revenue)	*(1,212,200)*	*-0.32%*
Attributable to decreased in projected Sales Volume in FY 2026	*1,213,900*	*0.32%*
Charge Adjustment (Average System Charge Increase)	$ 28,882,400	***7.73%***

Schedule 1B – Sewer System Revenue Requirements Biennial Budget

Sewer System Revenue Requirement	Current Year	Proposed Biennial Budget					
	FY 2025	FY 2026			FY 2027		
	Adopted Budget	Proposed Budget	Dollar Variance	Percent Variance	Proposed Budget	Dollar Variance	Percent Variance
Revenues							
Revenues from Charges							
Suburban Wholesale Customers	$ 287,517,600	$ 301,556,600	$ 14,039,000	4.9%	$ 317,570,900	$ 16,014,300	5.3%
Local System Charges	205,924,800	217,909,900	11,985,100	5.8%	229,996,100	12,086,200	5.5%
Industrial Waste Control Charges	8,719,300	9,213,500	494,200	5.7%	9,711,900	498,400	5.4%
Pollutant Surcharges	5,434,400	5,742,400	308,000	5.7%	6,053,000	310,600	5.4%
Total Revenue from Charges	507,596,100	534,422,400	26,826,300	5.3%	563,331,900	28,909,500	5.4%
Other Operating Revenue	700,000	450,000	(250,000)	-35.7%	450,000	-	0.0%
Investment Earnings							
Unrestricted	10,494,500	10,331,200	(163,300)	-1.6%	11,369,800	1,038,600	10.1%
Restricted for Debt Service	1,861,500	4,081,400	2,219,900	119.3%	4,338,300	256,900	6.3%
Total Investment Earnings	12,356,000	14,412,600	2,056,600	16.6%	15,708,100	1,295,500	9.0%
Total Revenues	**$ 520,652,100**	**$ 549,285,000**	**$ 28,632,900**	**5.5%**	**$ 579,490,000**	**$ 30,205,000**	**5.5%**
Revenue Requirements							
Operations & Maintenance Expense	$228,934,000	$242,124,500	$13,190,500	5.8%	$250,889,700	$8,765,200	3.6%
Debt Service	226,279,400	222,402,500	(3,876,900)	-1.7%	243,463,300	21,060,800	9.5%
General Retirement System Pension	4,846,300	3,648,800	(1,197,500)	-24.7%	3,262,300	(386,500)	-10.6%
Water Residential Assistance Program Contribution	2,651,700	2,661,100	9,400	0.4%	2,804,900	143,800	5.4%
Extraordinary Repair & Replacement Deposit	-	364,900	364,900	100.0%	-	(364,900)	-100.0%
Regional System Lease	27,500,000	27,500,000	-	0.0%	27,500,000	-	0.0%
Receiving Fund Working Capital Requirement	2,300,000	-	(2,300,000)	-100.0%	3,100,000	3,100,000	100.0%
Improvement & Extension Fund Transfer Pending	28,140,700	50,583,200	22,442,500	79.8%	48,469,800	(2,113,400)	-4.2%
Annual Sewer System Revenue Requirements	**$ 520,652,100**	**$ 549,285,000**	**$ 28,632,900**	**5.5%**	**$ 579,490,000**	**$ 30,205,000**	**5.5%**

Baseline Revenue - What FY 2026 Revenue from Charges would be using FY 2025 Fixed Monthly Charges and volume and loading projections for Industrial Waste Control and Pollutant Surcharges	$ 507,090,300	
Charge Adjustment		
Attributable to Change in Annual Revenue Requirement	*$ 28,632,900*	*5.65%*
Attributable to Non-Charge Revenue (FY 2026 increase in Investment Earnings & Other Operating Revenue)	*(1,806,600)*	*-0.36%*
Attributable to decreased in projected Sales Volume in FY 2026 (No change in Member Partners allocation-amount reflects change due to projected Industrial Waste Control volume and Pollutant Surcharges volume and loadings	*505,800*	*0.10%*
Charge Adjustment (Average System Charge Increase)	$ 27,332,100	***5.39%***

Schedule 1C – Combined Water and Sewer System Revenue Requirements Biennial Budget

Combined Water & Sewer System Revenue Requirement	Current Year	Proposed Biennial Budget					
	FY 2025	FY 2026			FY 2027		
	Adopted Budget	Proposed Budget	Dollar Variance	Percent Variance	Proposed Budget	Dollar Variance	Percent Variance
Revenues							
Revenues from Charges							
Suburban Wholesale Customers	$ 635,275,600	$ 673,455,300	$ 38,179,700	6.0%	$ 716,377,100	$ 42,921,800	6.4%
Local System Charges	233,019,600	248,532,500	15,512,900	6.7%	264,550,800	16,018,300	6.4%
Industrial Waste Control Charges	8,719,300	9,213,500	494,200	5.7%	9,711,900	498,400	5.4%
Pollutant Surcharges	5,434,400	5,742,400	308,000	5.7%	6,053,000	310,600	5.4%
Total Revenue from Charges	882,448,900	936,943,700	54,494,800	6.2%	996,692,800	59,749,100	6.4%
Other Operating Revenue	1,100,000	750,000	(350,000)	-31.8%	750,000	-	0.0%
Investment Earnings							
Unrestricted	17,186,700	18,215,600	1,028,900	6.0%	19,242,700	1,027,100	5.6%
Restricted for Debt Service	5,043,600	7,383,500	2,339,900	46.4%	7,861,900	478,400	6.5%
Total Investment Earnings	22,230,300	25,599,100	3,368,800	15.2%	27,104,600	1,505,500	5.9%
Total Revenues	**$ 905,779,200**	**$ 963,292,800**	**$ 57,513,600**	**6.3%**	**$ 1,024,547,400**	**$ 61,254,600**	**6.4%**
Revenue Requirements							
Operations & Maintenance Expense	$398,559,000	$424,580,500	$26,021,500	6.5%	$444,365,400	$19,784,900	4.7%
Debt Service	401,580,200	408,385,500	6,805,300	1.7%	446,496,300	38,110,800	9.3%
General Retirement System Pension	7,129,600	5,271,000	(1,858,600)	-26.1%	4,712,700	(558,300)	-10.6%
Water Residential Assistance Program Contribution	4,599,500	4,665,200	65,700	1.4%	4,962,400	297,200	6.4%
Extraordinary Repair & Replacement Deposit	-	1,609,400	1,609,400	100.0%	892,200	(717,200)	-44.6%
Regional System Lease	50,000,000	50,000,000	-	0.0%	50,000,000	-	0.0%
Receiving Fund Working Capital Requirement	8,500,000	1,600,000	(6,900,000)	-81.2%	4,200,000	2,600,000	162.5%
Improvement & Extension Fund Transfer Pending	35,410,900	67,181,200	31,770,300	89.7%	68,918,400	1,737,200	2.6%
Annual Water & Sewer System Revenue Requirements	**$ 905,779,200**	**$ 963,292,800**	**$ 57,513,600**	**6.3%**	**$ 1,024,547,400**	**$ 61,254,600**	**6.4%**

The following schedule has not been included for purposes of this presentation.

Schedule 3 – Sources of Revenues and Use of Revenues – Flow of Funds Basis
Consistent with the Master Bond Ordinance

Schedule 4 – Debt Service Coverage Calculations Consistent with the Master Bond Ordinance

	Debt Service Coverage Calculation	FY 2026 Water Fund Requested	FY 2026 Sewer Fund Requested	FY 2026 Combined (Informational Only)	FY 2027 Water Fund Requested	FY 2027 Sewer Fund Requested	FY 2027 Combined (Informational Only)
	Revenues						
1	Regional System Wholesale Revenues	$ 402,521,300	$ 534,422,400	$ 936,943,700	$ 433,360,900	$ 563,331,900	$ 996,692,800
2	Local System Revenues	93,269,400	88,307,300	181,576,700	96,150,900	93,221,500	189,372,400
3	Miscellaneous Revenue (Local System)	5,124,000	8,320,000	13,444,000	5,329,000	8,652,800	13,981,800
4	Other Revenues & Investment Earnings (Regional System)	11,486,500	14,862,600	26,349,100	11,696,500	16,158,100	27,854,600
5	**Total Revenues**	**$ 512,401,200**	**$ 645,912,300**	**$ 1,158,313,500**	**$ 546,537,300**	**$ 681,364,300**	**$ 1,227,901,600**
	Revenue Requirements						
	Operations & Maintenance Expense						
6	Regional System Wholesale Expenses	$ 182,456,000	$242,124,500	$ 424,580,500	$ 193,475,700	$250,889,700	$ 444,365,400
7	Local System Expenses	49,681,500	61,426,900	111,108,400	51,648,000	63,884,000	115,532,000
8	**Total Operations & Maintenance Expense**	**232,137,500**	**303,551,400**	**535,688,900**	**245,123,700**	**314,773,700**	**559,897,400**
9	***Net Revenues after Operations & Maintenance Expense***	***$ 280,263,700***	***$ 342,360,900***	***$ 622,624,600***	***$ 301,413,600***	***$ 366,590,600***	***$ 668,004,200***
	Debt Service by Lien						
10	Senior Lien Bonds	$ 162,748,000	$ 160,471,200	$ 323,219,200	$ 181,850,800	$ 175,599,200	$ 357,450,000
11	Second Lien Bonds	50,697,200	56,447,200	107,144,400	50,704,500	60,086,300	110,790,800
12	SRF Junior Lien Bonds	19,940,900	38,294,900	58,235,800	19,948,000	42,261,300	62,209,300
13	**Total Debt Service**	**$ 233,386,100**	**$ 255,213,300**	**$ 488,599,400**	**$ 252,503,300**	**$ 277,946,800**	**$ 530,450,100**
	Debt Service Coverage						
14	Senior Lien Bonds *(9)/(10)*	1.72	2.13		1.66	2.09	
15	Second Lien Bonds *(9) / [(10)+(11)]*	1.31	1.58		1.30	1.56	
16	SRF Junior Lien Bonds *(10) / (13)*	1.20	1.34		1.19	1.32	

*****Rows highlighted in light grey in the above table are designed to align with the Local System information provided from Detroit Water & Sewerage Department (DWSD) as of February 1, 2025***

Schedule 5A – Water Capital Financing Plan

Water Improvement & Extension Fund	Adopted Budget	Proposed Biennial Budget	
	FY 2025	FY 2026	FY 2027
Inflows			
Transfers in from Water Operations Fund			
Revenue Transfers	$ 7,270,200	$ 16,598,000	$ 20,448,600
Investment Earnings	938,700	3,270,800	2,939,500
Total Inflows	**8,208,900**	**19,868,800**	**23,388,100**
Outflows			
Capital outlay	10,527,800	13,738,000	9,089,100
Transfers out to Water Operations Fund			
Investment Earnings	938,700	3,270,800	2,939,500
Transfers out to Water Construction Fund			
Revenue Financed Capital	15,000,000	9,250,000	11,750,000
Total Outflows	**26,466,500**	**26,258,800**	**23,778,600**
Net Inflow (Outflow) - Use of I&E Funds	**$ (18,257,600)**	**(6,390,000)**	**(390,500)**

Water Construction Fund	Adopted Budget	Proposed Biennial Budget	
	FY 2025	FY 2026	FY 2027
Inflows			
Transfers in from Water Improvement & Extension Fund			
Revenue Financed Capital	$ 15,000,000	$ 9,250,000	$ 11,750,000
Transfers in from Water Operations Fund			
Bond Proceeds	271,562,500	350,000,000	-
State Revolving Loans	30,800,000	18,358,800	-
Grants and Capital Contributions	-	2,300,000	2,000,000
Investment Earnings	7,953,300	14,087,800	13,519,500
Total Inflows	**325,315,800**	**393,996,600**	**27,269,500**
Outflows			
Capital Program	210,000,000	185,000,000	235,000,000
Transfers out to Water Operations Fund			
Bond Cost of Issuance	-	2,625,000	-
Total Outflows	**210,000,000**	**187,625,000**	**235,000,000**
Net Inflow (Outflow) - Use of Construction Funds	**$ 115,315,800**	**206,371,600**	**(207,730,500)**

Schedule 5B – Sewer Capital Financing Plan

Sewer Improvement & Extension Fund	Adopted Budget	Proposed Biennial Budget	
	FY 2025	FY 2026	FY 2027
Inflows			
Transfers in from Water Operations Fund			
Revenue Transfers	$ 28,140,700	$ 50,583,200	$ 48,469,800
Investment Earnings	1,076,000	5,243,900	5,915,100
Total Inflows	**29,216,700**	**55,827,100**	**54,384,900**
Outflows			
Capital outlay	12,071,300	14,089,800	14,416,000
Transfers out to Water Operations Fund			
Investment Earnings	1,076,000	5,243,900	5,915,100
Transfers out to Water Construction Fund			
Revenue Financed Capital	5,500,000	8,750,000	11,750,000
Total Outflows	**18,647,300**	**28,083,700**	**32,081,100**
Net Inflow (Outflow) - Use of I&E Funds	**$ 10,569,400**	**27,743,400**	**22,303,800**

Sewer Construction Fund	Adopted Budget	Proposed Biennial Budget	
	FY 2025	FY 2026	FY 2027
Inflows			
Transfers in from Water Improvement & Extension Fund			
Revenue Financed Capital	$ 15,000,000	$ 8,750,000	$ 11,750,000
Transfers in from Water Operations Fund			
Bond Proceeds	271,562,500	150,000,000	-
State Revolving Loans	30,800,000	66,931,100	84,170,600
Grants and Capital Contributions	-	21,676,000	-
Investment Earnings	7,953,300	6,319,700	5,196,700
Total Inflows	**325,315,800**	**253,676,800**	**101,117,300**
Outflows			
Capital Program	210,000,000	175,000,000	235,000,000
Transfers out to Water Operations Fund			
Bond Cost of Issuance	-	1,125,000	-
Total Outflows	**210,000,000**	**176,125,000**	**235,000,000**
Net Inflow (Outflow) - Use of Construction Funds	**$ 115,315,800**	**77,551,800**	**(133,882,700)**

One Pager Series
FY 2026 Proposed Charge Increase
As of January 27, 2025

Overview: In January 2025 the Great Lakes Water Authority (GLWA) presented a proposed budget and charges for the upcoming fiscal year 2026. The purpose of this one-pager is to give context and background as it relates to this proposal.

FY 2026 Proposed Charges Increases:
Proposed average water system charge of 7.73% and sewer system charge of 5.39% to overcome several years of cost increases. Despite this increase, *GLWA's average cumulative charge increase continues to be well below 4% with 2.9% for water and 1.7% for sewer.*

Methodology: No methodology changes or shares updates this year. Changes in charges are driven by economic reality.

Across-the-Board Adjustments: Since there was no methodology change this year, nearly every Member Partner received the same charge adjustment of 7.38% for the water system and 5.34% for the sewer system.

Proposed Budget Supports New Initiatives of Wide Scale Benefit to the Region
Corrosion Control: While there is no lead in GLWA's water and no lead pipes in GLWA's transmission system, GLWA recently launched a corrosion control strategy to provide added protection to Member Partners' local system (estimated cost $6 million).

Resiliency: The newly formed GLWA Resiliency Group successfully launched a multi-year flood mitigation study in partnership with the U.S. Army Corps of Engineers. Southeast Michigan has experienced repeated widespread flooding, and five flooding-related FEMA Federal Disaster Declarations since 2000. This has resulted in economic burden and social hardship across our region. The project is funded 50% U.S. Army Corps of Engineers (USACE)/50% GLWA.

Legal Constraints Deferred Needed Charge Increases: Well- intended 4% Promise budget limitation could not have foreseen the depth of the economic impact of a pandemic on GLWA.

Looking for more information?
Visit us online at www.glwater.org

High Double Digit Cost Increases Since 2020: N*on-discretionary* chemicals, utilities, and services increased nearly 55% since 2020.

Infrastructure Improvements are Largely Funded by Debt and Cash Reserves: This means that over 44 cents of every dollar is required for mandatory debt payments.

Addressing Deferred Maintenance was a Key Objective in Establishing the Regional Authority: Unfortunately, budget constraints have slowed the pace of maintenance. The cost of that equipment and services becomes more costly each year.

Solid Financial Footing Translates to Lower Cost of Borrowing – and Lower Charge Increases in the Future: GLWA is now an AA rated utility (remember the bonds sunk to non-investment grade during the City's Chapter 9).

- Nearly $900 million in cash flow savings has been achieved by restructuring debt.
- The proposed FY 2026 charge increase is an important signal to bond rating agencies and investors to maintain financial stability – especially with potential refunding opportunities this year.

Leveraging Technology and Talent:

- The proposed budget supports the linear system integrity program, new asset management technology, and a smart ball technology to best manage limited resources.
- Expanding apprenticeship and intern programs address hard-to-fill positions.

Average System Charge Adjustments

Year	Water	Sewer
2018	1.8%	-0.7%
2019	1.8%	0.1%
2020	0.6%	0.8%
2021	3.2%	2.0%
2022	1.5%	-0.6%
2023	3.7%	2.4%
2024	2.75%	2.75%
2025	3.25%	3.0%
2026 Final Proposed	7.73%	5.39%
9-Year Average	**2.9%**	**1.7%**

MAKING SENSE OF YOUR DOLLARS

Every dollar paid to GLWA for **Water Services** provides for...

FY 2026 Water System Budget Infographic



44.9% DEBT SERVICE

44.9¢ ON THE DOLLAR

Physical improvements to GLWA's regional water system and its assets are financed with debt. Debt service principal and interest are funded monthly.

44.1% OPERATIONS AND MAINTENANCE

44.1¢ ON THE DOLLAR

The cost for people, utilities, chemicals, and services to deliver water of unquestionable quality around-the-clock, every day of the year.

5.4% REGIONAL SYSTEM LEASE

5.4¢ ON THE DOLLAR

This money goes to the Detroit Water and Sewerage Department (DWSD) to pay for GLWA's lease of the regional water system. DWSD uses those funds for improvements to the local system and to pay debt related to capital improvements.

4.0% REVENUE FINANCED CAPITAL

4.0¢ ON THE DOLLAR

To lower the debt burden, GLWA sets aside money each year from revenues to pay for capital improvements in future years. This pay-as-you-go approach eliminates the need to pay interest on debt in future years and improves financial resiliency.

0.7% TRUST FUND WORKING CAPITAL & OTHER

0.7¢ ON THE DOLLAR

The amount required to maintain sufficient liquidity in the Master Bond Ordinance Trust Receiving and other funds, and the Extraordinary Repair & Replacement Reserve Fund.

0.4% CLOSED PENSION

0.4¢ ON THE DOLLAR

GLWA inherited a portion of the city of Detroit's pension plan expense for employees and retirees that maintained the water system before GLWA was formed. Over time, the annual payment will decrease.

0.5% WRAP (WATER RESIDENTIAL ASSISTANCE PROGRAM)

0.5¢ ON THE DOLLAR

Half a percent of GLWA's revenue goes straight to funding WRAP, making it the only sustainably-funded assistance program in the country. WRAP provides not only financial assistance, but also conservation education and minor plumbing repairs and replacements.

Source: Proposed FY 2026 Budget as of January 6, 2025

GLWA
Great Lakes Water Authority

/glwater /glwa /glwatermi
/greatlakeswaterauthority glwater.org

MAKING SENSE OF YOUR DOLLARS

Every dollar paid to GLWA for **Wastewater Services** provides for...

FY 2026 Wastewater System Budget Infographic

44.1% OPERATIONS AND MAINTENANCE

44.1¢ ON THE DOLLAR

The cost for people, utilities, chemicals, and services to deliver effective and efficient wastewater services around-the-clock, every day of the year.

40.5% DEBT SERVICE

40.5¢ ON THE DOLLAR

Physical improvements to GLWA's regional wastewater system and its assets are financed with debt. Debt service principal and interest are funded monthly.

9.2% REVENUE FINANCED CAPITAL

9.2¢ ON THE DOLLAR

To lower the debt burden, GLWA sets aside money each year from revenues to pay for capital improvements in future years. This pay-as-you-go approach eliminates the need to pay interest on debt in future years and improves financial resiliency.

5.0% REGIONAL SYSTEM LEASE

5.0¢ ON THE DOLLAR

This money goes to the Detroit Water and Sewerage Department (DWSD) to pay for GLWA's lease of the regional wastewater system. DWSD uses those funds for improvements to the local system and to pay debt related to capital improvements.

0.6% CLOSED PENSION

0.6¢ ON THE DOLLAR

GLWA inherited a portion of the city of Detroit's pension plan expense for employees and retirees that maintained the wastewater system before GLWA was formed. Over time, the annual payment will decrease.

0.5% WRAP (WATER RESIDENTIAL ASSISTANCE PROGRAM)

0.5¢ ON THE DOLLAR

Half a percent of GLWA's revenue goes straight to funding WRAP, making it the only sustainably-funded assistance program in the country. WRAP provides not only financial assistance, but also conservation education and minor plumbing repairs and replacements.



0.1% ER&R DEPOSIT

0.1¢ ON THE DOLLAR

The amount required to maintain the Master Bond Ordinance required balance in the Extraordinary Repair & Replacement Reserve (ER&R) Fund.

Source: Proposed FY 2026 Budget as of January 6, 2025

GLWA
Great Lakes Water Authority

/glwater
/greatlakeswaterauthority
/glwa
glwater.org
/glwatermi

MAKING SENSE OF YOUR DOLLARS

Every dollar paid to GLWA for combined **Water and Wastewater Services** provides for...

FY 2026 Water and Wastewater Combined Budget Infographic

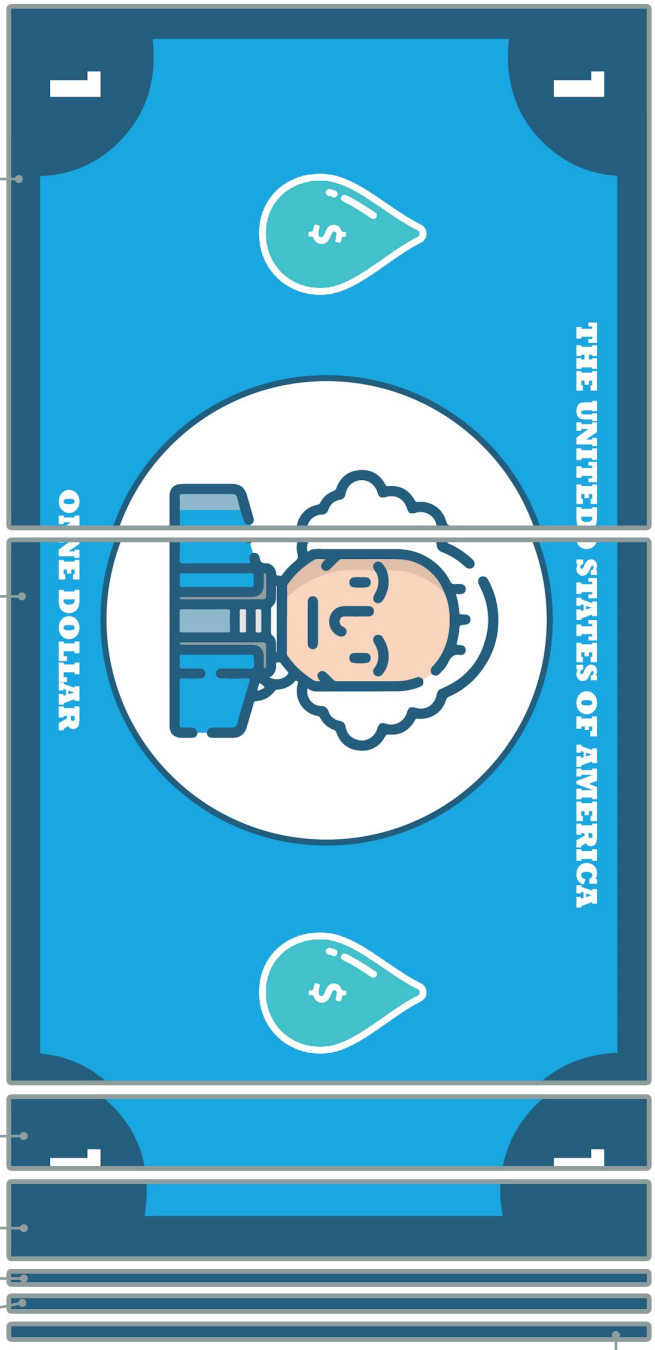

42.4% DEBT SERVICE

42.4¢ ON THE DOLLAR

Physical improvements to GLWA's regional water and wastewater system assets are financed with debt. Debt service principal and interest are funded monthly.

44.1% OPERATIONS AND MAINTENANCE

44.1¢ ON THE DOLLAR

The cost for people, utilities, chemicals, and services to deliver water of unquestionable quality and effective and efficient wastewater services around-the-clock, every day of the year.

5.2% REGIONAL SYSTEM LEASE

5.2¢ ON THE DOLLAR

This money goes to the Detroit Water and Sewerage Department (DWSD) to pay for GLWA's lease of the regional water and wastewater systems. DWSD uses those funds for improvements to the local system and to pay debt related to capital improvements.

7.0% REVENUE FINANCED CAPITAL

7.0¢ ON THE DOLLAR

To lower the debt burden, GLWA sets aside money each year from revenues to pay for capital improvements in future years. This pay-as-you-go approach eliminates the need to pay interest on debt in future years and improves financial resiliency.

0.3% TRUST FUND WORKING CAPITAL & OTHER

0.3¢ ON THE DOLLAR

The amount required to maintain sufficient liquidity in the Master Bond Ordinance Trust Receiving and other funds, and the Extraordinary Repair & Replacement Reserve Fund.

0.5% CLOSED PENSION

0.5¢ ON THE DOLLAR

GLWA inherited a portion of the city of Detroit's pension plan expense for employees and retirees that maintained the regional system before GLWA was formed. Over time, the annual payment will decrease.

0.5% WRAP (WATER RESIDENTIAL ASSISTANCE PROGRAM)

0.5¢ ON THE DOLLAR

Half a percent of GLWA's revenue goes straight to funding WRAP, making it the only sustainably-funded assistance program in the country. WRAP provides not only financial assistance, but also conservation education and minor plumbing repairs and replacements.

Source: Proposed FY 2026 Budget as of January 6, 2025

GLWA
Great Lakes Water Authority

/glwater /glwa /glwatermi
/greatlakeswaterauthority glwater.org

GREAT LAKES WATER AUTHORITY
NOTICE OF PUBLIC HEARING
PROPOSED FY 2026 WATER AND SEWERAGE SERVICE CHARGES

Notice is hereby given that the Great Lakes Water Authority Board of Directors will hold a Public Hearing on Water and Sewerage service charges proposed by the Great Lakes Water Authority for Fiscal Year 2026.

DATE: **Wednesday, February 26, 2025**

TIME: **2:00 p.m.**

PLACE: **In person, Zoom Videoconferencing, and Zoom Telephonic Hearing**

In Person
Board Room, 5th Floor
735 Randolph Street
Detroit, Michigan 48226

Join Zoom Meeting
https://glwater.zoom.us/j/86471667249?pwd=6oalQhVws8U1bvaTyjO8UWUcPGrB83.1
Meeting ID: 864 7166 7249
Passcode: 297061

Join Zoom Telephonic
Public Call-In Number: 877 853 5247 US Toll-Free
or 888 788 0099 US Toll-Free
Meeting ID: 864 7166 7249
Passcode: 297061

The proposed service charges are scheduled to take effect on July 1, 2025.

The proposed schedule of charges is available for public inspection online at https://www.glwater.org/financials/.

Individuals or groups wishing to make oral presentations or submit prepared statements pertaining to the proposed service charges may do so at the Public Hearing as outlined in this notice. Individuals or groups wishing to make oral presentations may appear in person or participate via the Zoom as indicated in this notice.

Individuals or groups giving oral presentations are encouraged to also submit their presentations in writing. Oral presentations should be brief to allow all parties the opportunity to participate. A three minute time limit will be observed.

The Public Hearing on the FY 2026 Water and Sewerage service charges proposed by the Great Lakes Water Authority scheduled for February 26, 2025 at 2:00 p.m. will be held in person, through Zoom videoconferencing, and by telephone through Zoom's telephonic capabilities.

Members of the public may offer comment in the following manners:

In Person: Members of the public who, subject to capacity, wish to attend the meeting and/or offer public comment in person may attend the meeting in the Board Room, 5th Floor, 735 Randolph, Detroit, MI 48226.

By Zoom videoconferencing: Members of the public who wish to use Zoom videoconferencing to attend the meeting and/or offer public comment may utilize the following link to attend:
https://glwater.zoom.us/j/86471667249?pwd=6oalQhVws8U1bvaTyjO8UWUcPGrB83.1
During the portions of the hearing designated for public participation may "raise their hand" by using that feature within the software program.

By Telephone via Zoom: Members of the public who wish to attend the meeting and/or offer public comment by telephone should call in at the number indicated above, press *9 on their keypad to "raise their hand for public comment." During other portions of the meeting, members of the public are asked to mute their line by pressing *6 on their keypad to mute or unmute their line.

By E-Mail: Members of the public may provide written comments to the Board by emailing those comments to CEO@glwater.org on or before 3:00 p.m. on Tuesday, February 25, 2025 and should reference "February 26, 2025 Public Hearing on service charges proposed for Fiscal Year 2026" in the subject line of the e-mail. The opportunity to submit written comments by e-mail may remain open throughout the duration of the Public Hearing.

By U.S. Mail: members of the public may provide written comments by United States mail addressed to:

Suzanne R. Coffey P.E., Chief Executive Officer
Great Lakes Water Authority
735 Randolph
Detroit, Michigan, 48226

Written comments by U.S. mail should reference “February 26, 2025 Public Hearing on service charges proposed for Fiscal Year 2026” in the letter. The opportunity to submit written comments by U.S. mail may remain open throughout the duration of the Public Hearing.

If a member of the public requires accommodation due to a disability, please contact CEO@glwater.org or (844) 455-GLWA (4592) not less than 72 hours prior to the date of the meeting.

The proposed schedules of service charges presented in this document were generated on January 27, 2025 utilizing the proposed budget as of January 6, 2025.

GREAT LAKES WATER AUTHORITY
WATER SUPPLY SYSTEM
Service Charges and Allocated Revenue Requirements
FINAL PROPOSED - EFFECTIVE JULY 1, 2025 FOR ALL BILLS ISSUED ON OR AFTER AUGUST 1, 2025

Line No.	Member Partner	Contract	Fixed Monthly Charge (a)	Commodity Charge (a)	Projected Revenue From Charges (g)
			$/mo	$/mcf	$
1	Allen Park	Model	$ 143,900	$ 9.97	$ 2,878,300
2	Almont Village	Model	$ 14,500	$ 13.07	$ 289,000
3	Ash Township	Model	$ 51,000	$ 10.89	$ 1,019,300
4	Belleville	Model	$ 19,700	$ 11.20	$ 393,200
5	Berlin Township	Model	$ 43,200	$ 12.86	$ 863,000
6	Brownstown Township	Model	$ 231,700	$ 13.32	$ 4,633,200
7	Bruce Township	Model	$ 18,900	$ 52.73	$ 377,600
8	Burtchville Township	Model	$ 24,800	$ 20.55	$ 496,900
9	Canton Township	Model	$ 644,400	$ 13.50	$ 12,888,500
10	Center Line	Model	$ 29,800	$ 7.51	$ 594,900
11	Chesterfield Township	Model	$ 269,500	$ 12.13	$ 5,390,700
12	Clinton Township	Model	$ 466,100	$ 9.88	$ 9,323,900
13	Commerce Township	Model	$ 214,000	$ 16.26	$ 4,280,200
14	Dearborn	No Contract	$ 593,500	$ 9.06	$ 11,871,300
15	Dearborn Heights	Model	$ 232,700	$ 9.56	$ 4,654,700
16	Eastpointe	Model	$ 99,400	$ 7.88	$ 1,988,700
17	Ecorse	Model	$ 68,600	$ 7.12	$ 1,371,400
18	Farmington	Model	$ 60,900	$ 11.22	$ 1,217,700
19	Farmington Hills	Model	$ 551,100	$ 12.69	$ 11,021,700
20	Ferndale	Model	$ 66,000	$ 8.17	$ 1,319,000
21	Flat Rock	Model	$ 88,800	$ 13.47	$ 1,775,500
22	Flint	Model	$ 602,700	$ 12.24	$ 12,055,000
	less: Adjustment for KWA Debt Service (b)				*$ (6,447,300)*
	Net projected revenue - Flint				*$ 5,607,700*
23	Fraser	Model	$ 77,800	$ 11.12	$ 1,556,300
24	Garden City	Model	$ 105,400	$ 11.62	$ 2,107,300
25	Gibraltar	Model	$ 21,600	$ 10.11	$ 432,100
26	Greenwood Township (DTE)	Model	$ 83,000	$ 20.34	$ 1,659,100
27	Grosse Ile Township	Model	$ 73,400	$ 13.73	$ 1,468,400
28	Grosse Pt. Park	Model	$ 81,700	$ 12.95	$ 1,634,400
29	Grosse Pt. Shores	Model	$ 37,000	$ 16.60	$ 739,500
30	Grosse Pt. Woods	Model	$ 79,900	$ 9.62	$ 1,598,500
31	Hamtramck	Model	$ 51,500	$ 6.65	$ 1,030,300
32	Harper Woods	Model	$ 55,700	$ 8.14	$ 1,114,500
33	Harrison Township	Model	$ 103,400	$ 8.72	$ 2,068,300
34	Hazel Park	Model	$ 46,800	$ 7.99	$ 935,500
35	Highland Park	Model	$ 52,700	$ 5.47	$ 1,054,700

Line No.	Member Partner	Contract	Fixed Monthly Charge (a)	Commodity Charge (a)	Projected Revenue From Charges (g)
			$/mo	$/mcf	$
36	Huron Township	Model	$ 94,900	$ 11.58	$ 1,898,400
37	Imlay City	Model	$ 93,500	$ 15.98	$ 1,869,900
38	Imlay Township (Single User)	No Contract	$ 600	$ 540.00	$ 12,600
39	Inkster	Model	$ 81,500	$ 6.62	$ 1,630,100
40	Keego Harbor	Model	$ 18,700	$ 15.34	$ 374,700
41	Lapeer	Model	$ 97,200	$ 14.36	$ 1,944,700
42	Lenox Township	Model	$ 20,100	$ 10.02	$ 402,500
43	Lincoln Park	Model	$ 143,400	$ 6.66	$ 2,869,000
44	Livonia	Model	$ 721,500	$ 12.84	$ 14,429,600
45	Macomb Township	Model	$ 775,500	$ 18.37	$ 15,511,400
46	Madison Heights	Model	$ 130,000	$ 8.48	$ 2,600,500
47	Mayfield Township (KAMAX)	Model	$ 3,200	$ 47.17	$ 63,400
48	Melvindale	Model	$ 41,300	$ 7.14	$ 826,200
49	New Haven, Village of	Model	$ 27,500	$ 11.03	$ 549,500
50	NOCWA	Model	$ 1,380,500	$ 12.68	$ 27,610,300
51	Northville	Model	$ 48,200	$ 13.14	$ 964,700
52	Northville Township	Model	$ 288,500	$ 17.14	$ 5,770,800
53	Novi	Model	$ 574,800	$ 15.18	$ 11,495,600
54	Oak Park	Model	$ 88,000	$ 7.77	$ 1,760,000
55	Oakland GWK Drain District	Model	$ 5,600	$ 5.03	$ 112,000
56	Plymouth	Model	$ 68,500	$ 12.56	$ 1,369,600
57	Plymouth Township	Model	$ 278,200	$ 14.46	$ 5,563,800
58	Redford Township	Model	$ 184,900	$ 9.67	$ 3,698,300
59	River Rouge	Model	$ 32,900	$ 6.58	$ 658,700
60	Riverview	Model	$ 54,200	$ 9.70	$ 1,084,000
61	Rockwood	Model	$ 15,600	$ 13.03	$ 311,000
62	Romeo	Model	$ 11,100	$ 28.39	$ 221,200
63	Romulus	Model	$ 229,800	$ 9.21	$ 4,596,800
64	Roseville	Model	$ 161,000	$ 7.55	$ 3,220,000
65	Royal Oak Township	Model	$ 13,100	$ 10.28	$ 261,000
66	Shelby Township	Model	$ 693,500	$ 13.69	$ 13,871,900
67	SOCWA	Model	$ 1,471,500	$ 9.64	$ 29,425,500
68	South Rockwood	Model	$ 7,400	$ 12.40	$ 148,300
69	Southgate	Model	$ 131,000	$ 8.94	$ 2,619,800
70	St. Clair Shores	Model	$ 196,000	$ 7.91	$ 3,919,800
71	Sterling Heights	Model	$ 914,800	$ 12.89	$ 18,292,700
72	Sumpter Township	Model	$ 45,600	$ 10.43	$ 912,300
73	Sylvan Lake	Model	$ 14,600	$ 17.62	$ 291,500
74	Taylor	Model	$ 288,900	$ 8.63	$ 5,777,900
75	Trenton	Model	$ 110,300	$ 10.80	$ 2,204,900
76	Troy	Model	$ 846,400	$ 15.96	$ 16,925,400

Line No.	Member Partner	Contract	Fixed Monthly Charge (a)	Commodity Charge (a)	Projected Revenue From Charges (g)
			$/mo	$/mcf	$
77	Utica	Model	$ 37,000	$ 12.36	$ 740,600
78	Van Buren Township	Model	$ 211,000	$ 13.49	$ 4,219,600
79	Walled Lake	Model	$ 49,600	$ 13.75	$ 992,600
80	Warren	Model	$ 598,200	$ 7.77	$ 11,961,600
81	Washington Township	Model	$ 146,500	$ 13.67	$ 2,929,500
82	Wayne	Model	$ 112,100	$ 8.89	$ 2,243,100
83	West Bloomfield Township	Model	$ 664,800	$ 19.20	$ 13,297,900
84	Westland	Model	$ 379,600	$ 9.66	$ 7,592,300
85	Wixom	Model	$ 154,800	$ 16.18	$ 3,095,400
86	Woodhaven	Model	$ 91,300	$ 13.31	$ 1,825,000
87	Ypsilanti Comm Util Auth	Model	$ 650,300	$ 10.70	$ 13,008,100
88	**Total Wholesale Contract Member Partners (c)**				**$ 371,631,300**
	Detroit Customer Class - $				
89	Wholesale Revenue Requirement (d)				$ 51,591,600
90	less: Ownership Benefit per Lease				$ (20,700,000)
91	**Net Local System Wholesale Revenue Requirement** (c)				**$ 30,891,600**
92	**Revenue from Wholesale Water Charges** (88) + (91) (c)				**$ 402,522,900**
	Detroit Customer Class -Other				
93	Indirect Retail Revenue Requirements (e)				TBD
94	less: Use of Lease Payment for Debt Service				TBD
95	Net Indirect Retail Revenue Requirements (e)				TBD
96	Subtotal Subject to GLWA Board Approval (91) + (95)				TBD
97	Direct Retail Revenue Requirements (f)				TBD
98	Total Local Retail Revenue Requirement (95) + (97)				TBD
99	**Total Requirement Detroit Customer Class** (91) + (98) (agrees with GLWA Budget Schedule 3)				TBD
	Other Water System Charges				
100	**Lead and Copper Rule Sample Testing Fee - $/Sample**				$ 65.00

(a) Proposed effective date of July 1, 2025. Effective on all bills issued on or after August 1, 2025.

(b) Flint receives a monthly credit related to KWA debt service in accordance with service agreements.

(c) Agrees with GLWA Budget Schedule 1

(d) Wholesale revenue requirements for the Detroit Customer Class.

(e) Local System revenue requirements related to Master Bond Ordinance and related agreements

(f) Local System operating expenses (net of shared services reimbursement) and I&E deposit. Not Subject to GLWA Board approval.

(g) Amounts may vary from individual Member Partner charge calculation sheets due to rounding.

GREAT LAKES WATER AUTHORITY
SEWAGE DISPOSAL SYSTEM
Service Charges and Allocated Revenues Requirements
FINAL PROPOSED - EFFECTIVE JULY 1, 2025 FOR ALL BILLS ISSUED ON OR AFTER AUGUST 1, 2025

Line No.	Member Partner	Contract	Fixed Monthly Charge (a)	Projected Revenue From Charges
			$/mo	$
1	OMID Common	Model	$ 6,590,800	$ 79,089,600
2	Rouge Valley	Older	$ 5,072,800	$ 60,873,600
3	Oakland GWK	Older	$ 4,236,300	$ 50,835,600
4	Evergreen Farmington	Model	$ 3,324,600	$ 39,895,200
5	SE Macomb San Dist	Model	$ 2,288,700	$ 27,464,400
6	Dearborn	Model	$ 1,885,000	$ 22,620,000
7	Grosse Pointe Farms	Older	$ 244,600	$ 2,935,200
8	Grosse Pointe Park	Model	$ 174,600	$ 2,095,200
9	Melvindale	Model	$ 144,200	$ 1,730,400
10	Farmington	Model	$ 110,000	$ 1,320,000
11	Center Line	Model	$ 96,200	$ 1,154,400
12	Allen Park	Model	$ 77,500	$ 930,000
13	Grosse Pointe	Model	$ 107,500	$ 1,290,000
14	Highland Park	Model	$ 436,600	$ 5,239,200
15	Hamtramck	Model	$ 394,200	$ 4,730,400
16	Harper Woods	Model	$ 14,900	$ 178,800
17	Redford Township	Model	$ 30,900	$ 370,800
18	Wayne County #3	Older	$ 4,300	$ 51,600
19	**Total Wholesale Contract Member Partners** (c)			**$ 302,804,400**
	Other Sewer System Charges			
20	**Industrial Waste Control** (c)			**$ 9,219,300**
21	**Pollutant Surcharges** (c)			**$ 5,161,300**
22	Subtotal Regional Wholesale Revenues			$ 317,185,000
	Detroit Customer Class - $			
23	Wholesale Revenue Requirement (d)			$ 222,752,000
24	less: Ownership Benefit per Lease			$ (5,516,000)
25	**Net Local System Wholesale Revenue Requirement** (c)			**$ 217,236,000**
26	**Total Revenue from Wholesale Charges** (22) + (25) (c)			**$ 534,421,000**

GREAT LAKES WATER AUTHORITY
SEWAGE DISPOSAL SYSTEM
Service Charges and Allocated Revenues Requirements
FINAL PROPOSED - EFFECTIVE JULY 1, 2025 FOR ALL BILLS ISSUED ON OR AFTER AUGUST 1, 2025

	Detroit Customer Class -Other	
27	Indirect Retail Revenue Requirements (e)	TBD
28	less: Use of Lease Payment for Debt Service	TBD
29	Net Indirect Retail Revenue Requirements (e)	TBD
30	Subtotal Subject to GLWA Board Approval (25) + (29)	TBD
31	Direct Retail Revenue Requirements (f)	TBD
32	Total Local System Revenue Requirement (29) + (31)	TBD
33	**Total Requirement from Detroit Customer Class** (25) + (32) (agrees with GLWA Budget Schedule 3)	TBD

(a)	Proposed effective date of July 1, 2025. Effective on all bills issued on or after August 1, 2025.
(b)	Reserved
(c)	Agrees with GLWA Budget Schedule
(d)	Wholesale revenue requirements for the Detroit Customer Class.
(e)	Local System revenue requirements related to Master Bond Ordinance and related agreements
(f)	Local System operating expenses (net of shared services reimbursement) and I&E deposit. Not Subject to GLWA Board approval.

GREAT LAKES WATER AUTHORITY
SEWAGE DISPOSAL SYSTEM
Industrial Specific Retail Charges
FINAL PROPOSED - EFFECTIVE JULY 1, 2025 FOR ALL BILLS ISSUED ON OR AFTER AUGUST 1, 2025

Industrial Waste Control Charges		
Meter Size	Full Charge	Admin Only Charge
inches	$/mo	$/mo
5/8	$ 3.92	$ 0.98
3/4	$ 5.88	$ 1.47
1	$ 9.80	$ 2.45
1-1/2	$ 21.56	$ 5.39
2	$ 31.36	$ 7.84
3	$ 56.84	$ 14.21
4	$ 78.40	$ 19.60
6	$ 117.60	$ 29.40
8	$ 196.00	$ 49.00
10	$ 274.40	$ 68.60
12	$ 313.60	$ 78.40
14	$ 392.00	$ 98.00
16	$ 470.40	$ 117.60
18	$ 548.80	$ 137.20
20	$ 627.20	$ 156.80
24	$ 705.60	$ 176.40
30	$ 784.00	$ 196.00
36	$ 862.40	$ 215.60
48	$ 940.80	$ 235.20

Pollutant Surcharges		
Pollutant		Charge
		$/lb
BIOCHEMICAL OXYGEN DEMAND (BOD)		
for concentrations > 275 mg/l	$	0.413
TOTAL SUSPENDED SOLIDS (TSS)		
for concentrations > 350 mg/l	$	0.553
PHOSPHORUS (P)		
for concentrations > 12 mg/l	$	7.975
FATS, OIL AND GREASE (FOG)		
for concentrations > 100 mg/l	$	0.132
SEPTAGE DISPOSAL FEE		
Per 500 gallons of disposal	$	40.00

WILLDAN

GLWA

Great Lakes Water Authority

Financial Services Area
735 Randolph Street
Detroit, Michigan 48226