

Annual Procurement Report for FY 2023 includes the following:

1. Report Highlights
2. Key Terms & Assumptions
3. Fiscal Year analysis of awarded Purchase Orders executed in FY 2023
4. Fiscal Year analysis of invoices processed for payment in FY 2023
5. Detailed Appendices

Pursuant to the Great Lakes Water Authority By-Laws Article XII, Section 4, GLWA Procurement provides an annual report summarizing all spend awarded (Purchase Orders) by the GLWA in the previous fiscal year. In addition, this report provides statistics and analysis based on actual invoice spend for FY 2023.

The GLWA Procurement Team is a strategic cross-functional partner whose goal within the Financial Services Area (FSA) is to provide and manage effective procurement processes and procedures for the acquisition of quality goods and services in support of the Great Lakes Water Authority's mission and goals. GLWA Procurement utilizes the Bonfire Public Procurement application to manage the process of gathering, reviewing, awarding, and monitoring contracts and services with vendors. This system is used in tandem with the GLWA BS&A financial system (the primary source for these reports) to assign requisitions, purchase orders, and to ultimately process vendor payments. The GLWA Procurement team works very closely with other FSA teams throughout the process of the procure to pay cycle.

The information contained in this report is a comprehensive compilation of data from these systems organized in a manner that not only satisfies the base requirement of the GLWA By-Laws but also highlights key insights and trends apparent to the GLWA FSA team upon review. Following review by the GLWA Audit Committee, this information will be available on the GLWA website Vendors page at www.glwater.org where you can also find an entire section dedicated to vendors and communication of GLWA procurement policies, programs, and current solicitations.

It should also be noted that GLWA's [vendor contracts](#) are available online in a searchable database.

Report Highlights

GLWA Procurement Team Objectives Met

- ✓ Setting the bar for transparency in public procurement with the third annual procurement report providing a high level of information for stakeholders and other parties.
- ✓ All purchases (requisitions, purchase orders and contracts) were in alignment with approved procurement processes.
- ✓ Optimized the percentage of awards at 93% which are associated with a contract to improve procurement cycle efficiency and the performance expectations for both GLWA and the vendor community.
- ✓ Strategically identify, procure, and manage supplier relationship and key contracts.

Procurement Key Data Points: Purchase Order (Awarded by Procurement) Totals

- ✓ Procurements awarded for FY 2023 totaled \$594.9 million.
- ✓ Procurement processed a total of 4,904 requisitions including execution of 4,036 new purchase orders and amending 717 existing purchase orders.
- ✓ Procurement executed 258 purchase orders tied to a formal contract.
- ✓ 93 percent of all awarded purchases were connected to a formal contract.

Spending Key Data Points: Invoice (Accounts Payable) Totals

- ✓ Total combined spend by invoice for FY 2023 totaled \$566.3 million.
- ✓ Accounts Payable processed over 25,000 invoices including payments relating to 4,750 purchase orders.
- ✓ Invoice payments directly attributable to a purchase order totaled \$475.0 million.

Key Terms & Assumptions

Following are key terms that will assist the reader in interpreting the data presented in this report.

- **Capital Improvement Plan (CIP):** Spend related to capital projects and equipment purchases.
- **Capital Outlay:** Spend related to either purchasing a fixed asset or to extending its useful life.
- **Contract:** A written binding agreement between GLWA and outside vendors predominantly based on GLWA's Terms and Conditions. All contracts are associated with an approved purchase order.
- **Fiscal Year:** GLWA's one year period used for financial reporting extending from July 1 to June 30 the following year.
- **Invoice:** Issued by the seller/vendor to acquire payment and includes an itemized list of goods shipped specifying the price, products, and quantities. Invoices are reported by payment (check or EFT) paid date.
- **Operation and Maintenance (O&M):** Cost associated with continuing daily operations, repairs, and part replacements to extend the life of assets.
- **Purchase Order (PO):** A document generated by GLWA that authorizes a purchase transaction. When accepted by the seller/vendor, it becomes a contract binding on both parties. Purchase orders are reported by post-date. Not all Purchase Orders are tied to a formal Contract.
- **Requisitions:** A formal request for obtaining a good and/or service including supplies, raw materials, construction projects, and services. It is also used in requesting additional amendments and change orders for current purchase orders and contracts.
- **BS&A:** GLWA's financial software specializing in municipal accounting and finance.

In addition to these key terms, certain assumptions were utilized in the presentation of this information. Key assumptions include the following:

- Purchase order data presented is based on the date the approved purchase order transaction was posted to the general ledger for accounting purposes.
- Invoice data presented is also based on the date the invoice was posted to the general ledger for accounting purposes.
- Purchase order amounts do not remain static, unlike invoice totals.
- Counts are unique counts unless otherwise noted.
- Procurement continually processes amendments (including renewals) and change orders that can decrease or more often increase the purchase order total. These changes impact the original fiscal year totals.
- For the purposes of this report, amended purchase orders include change orders, construction change directives, and task orders.

Fiscal Year Award Analysis

The following tables and charts highlight GLWA Procurement activity including **purchase orders awarded and executed in FY 2023**.

Table 1 – GLWA FY 2023 Total Combined Contract/Purchase Order Awards. This chart identifies the total contracts/purchase orders administered by Procurement. Procurement processed 4,036 purchase orders totaling \$594.9 million in FY 2023.

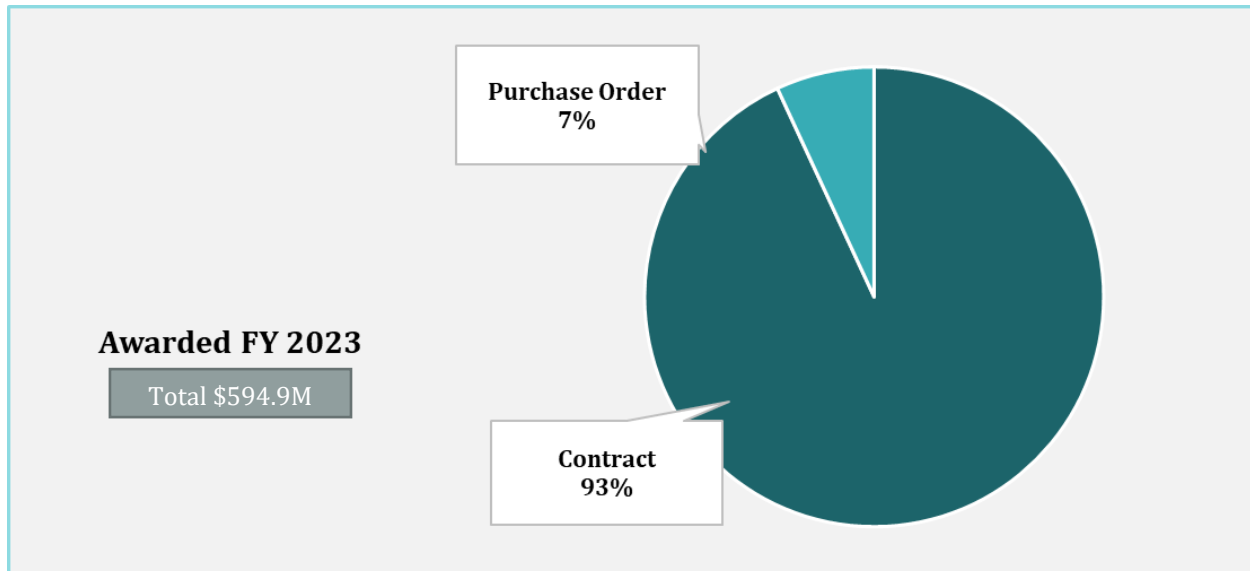
Table 1 – GLWA FY 2023 Total Combined Contract/Purchase Order Awards

Type	Requisition Count	Purchase Order Count	Contract Count	Awarded (Millions)
Contract	167	167	167	\$518.4
Purchase Order	3778	3778	0	\$41.2
Contract Related *	91	91	91	\$35.3
Total Executed	4036	4036	258	\$594.9

*Amendment or change order tied to existing purchase order or contract.

Chart 1 – Total Awarded Contracts/Purchase Orders as a % of Total Purchase Orders Issued. This chart highlights the continuing emphasis Procurement places on capturing a majority of awarded spend under the protection of a formal contract. In addition to providing legal safeguards and quality of service protections, contracts restrain costs by reducing the number of purchase orders and combining purchases to drive down costs. In FY 2023, Procurement awarded \$553.7 million or 93% of the total awarded spend directly tied to a formal agreement (contract).

Chart 1 – Total Awarded Contracts/Purchase Orders as a % of Total



Average Dollar Amount of Contracts and Purchase Orders FY 2023. The average contract awarded by Procurement was over three million dollars.

Table 2 – Average Awarded Amount for Contracts and Purchase Orders FY 2023

Type of Award	Count	Amount Awarded (Millions)	Average Award
Contract	167	\$553,685,166	\$3,315,480
Purchase Order	3778	\$41,166,736	\$10,896

Awards by Contract – Large contracts ensure successful timetables are met and projects are completed to the satisfaction of all GLWA stakeholders.

Table 3 – FY 2023 Top Ten Largest Contracts awarded by Dollar Value. These top ten contracts represent \$362.9 million or 61% of the total awarded Contracts/Purchase Orders for FY 2023. A complete listing of contracts awarded over a million dollars for FY 2023 can be found in Appendix A.

Table 3 – FY 2023 Top Ten Largest Contracts awarded by Dollar Value

Contract	Contract Title	Vendor	Awarded (Millions)
2103350	Pump St. No. 1 Improvement	Weiss Construction Co LLC	\$91.5
2201068	SWTP Medium Voltage Electrical System	Clark Construction Company	\$64.5
2103688	Rehab of Connors Creek Sewer System	Oscar Renda Contracting Inc	\$50.5
2102859	Conveyance System Infrastructure	Jay Dee Contractors Inc.	\$36.9
2101167	Cyber Security, Ovation, Instrum., & Controls	Emerson Process Management	\$35.3
2201255	SWTP 1958 Flocculator Replace	FH Paschen	\$25.5
2201142	Conveyance System Infrastructure (2)	Lakeshore Global Corporation	\$15.9
2103380	WWP HVAC Improvement	Commercial Contracting Corporation	\$15.0
2004674	North Service Center BPS Improvement	CDM Smith Michigan Inc	\$14.8
1902908	B/Creek CSO Effluent Conduit	Jay Dee Contractors Inc.	\$13.2
Subtotal Top Ten			\$362.9

Awards by Vendor – Procurement understands that strategic vendors are integral to the success of GLWA.

Table 4 – FY 2023 Top Ten Vendor Total Awards. These top ten vendors represent \$411.6 million or 69% of the total awarded contracts/purchase orders for FY 2023. A complete list of combined awards for all vendors issued in FY 2023 can be found in Appendix B.

Table 4 – FY 2023 Top Ten Vendor Total Awards

Vendor	Requisition Count	Purchase Order Count	Contract Count	Awarded (Millions)
Weiss Construction Co LLC	49	47	47	\$91.5
Clark Construction Company	5	5	5	\$69.8
Jay Dee Contractors Inc.	16	16	16	\$59.6
Oscar Renda Contracting Inc	4	3	3	\$50.5
Emerson Process Management	6	5	5	\$35.3
CDM Smith Michigan Inc	14	14	14	\$27.8
FH Paschen	2	2	2	\$25.5
Commercial Contracting Corporation	37	37	37	\$17.9
PCI LLC	11	11	10	\$17.8
Lakeshore Global Corporation	16	15	15	\$15.9
Subtotal Top Ten	160	155	154	\$411.6

Fiscal Year Spend Analysis

The following tables and charts highlight GLWA Accounts Payable activity and **paid invoice totals for FY 2023**.

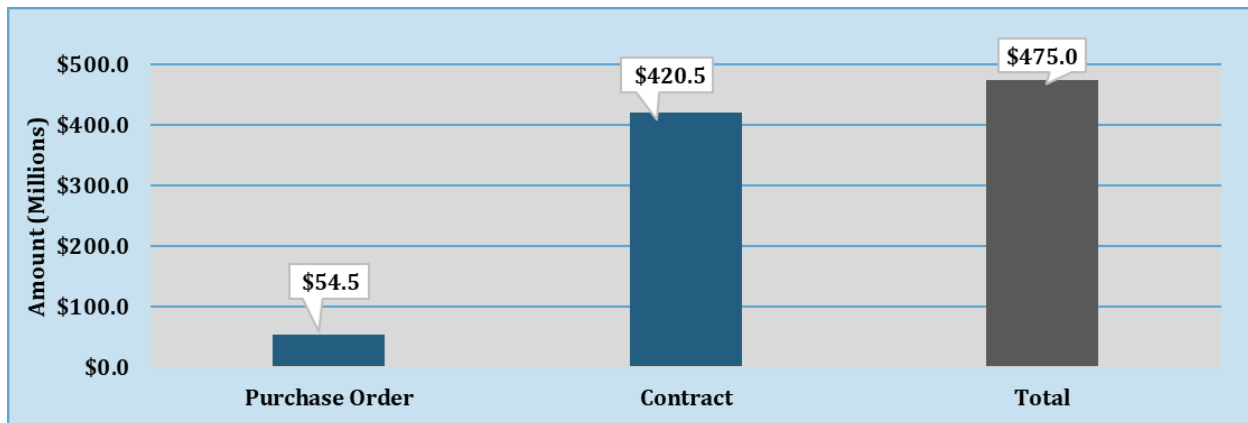
Table 5 – GLWA’s Total Spend by Invoice for FY 2023. Total spend by invoice is divided by purchase type. Contracts and purchase orders are awarded by Procurement prior to any invoicing by the vendor. In FY 2023, invoices directly related to a purchase order totaled \$475 million (\$420.5 million contract total plus \$54.5 million purchase order total in Table 5) representing 84% of total spend. Invoices paid without a purchase order are typically for utilities, telecom, employee benefits, state, federal and local governments, and agencies. Invoices without a purchase order totaled \$91.2 million and represent less than 16% of total annual spend.

Table 5 – GLWA’s Total Spend by Invoice for FY 2023

Invoice Type	Invoice Count	Purchase Order Count	Contract Count	Amount Paid (Millions)	Percentage of Total
Contract	8298	596	473	\$420.5	74%
No Purchase Order	7666			\$91.2	16%
Purchase Order	9049	4154		\$54.5	10%
Grand Total	25013	4750	473	\$566.3	100%

Chart 2 – Total Spend Directly Related to a Purchase Order Award (with or without a Contract). This chart emphasizes Procurement’s focus on identifying opportunities to capture as much spend as possible under the safeguards of a formal contract. The majority, 89% of all Purchase Orders and 74% of all GLWA spend, is directly related to a Contract.

Chart 2 – Total Spend Directly Related to a Purchase Order Award



Expense Type and Project – Combined invoice totals by Expense Type and Project.

Chart 3 – Total Spend by Expense Type. This chart organizes the spend between Operations and Maintenance (O&M), Capital Improvement Plan (CIP), and Capital Outlay.

Chart 3 – Total Spend by Expense Type

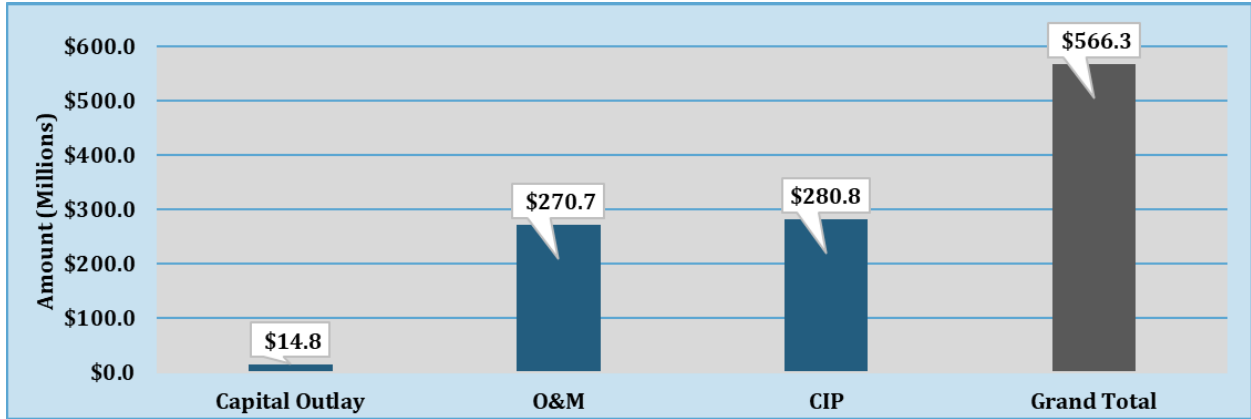


Table 6 – Top 10 Projects Invoices by Expense Type FY 2023. This table identifies the top project invoices during the fiscal year. These combined top ten projects represent 68% of the total spend for FY 2023.

Table 6 – Top 10 CIP Projects Invoiced FY 2023

Project	Project Description	Vendor	Amount (Millions)
122013	14 Mile Transmission Main Loop	Ric Man/Clark Joint Venture	\$38.0
		Major Contracting Group	\$1.8
		Brown and Caldwell LLC	\$1.5
		Kennedy Industries Inc	\$0.7
		Serra Works of Farmington Hills LLC	\$0.0
		Novi Community School District	\$0.0
		14 Mile Transmission Main Loop Total	\$42.1
122013 Total			\$42.1
122004	96" Main Relocation, Isolation Valve Ins	Kiewit Infrastructure Co	\$21.7
		Jacobs Consultants, Inc.	\$4.5
		Northwest Pipe Company	\$1.9
		RA Consultants, LLC	\$0.1
		AT&T CWO	\$0.1
		96" Main Relocation, Isolation Valve Ins Total	\$28.3
122004 Total			\$28.3
132010	Division Valves at West Service Center	Kokosing Industrial Inc.	\$17.9
		Division Valves at West Service Center Total	\$17.9
132010 Total			\$17.9
115001	Yard Piping, Valves and Venturi Meters	Lakeshore Global Corporation	\$15.2
		AECOM Great Lakes, Inc	\$0.3
		Yard Piping, Valves and Venturi Meters Total	\$15.6
115001 Total			\$15.6
116002	PA,SW and NE Raw Water Supply Tunnel Imp	Ballard Marine Construction LLC	\$14.2
		PA,SW and NE Raw Water Supply Tunnel Imp Total	\$14.2
116002 Total			\$14.2
170503	Transmission System Valve Replacement Pa	Ric-Man Construction Inc	\$9.9
		Transmission System Valve Replacement Pa Total	\$9.9
170503 Total			\$9.9
260207	Rehabilitation of Woodward Sewer System	Lanzo Construction Co., Florida	\$6.9
		Brown and Caldwell LLC	\$0.6
		PMA Consultants LLC	\$0.3
		Metropolitan United Methodist Churc	\$0.0
		Roman A. Avant	\$0.0
		Avanath North End Holdings, LLC	\$0.0
		CD Lewis Estates Inc	\$0.0
		Rehabilitation of Woodward Sewer System Total	\$7.8
260207 Total			\$7.8
222002	CON-183: DB 223 Inland Waters:	Jay Dee Contractors Inc.	\$7.5
		Urban Renewal Initiative Foundation	\$0.0
	CON-183: DB 223 Inland Waters: Total		\$7.5
222002 Total			\$7.5
232001	Fairview Sewage Pumping Station Imprvmts	Weiss Construction Co LLC	\$5.9
		Brown and Caldwell LLC	\$1.1
		Fairview Sewage Pumping Station Imprvmts Total	\$7.0
232001 Total			\$7.0
260204	Eng. Svcs for rehab of convey sewer system	Oscar Renda Contracting Inc	\$5.4
		Brown and Caldwell LLC	\$0.9
		Eng. Svcs for rehab of convey sewer system Total	\$6.3
260204 Total			\$6.3
Combined Top Ten Total			\$156.5

Top Ten Contracts – Key Contracts comprising a majority of actual spend for FY 2023.

Table 7 – Top Ten Contracts in actual spend for FY 2023 provides a list of the largest contracts that captured FY 2023 spend. These ten contracts account for \$164.0 million or 29% of FY 2023 total spend. A complete listing of contracts with over a million dollars in spend for FY 2023 can be found in Appendix C.

Table 7 – Top 10 Contracts in actual spend for FY 2023

Contract	Contract Title	Vendor	Amount (Millions)
2004456	14 Mile Trans Main Loop	Ric Man/Clark Joint Venture	\$41.3
2004825	(CMAR) for 96-Inch Water Trans Main	Kiewit Infrastructure Co	\$22.9
1803312	Division Valves at West Service Center Resv.	Kokosing Industrial Inc.	\$17.9
2000610	Yard Piping, Valves & Venturi Meter Meters	Lakeshore Global Corporation	\$16.9
GLWA-PC-792	Bio-Solids Dryer Facility	New England Fertilizer Company	\$15.7
GLWA-DB-150	Repair of Raw Water Tunnels	Ballard Marine Construction LLC	\$14.5
1802745	Water Trans Main, Valve & other repairs	Ric-Man Construction Inc	\$11.3
2102834	Facilities Maintenance Svcs. Staff Augment	Lakeshore Global Corporation	\$8.0
GLWA-DB-226	Repair & Rehab (DRI) Alter Rd. to (WRRF)	Jay Dee Contractors Inc.	\$7.7
2004082	Rehab of Woodward Sewer System	Lanzo Construction Co.	\$7.7
Subtotal Top Ten			\$164.0

Top Ten Vendors – The top vendors that dominated GLWA’s FY 2023 actual spend.

Table 8 – Top Ten Vendors by Total Spend highlights the vendors who received a majority of spend for FY 2023. These top ten vendors comprise \$257.1 million or 45% of total invoices paid. A complete list of vendor invoices in FY 2023 can be found in Appendix D.

Table 8 – Top Ten Vendors Total Spend

Vendor	Invoice Count	Purchase Order Count	Contract Count	Amount (Millions)
Lakeshore Global Corporation	157	12	12	\$49.6
DTE Energy *	4488	0	0	\$47.0
Ric Man/Clark Joint Venture	22	1	1	\$38.0
Kokosing Industrial Inc.	46	4	4	\$23.3
Kiewit Infrastructure Co	17	1	1	\$21.7
Commercial Contracting Corporation	65	10	10	\$16.5
Weiss Construction Co LLC	97	11	9	\$16.0
New England Fertilizer Company	13	1	1	\$15.5
Ballard Marine Construction LLC	28	2	2	\$14.8
Pullman SST, Inc.	51	4	4	\$14.8
Subtotal Top Ten	4984	46	44	\$257.1

*DTE (utility spend)

Detailed Appendices

Appendix A – FY 2023 Combined Contracts Awarded by Procurement.

This report identifies all contracts awarded by Procurement during the fiscal year. It includes the Contract Number, the Vendor, and the total amount of the Contract. It is generated using data downloaded from the BS&A accounts payable and procurement modules and includes award activity data generated as part of these processes. Items outside the scope of this report include such things as GLWA employee payroll, debt, and pension obligation payments. Invoice activity is based on the date range July 1, 2022, through June 30, 2023.

Appendix B – FY 2023 Combined Vendors Awarded by Procurement.

This report identifies all vendors awarded during the fiscal year. It includes the Contract Number, the Vendor, and the total amount of the Contract. It is generated using data downloaded from the BS&A accounts payable and procurement modules and includes award activity data generated as part of these processes. Items outside the scope of this report include such things as GLWA employee payroll, debt, and pension obligation payments. Invoiced activity is based on the date range July 1, 2022, through June 30, 2023.

Appendix C – FY 2023 Combined Contracts Invoiced.

This report identifies all contracts invoiced during the fiscal year. It includes the Contract Number, the Vendor, and the total amount of the Contract. It is generated using data downloaded from the BS&A accounts payable and procurement modules and includes award activity data generated as part of these processes. Items outside the scope of this report include such things as GLWA employee payroll, debt, and pension obligation payments. Invoiced activity is based on the date range July 1, 2022, through June 30, 2023.

Appendix D – FY 2023 Combined Vendors paid by Invoice.

This report identifies all vendors invoiced during the fiscal year. It includes the Contract Number, the Vendor, and the total amount of the Contract. It is generated using data downloaded from the BS&A accounts payable and procurement modules and includes award activity data generated as part of these processes. Items outside the scope of this report include such things as GLWA employee payroll, debt, and pension obligation payments. Invoiced activity is based on the date range July 1, 2022, through June 30, 2023.

Appendix A- FY 2023 Combined Contracts Awarded by Procurement

Contract	Contract Title	Vendor	Amount (Awarded)
2103350	Pump St. No. 1 IMPROV	Weiss Construction Co LLC	\$91,453,079
2201068a	SWTP Medium Voltage Electrical System Replace	Clark Construction Company	\$64,457,860
2103688	Rehab of Connors Creek Sewer System	Oscar Renda Contracting Inc	\$50,508,706
2102859	Conveyance System Infrastructure IMPROV	Jay Dee Contractors Inc.	\$36,863,000
2101167	Cyber Security, Ovation, Instrum., & Controls Upgrade/Update	Emerson Process Management	\$35,285,413
2201255	SWTP 1958 Flocculator Replace	FH Paschen	\$25,468,603
2201142	Conveyance System Infrastructure IMPROV	Lakeshore Global Corporation	\$15,943,540
2103380	WWP HVAC IMPROV	Commercial Contracting Corporation	\$14,953,000
2004674	North Service Center BPS IMPROV	CDM Smith Michigan Inc	\$14,831,090
1902908	B/Creek CSO Effluent Conduit Access & Sediment. Mitigation	Jay Dee Contractors Inc.	\$13,158,292
2100239	WRR Facilities Structural Evaluation & Repairs	Kokosing Industrial Inc.	\$12,639,000
2202942	Pump St. Lift Pumps Rehab Other	PMA Consultants LLC	\$11,000,000
2100236	Reservoir Inspect., Design, CONST Admin, Resident Rep. Svcs.	Brown and Caldwell LLC	\$10,778,785
2202956	Professional & Technical Svcs. for Sewer Meter Support	PCI LLC	\$10,760,600
RFB-1123	Sodium Hypochlorite PO T's & C's	PVS Nolwood Chemical Inc	\$9,844,437
2202757	Rehab Joy Rd & Brush/Bates Sewers(KS)	Jay Dee Contractors Inc.	\$9,625,744
2101475	CSO Facility IMPROV	CDM Smith Michigan Inc	\$8,621,187
2004538	Instr./Control Syst. Replace St. Aubin, 7 Mile, Leib CSO	Burns & McDonnell Michigan Inc.	\$7,375,000
2102983	SCADA System Professional Svcs.	PCI LLC	\$6,894,870
2100340	Elevator maintenance, Repair, & Service	KONE Inc	\$6,440,000
2201041	Engineering Design Svcs. Agreement	FK Engineering Associates	\$5,988,888
2201762	Pumps Station 1 (PS 1) Rack & Grit HVAC Upgrade	Clark Construction Company	\$5,294,101
2200061	Design Svcs. of CSO Facilities IMPROV	Hazen and Sawyer	\$5,176,821
2101680	Replace instrumentation: LHWTP	Brown and Caldwell Constructors	\$5,125,915
sw-548	SW_WTP Sludge Treatment & Waste]	Colasanti Construction Services	\$5,100,000
2300247	WRAP Service Delivery Partner-Wayne Metro	Wayne Metro	\$4,647,493
2202790	(WRRF) IMPROV Sludge Feed Pumps DeWatering Facilities	CDM Smith Michigan Inc	\$4,346,982
2200368	WRRF PS No. 1 Discharge Gate Valves	J&S Valve, Inc	\$3,377,123
2201870	Replace Schoolcraft Water Main	Mark Anthony Contracting, Inc	\$3,265,896
2204949	Municipal Advisor Svcs.	PFM Financial Advisors LLC	\$3,150,000
2101878-1	2101878-1 CIP 260901Hazmat Bldg. Rehab (LK)	LaSalle Construction Services	\$2,932,000
2203412	Consult Svcs. for Workday Project	Slalom, LLC	\$2,781,472
2201101	Wastewater Engineering CCD-01	Commercial Contracting Corporation	\$2,486,000
2204376a	Replace & Rehab. of Water Mains along East Jefferson Ave.	Detroit Water and Sewerage	\$2,221,959
2203045	MiDeal (MMCP)	Dell Marketing LP	\$2,213,729
2101255	Belle Isle Seawall Rehab	Dean Marine & Excavating Inc.	\$2,158,245
2202164	SCREENINGS & GRIT TRANS. & DISPOSAL WRRF & CSO's	Waste Management of Michigan Inc	\$1,998,900
2101610	Magnetic Flow Meter Replace for Circular Primary Clarifiers	Rotor Electric Co	\$1,795,200
2201558	Gasoline & Diesel Fuel deliveries	Crystal Flash, Inc.	\$1,440,000
2103347-1	2023 TOES Eng. Svcs.	Arcadis of Michigan LLC	\$1,308,620
2103347-7	2023 TOES Eng. Svcs.	Hubbell, Roth & Clark, Inc.	\$1,111,111
2103347-4	2023 TOES Eng. Svcs.	Hazen and Sawyer	\$1,111,111
2103347-2	2023 TOES Eng. Svcs.	Brown and Caldwell LLC	\$1,111,111
2103347-9	2023 TOES Eng. Svcs.	Wade Trim Associates Inc	\$1,111,111
2103347-3	2023 TOES Engineering Services	Burns & McDonnell Michigan Inc.	\$1,111,111
2103347-6	2023 TOES Engineering Services	HNTB Michigan, Inc.	\$1,111,111
2103347-8	2023 TOES Engineering Services	Stantec Consulting Services Inc.	\$1,111,111
2300248	WRAP Service Delivery Partner-UWSEM	United Way for Southerastern MI	\$1,081,481
2204928	Gull Abatement for the WRRF Properties	ScAir Force Falconry & Bird Abateme	\$989,370
2103347-5	2023 TOES Engineering Services	HDR Michigan, Inc.	\$913,602
2101000	LH_WTP project for stockpiling a hauling sludge from site lagoo	M.L. Chartier, Inc.	\$823,000
2300249	(WRAP) Administrator - County of Macomb	County of Macomb	\$817,626
2104125	External Auditor Svcs.	Baker Tilly US LLP	\$800,000
2001493	Roofing Maintenance, Repair, & Emergency Response Svcs.	Schreiber Corporation	\$700,000
2204228	(WRAP) Administrator UWSEM	United Way for Southerastern MI	\$700,000
2301883	Secondary Clarifiers Brush Assembly Rehab	Ford W Hall Company Inc	\$597,696
2103733	Virtual Tour, Laser, & Unmanned Aerial Vehicle Scanning Svcs.	Wade Trim Associates Inc	\$525,090
2201077	Fence & Fence Repair, Gates, & Parking Control Devices	Nationwide Construction Group	\$474,492
2203506	Legal Services	Beam, Longest & Neff, LLC	\$450,000
2301545	Conner Creek Pump St. StormWater Motor #3 Repair	Heco Industrial Service Group, Inc.	\$447,551
2201811	Rental of Uniforms, Floor Mats, Mops, Towels, & Related Svcs.	Cintas	\$439,533
2104105	CCH Tagetik Support Agreement	CCH Tagetik	\$409,860
2301237	Rectangular Clarifiers, Cross Sludge Collector, & Scum Collector	Commercial Contracting Corporation	\$400,000
2101867	Gearbox Maintenance & Repair Svcs.	American Gear & Engineering, Inc	\$400,000
2202648	Maintenance & Repair Intrusion Alarm (Hardware & Software)	D/A Central Inc	\$397,575
2202429	Organizational Support for Workday Implementation	Plante & Moran PLLC	\$393,700
2203848	EPA Study PPCPs & PFASs	Brown and Caldwell LLC	\$388,025
2203891	Bonfire Support & API Integration Work - Renewal	Bonfire Interactive Ltd	\$373,000
2204670	Water Test Supplies & Reagents	Idexx Laboratories	\$368,960
2301505	IT Asset Disposal Svcs.	Re-Source Partners	\$300,000

Appendix A- FY 2023 Combined Contracts Awarded by Procurement

Contract	Contract Title	Vendor	Amount (Awarded)
2202737	Modeling Impacts of Loss of Power System Resilience	Regents of the University of Mich.	\$291,203
2300808	ISA Training	International Society of Automation	\$280,218
2203703-1	Assistance Optimizing GLWA collaboration U of M	Regents of the University of Mich.	\$280,002
1803126	Chemicals & Laboratory Supplies	Hach Company	\$271,406
2204432	Time Clock	Accu-Time Systems, Inc.	\$266,272
2200417	Trimble Unity 3-year Subscription	Trimble Inc	\$261,700
2300094	Terrazzo Flooring Repairs	Boston tile and Terrazzo Company	\$259,135
2204513	Video Mgmt. System Emergency & Replace Svcs.	D/A Central Inc	\$250,000
2204326	96" Main Relocation, Isolation Valve Ins	RA Consultants, LLC	\$245,361
2203399	Gauge-Adjusted Radar Rainfall (GARR)	Vieux & Associates Inc.	\$240,520
2300336	CHEMICAL CONTAINMENT SPILL DETECTION PROJECT	W.S.I. Industrial Services, Inc.	\$237,000
1904562	Fuel Maintenance	Phoenix Environmental Inc	\$233,280
2201951	Day tanks, sensors, & other-above-ground diesel fuel storage	Phoenix Environmental Inc	\$226,084
2200545	Renovate 3rd floor of WRRF New Administration Bldg. (NAB)	Albert Kahn Associates Inc.	\$215,250
2301135-1	Basin, Influent, Effluent Roller Gates	Hesco Group LLC	\$207,000
2203215	NavVis VLX On-site Training NavVis IVION	NavVis US, Incorporated	\$202,275
2204633	Memberships	Info-Tech Research Group Inc	\$181,074
2203141	Professional Svcs. Contract (Technical Svcs. Agreement)	Innomotics LLC	\$177,108
2203991	Scrubber Tank Repairs Chlorination/De-Chlorination Areas	Powell Fabrication & Manufacturing	\$172,240
2202518a	Laboratory & Various Chemical Supplies	VWR International	\$167,590
2203543	Emergency - Install Spare EIMCO Unit & Rehab of Damaged Unit	Titus Welding Company Inc	\$164,929
2204172	Ontic - Protective Intelligence	Ontic Technologies, Incorporated	\$159,000
2300624	Personal Svcs.	Michael Gould	\$152,000
2300639	Remove Center Drive Assembly 2nd Clarifier B-23, Install Spare	Titus Welding Company Inc	\$152,000
2202738	Pilot Test Evaluate Anaerobic Digestion for Wastewater Solids	Brown and Caldwell LLC	\$150,000
2203915	Real Estate Matters	Rosati, Schultz, Joppich &	\$150,000
2204680	Sewer Operations Primary Sedimentation	Rotor Electric Co	\$150,000
2300508	Water Administration and General Expense	Brown and Caldwell LLC	\$133,820
2204068	24 Passenger shuttle bus service	Lavdas Limousines	\$130,000
2200365	Emergency Conveyors, Gearboxes, Pumps, & Other	RMF Nooter Inc	\$125,000
2203353	GLWA Water Charges Methodology Consult Svcs.	Raftelis	\$120,000
2301625	Operations, Maintenance, & Engineering Assistance for the GLW	Daniel A Hensley Alford	\$100,000
2204897	Consult Svcs.	B&R Consultants	\$96,000
2301198	UPS Replace	Superior Electric Great Lakes Co	\$90,959
2203414	Sourcewell United Rentals. Contract	United Rentals North America Inc	\$80,000
2300745	Seagull Abatement Svcs.	ScAir Force Falconry & Bird Abateme	\$80,000
2204590	Power Meter Install Svcs. at LH_WTP WTP	DES Electric LLC	\$76,836
2204867	Install of GLWA owned sink & faucet at LH_WTP Pilot Lab Area	Macomb Mechanical Inc	\$69,637
2202701	Planning strategies for evaluating risk	ESPRI	\$68,260
1803448	Parts & Repair Svcs. for Various Motors	Birclar Electric & Electronics LLC	\$64,325
2204165	Rack & Grit Explosion Proof Disconnects	Rotor Electric Co	\$63,344
2302484	Overhead Crane & Hoist Operator & Mobile Crane Operator Tra	Crane Tech LLC	\$59,375
2202339	Modifications to Screen & Grit Conveyor #1	DE-CAL Inc	\$55,746
2204527	Pump Asset Mgmt. & Optimization	Specific Energy, Inc.	\$52,430
2300265	Consult Svcs. for GLWA Conner Creek Pump St.	Behnke Pump Technologies, LLC	\$50,000
2204261	Sodium Hypochlorite & Sodium Bisulfate Project	CDM Smith Michigan Inc	\$49,970
2202321	Chlorination Facility Vault Waterproofing	Havener Tech	\$49,950
2302402	DOE Hydroth. Liquefaction Convert Organic Wet Wastes Trans F	Public Sector Consultants	\$49,760
2300781	LH_WTP Intake & Detroit River Observing System	LimnoTech	\$48,746
2300240	Relocating the sludge level sensors at each sedimentation basin	PCI LLC	\$48,705
2300534	HDS Pilot Proposal	Hifi Engineering Inc.	\$45,119
2200325	(AI) Guided Water Treatment Plant Operations & Maintenance	Brown and Caldwell LLC	\$45,000
2204544	PMS Services at WRRF	Heco Industrial Service Group, Inc.	\$45,000
2201523	ASTERRA leak detection	Asterra	\$45,000
2201341	Abatement Mold, Asbestos, Materials, & 3rd Party Test	Global Green Service Group	\$45,000
2200364	(AI) Water Advisory Professional Services	Arcadis of Michigan LLC	\$45,000
1904860	Bacteriological Water Test Supplies & Reagents	Idexx Laboratories	\$44,938
2301759	Manholes Leak Stopping Polymer Injection Grouting LEIB CSO	Havener Tech	\$43,595
2301097	Concrete Floor Repair at Chlorination & De Chlorination	Carlette Construction & Consulting	\$42,531
2201070	SREEN HOUSE PROJECT SERVICE RENDERED	Advance Instrumentation Systems	\$42,000
2300872	Consult Svcs. to support FEMA Insurance Claims	FK Engineering Associates	\$41,560
2201630	Belle Isle Intake Hypochlorite Feed System Auto.	PCI LLC	\$41,170
2203945	Trace Test of Mercury, Copper, TOC & P	Trace Analytical Laboratories Inc	\$40,342
2201286	LC-MS/MS Cyanotoxin analyses	Wayne State University	\$40,000
2201513	Dem & equipment parts & repairs Fleet Team.	Weingartz Supply Co., Inc.	\$40,000
2300845	CONST Agreement	Lutz Construction LLC	\$39,575
2300908	AISC ESTIMATE: 1156 Water WORKS CHEMIC	Advance Instrumentation Systems	\$39,500
2202291	Comprehensive Professional Development Classes	CLE Strategic Solutions LLC	\$36,000
2204908	CHEMICAL CONTAINMENT SPILL DETECTION PROJECT	Advance Instrumentation Systems	\$35,000
2203592	PPM & QA Performance Audit Support	Teledyne Leeman Labs	\$33,576
2301317	Modification of Grit Flight #1 with Sprocket	Titus Welding Company Inc	\$33,390

Appendix A- FY 2023 Combined Contracts Awarded by Procurement

Contract	Contract Title	Vendor	Amount (Awarded)
2200411	Water Treatment Opt. Assess & Integration AI	University of Akron	\$30,000
2203846	Mgmt. of a 501(c)(6) Mid-West Biosolids Organization.	Kevin Burke III	\$30,000
2203345	Leib CSO: Front Entrance Gate Replace.	Industrial Fence & Landscaping Inc	\$29,059
2202675	Chlorine Storage Room Calibration Project	Advance Instrumentation Systems	\$29,000
2300181	Rewiring of WRRF External Pole Lighting	DES Electric LLC	\$28,690
2301613	Painting at Complex II DeWatering Bldg.	Signature Contracting Group, LLC	\$27,500
2300246	Environmental Social Governance Program (ESG)	Plante & Moran PLLC	\$26,350
2203808	Rack & Grit Lighting Rework	Rotor Electric Co	\$25,985
2202200	Infrared Component & Socket Aeration Tank 14, 15, 16, 17 & 18	Electrical Industries	\$25,500
2300257	As-Needed On-Site ASL Interpretation Svcs.	Bromberg & Associates LLC	\$24,840
2204693	Oakwood CSO Stairwell HVAC Design	The Osborn Engineering Company	\$24,162
2203102	Prefect Cloud Platform Purchase	Prefect Technologies, Incorporated	\$23,990
2203975	Rack & Grit Lighting Rework	Rotor Electric Co	\$21,677
2300241	2300241-WWP UPS Test & Training	PCI LLC	\$19,880
2301072	Repair of Rectangular Tank #1 Cross Collector	Commercial Contracting Corporation	\$19,000
2203335	Microsoft Intune - Quote No. 081522-2	SkyNorth Software	\$18,900
2300869	Engineering Support GLWA 2021 Flood Damage Claim	NTH Consultants Ltd	\$18,201
2203032	Build & Dismantle Temporary Platform	Electrical Industries	\$18,000
2301266	Polyurethan Injection Grouting Leak Stopping Hubbell CSO	Havener Tech	\$17,000
2202674	Water Works Chlorine Flow Meter Feeder Room Calibration	Advance Instrumentation Systems	\$17,000
2203947	Replace of Heating & Cooling Coils	Core Mechanical, Inc.	\$16,537
2300914	Detailed Site Survey at CSO Facilities	Metrix Instrument Company LP	\$15,634
2204888	Belle Isle Ice Boom Repair	Dean Marine & Excavating Inc.	\$15,510
2204890	WRAP Relief Utility Billing Import	BS&A Software	\$15,000
2300354	Stone Topping over Existing Stone Rd.	Davenport Brothers Construction Co.	\$13,800
2300762	Lockout-Tagout Procedure Writing for the Hypo & RRO Bldg.s	SEAM Group LLC	\$13,750
2897583	Req#170300	VWR International	\$13,400
2200643	Sodium Hypochlorite Tank Repairs at Conner Creek CSO Facility	Havener Tech	\$12,000
2102829	Alum VFD 20.01 Service Call & Training	Intelligent Systems Group LLC	\$11,928
2202412	PM Service of Balances, Autoclaves, & Microscopes	Tobys Instrument Shop Inc	\$9,411
1703524	Thyssenkrupp Elevators PPM	TK Elevator Corporation	\$8,119
2200950	Water Treatment Svcs. for LH_WTP WTP	Nalco Water	\$4,650
2301288	Stone Topping at St. Aubin CSO	Davenport Brothers Construction Co.	\$3,950
2301610	PM TRAININGIN-TANK EVAL. & 3D TANK SCAN	Brentwood Industries Inc	\$3,700
2302089	Mat Delivery Service	Action Mat & Towel Rental	\$2,750
1804127	Thyssenkrupp Elevators PPM	Hach Company	\$1,599
Grand Total			\$553,685,166

Appendix B – FY 2023 Combined Vendors Awarded by Procurement.

Vendor	Requisition Count	Purchase Order Count	Contract Count	Awarded (Millions)
Weiss Construction Co LLC	49	47	47	\$ 91,453,079
Clark Construction Company	5	5	5	\$ 69,751,961
Jay Dee Contractors Inc.	16	16	16	\$ 59,647,036
Oscar Renda Contracting Inc	4	3	3	\$ 50,508,706
Emerson Process Management	6	5	5	\$ 35,285,413
CDM Smith Michigan Inc	14	14	14	\$ 27,849,229
FH Paschen	2	2	2	\$ 25,468,603
Commercial Contracting Corporation	37	37	37	\$ 17,858,000
PCI LLC	11	11	10	\$ 17,789,186
Lakeshore Global Corporation	16	15	15	\$ 15,943,540
Kokosing Industrial Inc.	9	9	9	\$ 12,639,000
Brown and Caldwell LLC	11	10	10	\$ 12,606,741
PVS Nolwood Chemical Inc	10	10	2	\$ 11,303,089
PMA Consultants LLC	11	10	9	\$ 11,000,000
Burns & McDonnell Michigan Inc.	2	2	2	\$ 8,486,111
KONE Inc	10	10	10	\$ 6,440,000
Hazen and Sawyer	10	10	10	\$ 6,287,932
FK Engineering Associates	7	7	7	\$ 6,030,448
Brown and Caldwell Constructors	2	2	2	\$ 5,125,915
Colasanti Construction Services	2	2	2	\$ 5,100,000
Kemira Water Solutions	2	2	0	\$ 5,098,500
Wayne Metro	1	1	1	\$ 4,647,493
Detroit Water and Sewerage	4	4	1	\$ 4,281,959
PFM Financial Advisors LLC	3	3	2	\$ 3,505,800
J&S Valve, Inc	1	1	1	\$ 3,377,123
Mark Anthony Contracting, Inc	7	7	7	\$ 3,265,896
LaSalle Construction Services	1	1	1	\$ 2,932,000
Slalom, LLC	1	1	1	\$ 2,781,472
Dell Marketing LP	2	2	1	\$ 2,219,729
Dean Marine & Excavating Inc.	2	2	2	\$ 2,173,755
Wade Trim Associates Inc	29	29	28	\$ 2,111,111
Rotor Electric Co	14	14	11	\$ 2,101,104
Waste Management of Michigan Inc	26	25	3	\$ 2,022,515
United Way for Southerastern MI	2	2	2	\$ 1,781,481
Dell Computer Corporation	7	7	1	\$ 1,749,137
CDW Computer Centers Inc	64	64	0	\$ 1,672,238
Carmeuse Lime & Stone	2	2	0	\$ 1,536,120
Grainger	1101	1091	0	\$ 1,522,013
Carus LLC	4	4	0	\$ 1,491,246
Crystal Flash, Inc.	2	2	2	\$ 1,440,000
Arcadis of Michigan LLC	18	18	18	\$ 1,353,620
HNTB Michigan, Inc.	1	1	1	\$ 1,111,111
Hubbell, Roth & Clark, Inc.	8	8	8	\$ 1,111,111
Stantec Consulting Services Inc.	1	1	1	\$ 1,111,111
ScAir Force Falconry & Bird Abateme	2	2	2	\$ 1,069,370
HDR Michigan, Inc.	4	4	4	\$ 913,602
M.L. Chartier, Inc.	2	2	2	\$ 823,000
County of Macomb	2	2	2	\$ 817,626
Baker Tilly US LLP	2	2	1	\$ 803,000
Schreiber Corporation	3	3	3	\$ 700,000
D/A Central Inc	3	3	3	\$ 647,575
Data Consulting Group Inc	4	4	0	\$ 614,624
W C Ducomb Company	33	33	0	\$ 611,824
Ford W Hall Company Inc	2	2	1	\$ 601,552
Regents of the University of Mich.	4	4	3	\$ 571,525
OpTech	7	7	0	\$ 568,862
Cintas	49	45	2	\$ 557,925
MetalFab Inc	36	35	0	\$ 549,977
Water Research Foundation	2	2	0	\$ 544,466
JCI Jones Chemicals Inc	23	22	9	\$ 540,659
JGM Valve Corporation	34	33	0	\$ 508,377
Phoenix Environmental Inc	8	8	3	\$ 504,569
Heco Industrial Service Group, Inc.	4	3	2	\$ 494,851
Nationwide Construction Group	1	1	1	\$ 474,492
Mersino Dewatering Inc	1	1	0	\$ 460,000
Beam, Longest & Neff, LLC	1	1	1	\$ 450,000
American Gear & Engineering, Inc	7	7	1	\$ 440,950
W.S.I. Industrial Services, Inc.	9	9	3	\$ 438,750
Plante & Moran PLLC	5	4	4	\$ 420,050
Polydyne Inc	6	6	0	\$ 419,223

Appendix B – FY 2023 Combined Vendors Awarded by Procurement.

Vendor	Requisition Count	Purchase Order Count	Contract Count	Awarded (Millions)
Idexx Laboratories	21	21	21	\$ 413,898
Systems Specialties	20	20	0	\$ 412,846
CCH Tagetik	2	2	2	\$ 409,860
Dickinson Wright PLLC	2	2	1	\$ 402,000
Titus Welding Company Inc	6	5	4	\$ 400,219
Truck & Trailer Specialties Inc.	1	1	0	\$ 400,000
Bonfire Interactive Ltd	2	2	1	\$ 388,000
Detroit Pump & Mfg Co	33	32	1	\$ 345,011
Yates Industries Inc	8	8	0	\$ 341,101
Sterling Infosystems, Inc.	2	2	0	\$ 335,000
Trimble Inc	7	7	1	\$ 326,289
Penco, Inc.	6	6	0	\$ 323,960
Hach Company	71	69	63	\$ 301,490
Re-Source Partners	1	1	1	\$ 300,000
RS Technical Services Inc	63	63	0	\$ 299,462
Mcnaughton Mckay Electric Company	127	123	0	\$ 298,099
Robert Half Finance & Accounting	15	14	0	\$ 293,630
Motor City Pipe & Supply Co	274	271	0	\$ 289,453
Kennedy Industries Inc	30	29	2	\$ 289,319
International Society of Automation	1	1	1	\$ 280,218
Oscar W Larson Company	3	2	0	\$ 268,700
Accu-Time Systems, Inc.	1	1	1	\$ 266,272
Alfa Laval Inc	13	13	0	\$ 263,595
Moody's Investors Service Inc	1	1	0	\$ 262,000
Imperial Dade Paper & Bag	1	1	0	\$ 260,000
Boston tile and Terrazzo Company	2	2	2	\$ 259,135
Veolia Water Technologies Canada	1	1	0	\$ 254,565
Fitch Ratings Inc	2	2	0	\$ 254,000
RA Consultants, LLC	2	2	2	\$ 245,361
Vieux & Associates Inc.	1	1	1	\$ 240,520
Clayton Industries	13	10	1	\$ 238,409
Madison Electric Company	59	58	0	\$ 236,339
American Water Works Association	1	1	0	\$ 236,249
Premier Safety	55	55	0	\$ 226,530
The Macomb Group Inc	78	78	0	\$ 225,082
Albert Kahn Associates Inc.	2	2	2	\$ 215,250
Innomotics LLC	4	4	1	\$ 211,616
People Driven Technology	1	1	0	\$ 211,440
Henry Ford College	2	2	0	\$ 210,167
Waterworks Systems & Equipment Inc	7	7	0	\$ 207,102
Hesco Group LLC	1	1	1	\$ 207,000
Lubrication Engineers Inc.	22	22	0	\$ 204,582
VWR International	28	28	15	\$ 203,047
NavVis US, Incorporated	3	2	2	\$ 202,275
The Foster Group LLC	3	3	2	\$ 200,000
i3-ImageSoft	2	2	1	\$ 197,241
GALCO Industrial Electronics	37	37	0	\$ 194,606
Eastern Oil Company	26	24	0	\$ 194,209
Lavdas Limousines	2	2	1	\$ 187,600
Info-Tech Research Group Inc	1	1	1	\$ 181,074
MSC Industrial Supply Company	189	189	0	\$ 180,828
DLT Solutions LLC	5	5	0	\$ 180,752
Powell Fabrication & Manufacturing	5	5	3	\$ 172,984
Fluid Process Equipment	3	3	0	\$ 162,639
Advance Instrumentation Systems	6	6	6	\$ 162,500
Amazon Web Services Inc	2	2	0	\$ 161,935
MacAllister Machinery Co Inc	8	8	0	\$ 160,975
Zoll Medical Corporation	1	1	0	\$ 159,153
Ontic Technologies, Incorporated	1	1	1	\$ 159,000
Experis US Inc	5	5	0	\$ 152,285
Michael Gould	1	1	1	\$ 152,000
Rosati, Schultz, Joppich &	1	1	1	\$ 150,000
RMF Nooter Inc	6	5	1	\$ 145,020
S&P Global Ratings	1	1	0	\$ 144,000
United Rentals North America Inc	5	5	2	\$ 143,257
Actuator Specialties	11	11	0	\$ 142,773
Capp USA	22	22	0	\$ 141,845
Havener Tech	5	5	4	\$ 135,295
Aston Carter Inc.	5	5	0	\$ 134,096
Michigan.com	4	4	0	\$ 132,940
Evoqua Water Technologies LLC	12	12	0	\$ 131,913

Appendix B – FY 2023 Combined Vendors Awarded by Procurement.

Vendor	Requisition Count	Purchase Order Count	Contract Count	Awarded (Millions)
Aquafit Chlorination System LLC	7	7	0	\$ 128,205
GEA Mechanical Equipment US Inc	1	1	0	\$ 122,744
Raftelis	1	1	1	\$ 120,000
Hydra-Tech Pumps LLC	4	4	0	\$ 118,940
JWC Environmental Inc.	4	4	0	\$ 118,035
Genesee County Drain Commissioner	1	1	0	\$ 118,000
Hamlett Environmental Technologies	7	7	0	\$ 116,554
Detroit Salt Company LLC	2	2	0	\$ 108,450
Access Interactive	2	1	0	\$ 106,210
DES Electric LLC	4	4	4	\$ 105,526
Alexander Chemical Corporation	2	2	0	\$ 104,000
Dubois-Cooper Associates Inc	3	3	0	\$ 102,522
Landia, Inc.	1	1	0	\$ 102,135
Nearmap US Inc.	2	2	1	\$ 101,505
Pomp's Tire Service Inc.	1	1	0	\$ 100,000
Michigan State University	1	1	0	\$ 100,000
Daniel A Hensley Alford	1	1	1	\$ 100,000
City of Taylor	1	1	0	\$ 99,000
B&R Consultants	1	1	1	\$ 96,000
Wadsworth Solutions Northwest	5	5	0	\$ 92,604
Macomb Mechanical Inc	7	6	2	\$ 92,064
OSIsoft LLC	1	1	0	\$ 91,748
Superior Electric Great Lakes Co	4	1	1	\$ 90,959
FranklinCovey Client Sales Inc.	1	1	0	\$ 90,950
Merit Laboratories Inc	11	11	0	\$ 88,800
Federal Pipe & Supply Co Inc	98	98	0	\$ 86,149
Siemens Industry Inc	15	12	0	\$ 83,608
Fred's Key Shop	2	2	0	\$ 80,199
City of Rochester Hills	1	1	0	\$ 80,000
City of Detroit Water and Sewage De	1	1	0	\$ 80,000
City of Warren	1	1	0	\$ 80,000
Ingersoll Rand Company	8	7	0	\$ 79,934
SE Michigan Council of Governments	1	1	0	\$ 78,584
Zones Inc	2	1	0	\$ 78,578
Rosemount Analytical Inc	3	3	0	\$ 78,003
Allingham Corporation	6	6	0	\$ 73,720
Birclar Electric & Electronics LLC	2	2	1	\$ 70,865
Jack Doheny Companies Inc	14	14	0	\$ 68,389
ESPRI	1	1	1	\$ 68,260
HESCO Group Inc.	14	14	0	\$ 67,989
Laird Plastics	2	2	0	\$ 67,755
Robinson Fans Incorporated	1	1	0	\$ 67,211
US Bank	7	7	0	\$ 64,750
Cyber Defense Technologies	1	1	0	\$ 62,332
EH Wachs	2	2	0	\$ 61,465
Solarwinds	1	1	0	\$ 60,826
Energy Products Inc	6	6	0	\$ 60,060
SkyNorth Software	2	2	1	\$ 59,900
Crane Tech LLC	1	1	1	\$ 59,375
Miss Dig System Inc.	1	1	0	\$ 59,256
Gray Matter Systems LLC	2	2	0	\$ 59,000
Brentwood Industries Inc	3	3	1	\$ 58,078
DE-CAL Inc	8	8	8	\$ 55,746
Great Lakes Electric Company, Inc	5	5	0	\$ 55,422
Owl Cyber Defense Solutions	2	2	0	\$ 54,675
Matterport, Inc.	1	1	0	\$ 52,776
Specific Energy, Inc.	1	1	1	\$ 52,430
Carlson-Dimond & Wright Inc	14	12	0	\$ 51,563
Sehi Computer Products Inc	4	4	0	\$ 51,387
Schneider Electric Systems USA Inc.	3	3	0	\$ 51,032
Electrical Industries	3	3	2	\$ 50,150
EMC Corporation	3	3	0	\$ 50,009
Water Environment Federation	1	1	0	\$ 50,000
Behnke Pump Technologies, LLC	1	1	1	\$ 50,000
Public Sector Consultants	2	1	1	\$ 49,760
A/C Service & Repair Inc.	3	3	0	\$ 48,755
LimnoTech	2	2	2	\$ 48,746
Carahsoft Technology Group	1	1	0	\$ 48,543
L&W Supply	1	1	0	\$ 48,100
Christy Glass Company, Inc.	2	2	0	\$ 48,000
Motion Industries Inc	14	14	0	\$ 47,887

Appendix B – FY 2023 Combined Vendors Awarded by Procurement.

Vendor	Requisition Count	Purchase Order Count	Contract Count	Awarded (Millions)
Pumps & Systems Inc	3	3	0	\$ 45,783
Kusters Zima Corporation	2	2	0	\$ 45,680
Hifi Engineering Inc.	1	1	1	\$ 45,119
Advanced Machine & Engineering Co	1	1	0	\$ 45,095
Global Green Service Group	2	1	1	\$ 45,000
Asterra	1	1	1	\$ 45,000
Nuair Fluid Power Inc	5	5	0	\$ 44,675
SPX Flow US LLC	3	2	0	\$ 43,421
Carlette Construction & Consulting	1	1	1	\$ 42,531
Moss Telecommunications Services	1	1	0	\$ 42,265
Communications Professionals Inc	13	13	0	\$ 41,421
USA Bluebook - Main	6	6	0	\$ 41,407
Trace Analytical Laboratories Inc	1	1	1	\$ 40,342
Wayne State University	6	6	6	\$ 40,000
Weingartz Supply Co., Inc.	1	1	1	\$ 40,000
Alro Steel Corporation	3	3	0	\$ 39,846
Beasley Media Group LLC	1	1	0	\$ 39,800
Midwest Municipal Instrumentation	7	7	0	\$ 39,603
Lutz Construction LLC	4	2	2	\$ 39,575
Ideation Orange	1	1	0	\$ 39,500
Skyworks LLC	1	1	0	\$ 38,936
HI Controls LLC	5	5	0	\$ 37,941
RedVector.com LLC	1	1	0	\$ 37,220
Audacy Operations, Inc.	1	1	0	\$ 36,856
Circuit Breaker Sales Co., Inc.	1	1	0	\$ 36,300
CLE Strategic Solutions LLC	1	1	1	\$ 36,000
Motorola Solutions Inc.	1	1	0	\$ 35,947
Continental Catering & Events	2	2	0	\$ 35,000
Alpha Psychological Services PC	1	1	0	\$ 35,000
Dani's Transport	1	1	0	\$ 34,365
Fab Tech Wastewater Solutions LLC	3	3	0	\$ 34,362
Teledyne Leeman Labs	1	1	1	\$ 33,576
Durawear Glove & Safety Co. Inc.	11	11	0	\$ 33,117
Best Aire Compressors Services Inc	7	7	0	\$ 33,063
PTSolutions	1	1	0	\$ 32,767
BondLink	3	3	0	\$ 30,754
Marshall E. Campbell Company	13	13	0	\$ 30,396
University of Akron	1	1	1	\$ 30,000
Kevin Burke III	1	1	1	\$ 30,000
Industrial Fence & Landscaping Inc	1	1	1	\$ 29,059
Tri County Equipment Inc	2	2	0	\$ 28,546
Public Rubber & Supply Co Inc	26	26	0	\$ 28,190
Ayyeka Inc.	2	2	0	\$ 28,085
Better Bolting, Incorporated	2	2	0	\$ 27,842
SDSpro LLC	1	1	0	\$ 27,699
Signature Contracting Group, LLC	1	1	1	\$ 27,500
EJ USA Inc	10	10	0	\$ 26,954
Canon Solutions America Inc	2	2	0	\$ 26,524
Integra Chemical Company	4	4	0	\$ 25,754
SW Controls Inc	4	4	0	\$ 25,381
Tracker	2	2	0	\$ 25,380
Midwest Air Filter Inc	23	23	0	\$ 25,289
Bromberg & Associates LLC	2	2	1	\$ 25,141
Kerr Pump and Supply, Inc.	4	4	1	\$ 25,102
FTP Today Inc.	2	2	0	\$ 24,967
Society For Human Resource Mgt.	2	2	0	\$ 24,965
ERDCO Engineering Corporation	3	3	0	\$ 24,951
TK Elevator Corporation	10	10	4	\$ 24,504
The Osborn Engineering Company	1	1	1	\$ 24,162
Prefect Technologies, Incorporated	1	1	1	\$ 23,990
Alfonsi Railroad Construction Co	2	2	0	\$ 23,827
Park Place Technologies LLC	1	1	0	\$ 23,684
Quality Air Service Inc.	1	1	0	\$ 23,535
Signs.com	1	1	0	\$ 23,395
Crucial Learning	1	1	0	\$ 23,300
YTI Office Express	29	29	0	\$ 22,870
E2intel	3	3	0	\$ 22,500
Johnson Controls Inc.	8	6	3	\$ 22,355
ZOHO Corporation #4926	1	1	0	\$ 22,130
Industrial Furnace Co Inc	1	1	0	\$ 21,774
Innovyze Inc	2	2	0	\$ 21,700

Appendix B – FY 2023 Combined Vendors Awarded by Procurement.

Vendor	Requisition Count	Purchase Order Count	Contract Count	Awarded (Millions)
BAVCO	10	9	0	\$ 21,261
Schattler Shades & Blinds LLC	2	2	0	\$ 21,001
Wayne County Community College	2	2	0	\$ 20,700
Regents of the University of MI	3	2	0	\$ 20,460
Corrosion Fluid Products	5	4	0	\$ 20,364
Tarrant Regional Water District	1	1	0	\$ 20,000
Technical Hot & Cold	1	1	0	\$ 20,000
RJ Stacey LTD	3	3	1	\$ 19,800
Premier Group Associates LC	9	8	5	\$ 19,498
Dunbar Mechanical, Inc.	4	4	0	\$ 19,000
Great Lakes Pump & Supply Co	1	1	0	\$ 18,918
HF Scientific	1	1	0	\$ 18,686
Galloup,Forberg Smith, Merlo Energy	8	7	0	\$ 18,543
The Transmitter Shop	1	1	0	\$ 18,465
Maza Construction Engineering Inc.	3	2	0	\$ 18,400
Dun & Bradstreet Inc	1	1	0	\$ 18,230
NTH Consultants Ltd	2	2	2	\$ 18,201
Harold Beck & Sons Inc	1	1	0	\$ 17,870
Davenport Brothers Construction Co.	2	2	2	\$ 17,750
Black Anvil Construction Supplies	19	19	0	\$ 17,695
Eganix, Inc.	1	1	0	\$ 17,290
Lyon LLC	1	1	0	\$ 17,205
Binkelman Corporation	28	28	0	\$ 17,038
National Oilwell Varco, LP	1	1	0	\$ 16,865
Uline, Inc.	15	15	0	\$ 16,648
Core Mechanical, Inc.	3	2	2	\$ 16,537
Unconventional Solutions Inc	4	4	0	\$ 16,519
B&H Photo-Video	2	2	0	\$ 16,441
PTS Professional Technical Service	1	1	0	\$ 16,245
Compressor Engineering Corporation	7	7	0	\$ 15,794
Emergency Restoration	1	1	0	\$ 15,639
Metrix Instrument Company LP	1	1	1	\$ 15,634
TSP Environmental	1	1	0	\$ 15,515
Serpentix Conveyor	1	1	0	\$ 15,337
EMP Industries Inc	2	2	0	\$ 15,239
Institute For Environmental Health	1	1	0	\$ 15,120
BS&A Software	1	1	1	\$ 15,000
SafetySkills, LLC	1	1	0	\$ 14,400
Kiesler Police Supply Inc	4	4	0	\$ 14,396
Environmental Resource Associates	16	16	0	\$ 14,234
Service Electric Supply Inc	29	29	0	\$ 14,006
Fibergrate Composite Structures	1	1	0	\$ 13,949
Safety Services Inc	28	28	0	\$ 13,876
Digital Assurance Certification LLC	4	4	0	\$ 13,800
SEAM Group LLC	1	1	1	\$ 13,750
HD Edwards & Company	13	12	0	\$ 13,650
Scaffolding Incorporated	1	1	0	\$ 13,475
Tobys Instrument Shop Inc	8	7	1	\$ 13,125
Gold Standard Diagnostics Horsham	3	3	0	\$ 12,981
Shimadzu Scientific Instruments Inc	3	3	0	\$ 12,687
Keco Inc.	1	1	0	\$ 12,550
Barta Sales LLC	5	4	0	\$ 12,250
Chemtrac Inc	1	1	0	\$ 12,070
Action Impact - Eastpointe	1	1	0	\$ 12,000
Intelligent Systems Group LLC	1	1	1	\$ 11,928
Klein Inc.	2	2	0	\$ 11,668
Secure Door LLC	3	2	1	\$ 11,583
Central Poly-Bag Corp	4	4	0	\$ 11,465
Tru Steel Metals LLC	2	2	0	\$ 11,093
Blue Water Air Compressor	4	4	0	\$ 10,923
Chemical Systems Inc	3	3	0	\$ 10,664
Imagemaster, LLC	1	1	0	\$ 10,500
Met One Instruments Inc	3	3	0	\$ 10,212
CBT Nuggets, LLC	1	1	0	\$ 10,180
Dice Career Solution	1	1	0	\$ 10,026
Miller Canfield Paddock & Stone PLC	1	1	0	\$ 10,000
Cincinnati Babbitt Inc	1	1	0	\$ 9,971
Metrotech Automotive	3	3	0	\$ 9,728
AT&T	3	2	0	\$ 9,694
Valve Reconditioning Service	2	2	0	\$ 9,658
F B Wright Company	3	3	0	\$ 9,411

Appendix B – FY 2023 Combined Vendors Awarded by Procurement.

Vendor	Requisition Count	Purchase Order Count	Contract Count	Awarded (Millions)
B & H Machine Sales, Inc	3	3	0	\$ 9,344
Harrington Industrial Plastics LLC	7	7	0	\$ 9,304
Hotsy Midwest Cleaning Systems	1	1	0	\$ 9,290
Brock Tool of Detroit, Inc.	2	2	0	\$ 9,093
Progressive Plumbing Supply Co Inc	34	34	0	\$ 9,080
J. Dedoes Enterprises Inc.	1	1	0	\$ 8,988
Indeed, Incorporated	2	2	0	\$ 8,960
Berrington Pumps & Systems, Inc	1	1	0	\$ 8,926
Complete Battery Source	3	3	0	\$ 8,639
Indian Springs Mfg. Co Inc	4	4	0	\$ 8,581
McMaster-Carr Industrial Supply Co	16	16	0	\$ 8,570
Ametek Power Instruments	1	1	0	\$ 8,471
Dynamita	1	1	0	\$ 8,400
Brehob Corporation	5	5	0	\$ 8,393
R.S. Means Company LLC	2	2	0	\$ 8,252
YSI Incorporated	2	2	1	\$ 8,235
DP Brown Of Detroit Inc	2	2	0	\$ 8,075
Aqua Solutions Inc.	2	2	0	\$ 8,048
Andax Industries LLC	5	5	0	\$ 8,029
ReadyOP Communications Inc.	2	1	0	\$ 8,000
Allstate Industrial Equipment	2	2	0	\$ 7,855
Sodexo Inc.	2	2	0	\$ 7,500
Micro Motion Inc	1	1	0	\$ 7,471
Communication Supply Co.	2	2	0	\$ 7,467
Citra, LLC	2	2	0	\$ 7,348
Madonna University	4	4	0	\$ 7,225
Bearing Headquarters Co	8	8	0	\$ 7,012
Metro Welding Supply Corporation	19	14	5	\$ 6,964
Jim Myers & Sons, Inc.	1	1	0	\$ 6,962
International Controls & Equipment	1	1	0	\$ 6,857
Choctaw-Kaul Distribution Company	9	9	0	\$ 6,842
Rosemount Inc	2	2	0	\$ 6,721
Hanna Instruments USA	2	2	0	\$ 6,670
Ohio Medical LLC	1	1	0	\$ 6,665
Kirk's Automotive Inc	23	23	0	\$ 6,560
Pure Data Services, LLC	3	2	0	\$ 6,493
Crane Technologies Group Inc	1	1	0	\$ 6,480
American Water College	2	2	0	\$ 6,380
DTN LLC	2	2	0	\$ 6,344
Hi-Lo Industrial Trucks Co. Inc.	1	1	0	\$ 6,202
AVE Office Supplies	8	8	0	\$ 6,194
Greyline Instruments	1	1	0	\$ 6,095
American Red Cross	1	1	0	\$ 5,993
Anderson Process	1	1	0	\$ 5,980
Computational Hydraulics Inc	1	1	0	\$ 5,920
EKUIPTECH, LLC	2	2	0	\$ 5,848
I & C Sales North Inc	2	2	0	\$ 5,711
Advance Plumbing & Heating Supply	7	7	0	\$ 5,656
Ibex Battery Systems LLC	1	1	0	\$ 5,600
BCC Distributon	7	7	0	\$ 5,491
Helwig Carbon Products Inc	3	3	0	\$ 5,309
Exotic Automation & Supply	3	3	0	\$ 5,267
Sherwin Williams Company	8	8	0	\$ 5,214
Brooks Lumber Company	5	5	0	\$ 5,177
Creative Safety Supply, LLC	1	1	0	\$ 5,112
Raven Environmental Products Inc	3	3	0	\$ 5,012
Pollardwater	3	3	0	\$ 4,960
ALS Environmental	2	2	0	\$ 4,850
VESCO Oil Corporation	6	5	0	\$ 4,769
Martin Engineering Company	1	1	0	\$ 4,752
NSI Lab Solutions Inc	3	3	0	\$ 4,730
Nalco Water	1	1	1	\$ 4,650
Allied-Eagle Supply Company LLC	4	4	0	\$ 4,620
UniMeasure Inc.	2	2	0	\$ 4,543
Agilent Technologies Inc	5	5	0	\$ 4,498
Swanky Restroom Trailers	1	1	0	\$ 4,400
Identification Lamination Products	3	3	0	\$ 4,245
S P Kinney Engineers Inc	4	4	0	\$ 4,059
Process Control Services Inc	1	1	0	\$ 3,924
Moore Industries-International, Inc	1	1	0	\$ 3,913
Bentley Systems Incorporated	1	1	0	\$ 3,897

Appendix B – FY 2023 Combined Vendors Awarded by Procurement.

Vendor	Requisition Count	Purchase Order Count	Contract Count	Awarded (Millions)
Paragon Laboratories Inc	3	3	1	\$ 3,870
Aircentric Corporation	3	3	0	\$ 3,685
Core Electric Company Inc	2	2	0	\$ 3,567
Goodway Technologies	2	2	0	\$ 3,545
Breaker Authority	1	1	0	\$ 3,515
Fibre Industries	4	4	0	\$ 3,450
Ovivo USA, LLC	1	1	0	\$ 3,401
R L Deppmann Company	3	3	0	\$ 3,397
Ipax Atlantic LLC	3	3	0	\$ 3,360
Action Mat & Towel Rental	3	3	2	\$ 3,356
Discovery Solutions Inc	1	1	0	\$ 3,325
Crown Lift Trucks	3	3	0	\$ 3,293
Emedco	4	4	0	\$ 3,237
Michigan Valve & Fitting Inc	2	2	0	\$ 3,195
Advanced Calibration Designs	1	1	0	\$ 3,053
Cole-Parmer Instrument Company LLC	1	1	0	\$ 3,046
Fire Safety Displays Company	1	1	0	\$ 3,040
Sysmex America, Inc.	5	3	0	\$ 3,030
Youngs Consulting Ltd Inc	1	1	0	\$ 3,000
Laurie Brown	1	1	0	\$ 3,000
GEO Jobe GIS Consulting	1	1	0	\$ 3,000
ZLED Lighting	2	2	0	\$ 2,991
Downriver Utility Wastewater Auth.	2	2	0	\$ 2,990
Major Brand Oil Company Inc	1	1	0	\$ 2,965
Resa Service LLC	2	2	0	\$ 2,952
Thermo Fisher Scientific Asheville	4	4	0	\$ 2,774
Acme Bolt & Nut Co Inc	1	1	0	\$ 2,700
Global Industrial	4	4	0	\$ 2,651
Canfield Equipment Service Inc	1	1	0	\$ 2,533
Able Label	1	1	0	\$ 2,500
Hygiena LLC	2	2	0	\$ 2,406
Aero Filter Inc	3	3	0	\$ 2,379
Air Design Incorporated	1	1	0	\$ 2,375
Tri Star Steel Corporation	1	1	0	\$ 2,344
Acromag, Inc.	1	1	0	\$ 2,280
Michigan CAT	2	2	1	\$ 2,171
Holland Supply Company	1	1	0	\$ 2,160
Professional Pump Inc	1	1	0	\$ 2,138
The Crowley Company	1	1	0	\$ 2,120
Rescue Tech 1 Inc.	1	1	0	\$ 2,112
K & K Maintenance Supply Inc	5	5	0	\$ 2,075
Industrial Networking Solutions	1	1	0	\$ 2,068
Etna Supply Company	1	1	0	\$ 2,033
Poco Sales Inc	4	4	0	\$ 2,024
Duratech Systems, Inc	1	1	0	\$ 1,995
Cech Corporation	1	1	0	\$ 1,985
Accredited Lock & Door Hardware	2	2	0	\$ 1,966
Towlift Inc	1	1	0	\$ 1,945
Gilson Engineering Sales	2	1	0	\$ 1,890
Graphic Products Inc.	2	2	0	\$ 1,857
EBARA Pumps Americas Corporation	1	1	0	\$ 1,854
Flor Dri Supply Company Inc	4	4	0	\$ 1,830
City of Highland Park	1	1	0	\$ 1,800
Full Source, LLC	1	1	0	\$ 1,710
Fondriest Environmental Inc	1	1	0	\$ 1,700
Precision Digital Corporation	1	1	0	\$ 1,698
Torch Associates LLC	1	1	0	\$ 1,680
Electro-Matic Products Inc	1	1	0	\$ 1,670
Rose Pest Solutions	5	5	2	\$ 1,650
Nationwide IME	1	1	0	\$ 1,625
Hennessey Engineers Inc.	1	1	0	\$ 1,592
Flagpoles ETC	1	1	0	\$ 1,580
Converge Technology Solutions US LL	1	1	0	\$ 1,558
Jett Pump & Valve LLC	1	1	0	\$ 1,521
LabStrong Corporation	1	1	0	\$ 1,515
Team Industrial Services Inc	1	1	0	\$ 1,500
Robert Thomas CPA, LLC	1	1	0	\$ 1,500
Global Environmental Consulting LLC	1	1	0	\$ 1,500
Eurofins Eaton Analytical, Inc.	2	2	0	\$ 1,500
Contractors Connection Inc	3	3	0	\$ 1,498
IDN Hardware Sales, Inc.	1	1	0	\$ 1,448

Appendix B – FY 2023 Combined Vendors Awarded by Procurement.

Vendor	Requisition Count	Purchase Order Count	Contract Count	Awarded (Millions)
Air Dimensions Inc	1	1	0	\$ 1,326
Acuity Institute	1	1	0	\$ 1,299
SCP Science	2	2	0	\$ 1,246
RS Americas, Inc	2	2	0	\$ 1,236
Equipment Material Sales, LLC	3	3	0	\$ 1,225
George Instrument Company	3	3	0	\$ 1,153
Wolverine Power Systems	1	1	0	\$ 1,149
TempoTech Controls Inc	1	1	0	\$ 1,082
Michigan Municipal League	1	1	0	\$ 1,075
Unistrut Midwest	1	1	0	\$ 1,055
Time Clock Sales & Service Co., Inc	2	2	0	\$ 1,029
M C Gutherie Lumber Company	3	3	0	\$ 1,029
Ferndale Electric Company Inc	4	4	1	\$ 971
J.J. Supply Company Inc.	1	1	0	\$ 947
Engineering Reproduction Inc.	1	1	0	\$ 925
Burt Process Equipment	1	1	0	\$ 897
YRC Freight	1	1	0	\$ 873
Sterling Millwork, Incorporated	1	1	0	\$ 860
H & P Technologies Inc.	1	1	0	\$ 859
D C Hydraulics Inc.	1	1	0	\$ 851
Omega Engineering Inc	2	2	0	\$ 831
IMAC Systems, Inc	1	1	0	\$ 820
Seton	1	1	0	\$ 778
Jones Equipment Rental	1	1	0	\$ 772
Detroit Legal News	2	2	0	\$ 752
Gilson Company	1	1	0	\$ 732
Comcast Business Communication, LLC	1	1	0	\$ 709
Staples	2	2	0	\$ 682
Xylem Water Solutions Usa Inc	1	1	0	\$ 674
Johnson Controls Fire Protection LP	4	3	2	\$ 660
Radiation Safety Services	1	1	0	\$ 633
Ise Metal Incorporated	1	1	0	\$ 590
AutomationDirect.com Inc.	1	1	0	\$ 556
Drinkpod LLC	2	2	0	\$ 550
Caniff Electric Supply Co., Inc.	2	2	0	\$ 541
Staples Business Advantage	3	2	0	\$ 492
J. D. Gould Company Inc.	1	1	0	\$ 465
Restek Corporation	1	1	0	\$ 444
Liberty Plumbing Supply Company	4	4	0	\$ 436
Atlas Plumbing Supply Co.	4	4	0	\$ 435
T & N Services Inc	1	1	0	\$ 412
Radwell International Inc.	1	1	0	\$ 387
Chart Pool USA Inc	1	1	0	\$ 374
A-1 Truck Parts Detroit	4	4	0	\$ 335
Family Farm and Home	1	1	0	\$ 329
Wright Tool Co	2	2	0	\$ 320
Columbia Pipe & Supply Co.	2	2	0	\$ 311
National Ladder & Scaffold Company	1	1	0	\$ 288
Graybar Electric Company	2	2	1	\$ 265
Detroit Fire Department	1	1	0	\$ 257
Pipeline Products, Inc	1	1	0	\$ 218
Abraxis Inc	1	1	0	\$ 216
Michigan State Industries	1	1	0	\$ 149
Metro Bolt & Fastener	1	1	0	\$ 119
Bearings and Industrial Supply Co	1	1	0	\$ 101
Evident Scientific, Inc	1	1	0	\$ 99
Empire Wire & Supply LLC	1	1	0	\$ 97
JobFairGiant.com	1	0	0	\$ -
Project Innovations Inc	2	2	2	\$ -
Marsh Power Tools, Inc	1	0	0	\$ -
The Allen Law Group PC	2	2	2	\$ -
Ric-Man Construction Inc	7	7	7	\$ -
The Babcock & Wilcox Company	1	0	0	\$ -
Univar USA Inc	4	3	0	\$ -
The Christman Company	2	2	2	\$ -
Mobile Dredging & Video Pipe Inc	1	1	1	\$ -
Major Contracting Group	5	4	4	\$ -
Somat Engineering Inc	2	2	2	\$ -
McLaren Port Huron Industrial	1	1	0	\$ -
Robin Cash Ph.D., LLC	1	1	0	\$ -
Sabiston Building Supply	1	1	0	\$ -

Appendix B – FY 2023 Combined Vendors Awarded by Procurement.

Vendor	Requisition Count	Purchase Order Count	Contract Count	Awarded (Millions)
Jones Lang LaSalle	1	1	1	\$ -
PFM Asset Management LLC	1	1	1	\$ -
UNKNOWN	30	0	0	\$ -
Jacobs Consultants, Inc.	3	3	3	\$ -
Outbound Technologies, Inc.	2	2	2	\$ -
Salenbien Trucking & Excavating Inc	2	2	2	\$ -
Vitalsmarts LC	1	1	0	\$ -
Tidal Basin Government Consulting	1	1	1	\$ -
PeopleGro LLC	1	1	1	\$ -
Lockton Companies LLC	1	1	1	\$ -
Pullman SST, Inc.	24	23	23	\$ -
Lanzo Construction Co., Florida	8	8	8	\$ -
Process Improvement Institute Inc.	1	1	1	\$ -
Teknicolors Paints Inc	1	1	0	\$ -
Park Rite Inc	2	2	0	\$ -
Quinn Evans	1	1	1	\$ -
RedGuard Fire & Security, Inc.	1	1	0	\$ -
Tooles Contracting Group LLC	1	1	1	\$ -
LexisNexis	1	1	1	\$ -
Iron Mountain	1	1	1	\$ -
ShredCorp.	1	1	1	\$ -
SCI Floor Covering Inc.	1	1	1	\$ -
Siebert Williams Shank & Co LLC	1	1	0	\$ -
Plunkett Cooney PC	4	4	4	\$ -
Sigma Associates Inc	2	1	1	\$ -
Nichols Paper & Supply Company	1	0	0	\$ -
Verve Industrial	5	5	5	\$ -
Marra Services Inc	4	4	4	\$ -
METCO Services Inc	2	2	2	\$ -
Rehmann Robson	2	0	0	\$ -
Pete's Coin Laundry	2	2	0	\$ -
Kiewit Infrastructure Co	7	6	6	\$ -
Northwest Pipe Company	4	4	4	\$ -
Marsh USA Inc.	1	0	0	\$ -
Mechanical Solutions, Inc.	1	0	0	\$ -
Walsh Construction Company	3	3	3	\$ -
Michfab Machinery Inc.	1	1	0	\$ -
J F Cavanaugh Company	7	7	7	\$ -
New England Fertilizer Company	1	1	1	\$ -
Segal Consulting	1	1	1	\$ -
Ric Man/Clark Joint Venture	9	8	8	\$ -
Modern Water Inc.	3	3	3	\$ -
Spence Brothers	1	1	1	\$ -
Workday	1	1	1	\$ -
OHM Advisors	1	1	1	\$ -
WSP Michigan Inc.	3	3	3	\$ -
Jackson Lewis P.C.	1	1	1	\$ -
Starr Butler, PLLC	1	1	1	\$ -
TWN Consulting LLC	1	1	1	\$ -
JMK Engineering, Inc	1	1	0	\$ -
UIS Scada Inc	1	1	1	\$ -
OHM and WSP, A Joint Venture	1	1	1	\$ -
Ram Construction Services of Michig	1	1	1	\$ -
Sulco Chemicals Limited	1	1	0	\$ -
Motor City Electric Co	4	2	2	\$ -
Zausmer, P.C.	3	3	3	\$ -
Unifirst Corporation	2	2	2	\$ -
Rose Moving & Storage Co. Inc.	1	1	1	\$ -
Lewis & Munday P C	1	1	1	\$ -
Marine Pollution Control Corp	1	1	0	\$ -
PVS Technologies Inc	2	1	0	\$ -
Quadient Inc.	1	1	0	\$ -
Broadspire Services Inc	1	1	1	\$ -
FMLASource Incorporated	1	1	1	\$ -
Calls Plus	1	1	1	\$ -
Hart EMS Medical Services PLLC	1	1	0	\$ -
Epitec Inc	4	3	0	\$ -
FastSigns Detroit	1	1	1	\$ -
Incinerator Rx Corporation	1	1	1	\$ -
Attorney Eric V Smith PLC	1	1	1	\$ -
Inland Waters Pollution Control Inc	9	9	9	\$ -

Appendix B – FY 2023 Combined Vendors Awarded by Procurement.

Vendor	Requisition Count	Purchase Order Count	Contract Count	Awarded (Millions)
Allied Building Service Co. Detroit	6	5	5	\$ -
Hydromax USA LLC	2	2	2	\$ -
Dal-Tile Distribution	1	1	0	\$ -
Global Solutions Group Inc.	1	1	1	\$ -
Alliance of Rouge Communities	1	0	0	\$ -
Digital Science Group LLC	3	2	2	\$ -
Boomer Construction Materials	2	2	2	\$ -
Avante Solutions, Inc.	1	1	1	\$ -
Fleishman Hilliard Inc	3	2	0	\$ -
Interior Environments LLC	18	18	18	\$ -
4 Leaders LLC	1	1	1	\$ -
HR Management Group Inc	1	1	1	\$ -
Herc Rentals Inc.	1	1	0	\$ -
Barton Malow Company	2	2	2	\$ -
Bridgeport Consulting LLC	2	2	2	\$ -
GDI Services Inc	2	1	1	\$ -
Enterprise Holding Inc.	1	0	0	\$ -
CDM Michigan, Inc	1	1	1	\$ -
DTE Energy - Primary	1	0	0	\$ -
Butzel Long PC	1	1	1	\$ -
Future Fence Company	3	3	3	\$ -
Bay de Noc Community College	2	2	2	\$ -
Aquasight LLC	1	0	0	\$ -
Black & Veatch Ltd Of Michigan	4	4	4	\$ -
Allie Brothers Inc	2	2	2	\$ -
Erie Construction LLC	1	1	1	\$ -
Enerco Corporation	1	1	0	\$ -
Biotage LLC	1	1	0	\$ -
HireRight, LLC	1	1	1	\$ -
Granicus LLC	1	1	1	\$ -
Ballard Marine Construction LLC	4	3	3	\$ -
Fausone & Gysko, PLC	1	1	1	\$ -
Gravotech, Inc.	1	1	0	\$ -
Dan's Excavating Inc.	2	2	2	\$ -
CEC Controls Company, Inc.	7	7	7	\$ -
Dykema Gossett PLLC	1	1	1	\$ -
Aquatic Informatics Inc	1	1	1	\$ -
AECOM Great Lakes, Inc	2	2	2	\$ -
Concentra Medical Centers	2	2	0	\$ -
Home Depot USA, Inc.	1	0	0	\$ -
Alfred Benesch & Associates	3	3	3	\$ -
Chemtrade Chemicals US LLC	4	4	0	\$ -
Alight Solution LLC	1	1	0	\$ -
Applied Science Inc	2	2	2	\$ -
Grand Total *	4904	4753	834	\$ 594,851,902

* Count includes Amendments, Change Orders, CCD's, Cancelled, other

Appendix C – FY 2023 Combined Contracts Invoiced.

Contract	Contract Title	Vendor	Amount
2004456	14 Mile Trans Main Loop	Ric Man/Clark Joint Venture	\$41,327,435
2004825	(CMAR) for 96-Inch Water Trans Main Relocation	Kiewit Infrastructure Co	\$22,918,255
1803312	Division Valves at West Service Center Reservoir	Kokosing Industrial Inc.	\$17,913,080
2000610	Yard Piping, Valves & Venturi Meter Meters Replace	Lakeshore Global Corporation	\$16,918,908
GLWA-PC-792	Bio-Solids Dryer Facility	New England Fertilizer Company	\$15,740,950
GLWA-DB-150	Repair of Raw Water Tunnels	Ballard Marine Construction LLC	\$14,537,051
1802745	Water Trans Main, Valve & other priority repairs	Ric-Man Construction Inc	\$11,316,076
2102834	Facilities Maintenance Svcs. - Staff Augment Skilled	Lakeshore Global Corporation	\$8,034,574
GLWA-DB-226	Repair & Rehab (DRI) Alter Rd. to (WRRF)	Jay Dee Contractors Inc.	\$7,682,629
2004082	Rehab of Woodward Sewer System	Lanzo Construction Co., Florida	\$7,658,363
GLWA-CS-272	Capital Program Delivery Contract	AECOM Great Lakes, Inc	\$7,311,376
2004889	Specialized Svcs.	Lakeshore Global Corporation	\$7,190,201
GLWA-CON-149	Emergency Sewer Repair CIP 1263	Inland Waters Pollution Control Inc	\$6,200,798
2103688	Rehab of Connors Creek Sewer System	Oscar Renda Contracting Inc	\$5,893,871
GLWA-CON-170	Sludge Removal & Disposal Svcs.	Mobile Dredging & Video Pipe Inc	\$5,405,032
1902224	DB CSO Structural IMPROV	Pullman SST, Inc.	\$5,079,721
2002190	Iron(III) chloride Feed PS-1 & Sludge Lines Complex B	Weiss Construction Co LLC	\$5,036,890
RFB 1900744	Imlay, WCS,LH,SP,SW Reservoir Inspect.	Pullman SST, Inc.	\$4,947,191
2102859	Conveyance System Infrastructure IMPROV	Jay Dee Contractors Inc.	\$4,716,559
GLWA-CON-297	Fairview Sewage Pump St. IMPROV	Weiss Construction Co LLC	\$4,613,602
2102187R	Oxygen Nitrogen Supply & Svcs. Agreement	Linde Inc.	\$4,530,235
1900741	Eng. Svcs. for 96" Water Trans Main Relocation	Jacobs Consultants, Inc.	\$4,527,929
2003730	Water Trans Main, valve & other priority repairs.	Lakeshore Global Corporation	\$4,219,541
2100891	Rehab of Outfall B-39	Lakeshore Global Corporation	\$3,970,231
RFB-1123	Sodium Hypochlorite PO T's & C's	PVS Nolwood Chemical Inc	\$3,908,010
2002193	SWTP Chlorine Scrubber & Raw Water Screen Replace	Kokosing Industrial Inc.	\$3,851,204
1802170	Fleet Mgmt. Service	Enterprise Fleet Management	\$3,849,511
1904337	WRRF PS-2 Bar Racks Replace & Grit Collection System	Hazen and Sawyer	\$3,626,481
1904231	NE_WTP Flocculator Replace	Commercial Contracting Corporation	\$3,544,912
2103380	WWP HVAC IMPROV	Commercial Contracting Corporation	\$3,342,621
1904254	WWP to NE_WTP Water Trans Main - Phase 2	Dan's Excavating Inc.	\$3,142,857
4000701 (1900516)	Freeze Protection Pump Install at Imlay Pump St.	Commercial Contracting Corporation	\$3,081,677
2201870	Replace Schoolcraft Water Main	Mark Anthony Contracting, Inc	\$3,077,193
2101879	Renovation 4th Floor (WRRF) – NAB	Allied Building Service Co. Detroit	\$2,878,514
GLWA-CS-090A	Eng. Svcs. Instrumentation & SCADA Systems Svcs.	PCI LLC	\$2,732,300
1901658	Facilities Maintenance Svcs.	Lakeshore Global Corporation	\$2,727,250
1803621	Wick Rd. 48-Inch Water Trans Main	Ric-Man Construction Inc	\$2,605,108
1802448	14 Mile Trans Main Loop	Brown and Caldwell LLC	\$2,597,151
GLWA-CON-285	Wholesale Water Meter Rehab & Meter Replace	Lakeshore Global Corporation	\$2,572,462
1802410	Rehab of various sampling sites & PS2 Ferric Chloride Syst.	Commercial Contracting Corporation	\$2,562,255
2001051	SWTP SCADA Network Upgrade	Burns & McDonnell Michigan Inc.	\$2,490,355
1803705	Comprehensive Corrosion Control Optimization Study	Arcadis of Michigan LLC	\$2,474,899
2001488	7 Mile/Nevada Main Renewal	Pullman SST, Inc.	\$2,461,334
2003102	Garl&, Hurlbut, Bewick Water Trans Syst. (NE Trans Phase 3)	Pullman SST, Inc.	\$2,434,782
2100236	Reservoir Inspect., Design, CONST Admin, Resident Rep. Svcs.	Brown and Caldwell LLC	\$2,400,074
GLWA-CS-119(a)	WAM Support & Enhancement Svcs.	DXC Technology Services LLC	\$2,340,672
1904197	CSO Long-Term Control Plan	LimnoTech	\$2,275,111
2000970	Rehab of Screened Final Effluent (SFE) Pump St.	Noresco LLC	\$2,196,815
1902659	Linear System Integrity Program	HDR Michigan, Inc.	\$2,186,868
2102000	Emergency & Urgent Sewer Evaluation, Repair & Rehab	Inland Waters Pollution Control Inc	\$2,157,034
GLWA-CS-102	Rehab of Pump St. No. 1 IMPROV	Wade Trim Associates Inc	\$2,067,982
2003330	HVAC & Odor Control IMPROV - Oakwood CSO Facility	Commercial Contracting Corporation	\$2,021,936
GLWA-CS-166	CIP Implementation Assistance & Related Svcs.	PMA Consultants LLC	\$1,976,448
2100998	East Avon Early Works Pipe 96-Inch Water Trans Main	Northwest Pipe Company	\$1,874,235
2201068a	SWTP Medium Voltage Electrical System Replace	Clark Construction Company	\$1,868,631
1900134	1900134 Springwell's Low Lift Pump Suction Gate Replace	Barton Malow Company	\$1,786,440
1904449	LHWTP Pilot Plant DB Svcs.	Brown and Caldwell Constructors	\$1,764,033
1900995	Maintenance & Repair of Electrical Equipment	Motor City Electric Co	\$1,699,681
1902548C	(HVAC) Bldg. & Mechanical System	Johnson Controls Inc.	\$1,641,759
2101475	CSO Facility IMPROV	CDM Smith Michigan Inc	\$1,630,729
2100136	Piping Hanger Replace at Hubbell Southfield CSO Facility	Weiss Construction Co LLC	\$1,626,707
2000274	Enterprise Resource Planning (ERP) Syst. Implementation Svc	Workday	\$1,602,238
2000292	New Valve Exercising Project for Field Svcs.	Hydromax USA LLC	\$1,574,110
1903312	14 Mile Trans Main Loop - Phase I	Major Contracting Group	\$1,531,599
1802575	GLWA Conveyance System Eng. Svcs.	Brown and Caldwell LLC	\$1,480,625
2201142	Conveyance System Infrastructure IMPROV	Lakeshore Global Corporation	\$1,460,182
2102824	Rehab of NW Interceptor 8 Mile Rd to Tireman	Lakeshore Global Corporation	\$1,435,846
1900318-6	Eng. Svcs. for GLWA (all sites) - 6 vendors total	Wade Trim Associates Inc	\$1,427,273
1902908	B/Creek CSO Effluent Conduit Access & Sediment. Mitigation	Jay Dee Contractors Inc.	\$1,416,738
GLWA-CS-120	Freud & Conner Creek Pump St. Improv. Study & Design	Arcadis of Michigan LLC	\$1,388,791
GLWA-CON-252	Springwell's Condensate Return, & Compressed Air	Clark Construction Company	\$1,353,584

Appendix C – FY 2023 Combined Contracts Invoiced.

Contract	Contract Title	Vendor	Amount
2003443	Study & Design Svcs. for Conveyance System	FK Engineering Associates	\$1,347,761
1904332	(Multiple PO's) Commercial Janitorial Svcs.	GDI Services Inc	\$1,308,058
2004773	Low Voltage Wiring TOES Svcs.	Lakeshore Global Corporation	\$1,261,461
2102618	Complete Rehab of screens	Commercial Contracting Corporation	\$1,256,790
2100239	WRRF Facilities Structural Evaluation & Repairs	Kokosing Industrial Inc.	\$1,234,863
1902548A	Labor rate negotiations GLWA & JCI	Johnson Controls Inc.	\$1,211,929
2103206	Effluent Butterfly Valves Actuators 7 Mile & Puritan-Fenkell CS	Lakeshore Global Corporation	\$1,170,588
1803508	Liquid Chlorine for Water Plants (one ton)	JCI Jones Chemicals Inc	\$1,159,944
2200373	WRRF PS No. 1 HVAC Equipment	ThermalNetics LLC	\$1,077,000
1903601	Yard Piping Eng. Svcs.	CDM Smith Michigan Inc	\$1,074,398
1803990	DB LHWTP High Lift Pump Meter & Yard Piping	Weiss Construction Co LLC	\$1,072,525
2200368	WRRF PS No. 1 Discharge Gate Valves	J&S Valve, Inc	\$1,013,137
2002655	Study & Design NW Interceptor Relief Sewer to Oakwood CSO	FK Engineering Associates	\$984,264
1900702	Grounds Maintenance Svcs. for GLWA sites	Premier Group Associates LC	\$936,909
1902548B	Planned Svcs. agreement	Johnson Controls Inc.	\$936,005
2100330-2	2 2022 Job Order Contract	Weiss Construction Co LLC	\$935,830
GLWA-CON-179	Professional & Technical Svcs.	PCI LLC	\$861,288
2100575	CSO Facilities - Emergency Generator Imp	Rotor Electric Co	\$851,203
GLWA-CS-103	Engineering Springwell's Low & High Lift Pump St.	CDM Smith Michigan Inc	\$845,911
1803025-4	Job Order Contract - (6 vendors total)	J F Cavanaugh Company	\$824,400
2101000	LH_WTP stockpiling a hauling sludge from site lagoons	M.L. Chartier, Inc.	\$822,159
1803025-3	Job Order Contract - (6 vendors total)	DE-CAL Inc	\$781,784
2002048	14 Mile Trans Main Loop -Double Disc Gate Valves	Kennedy Industries Inc	\$741,045
2203045	MiDeal (MMCP)	Dell Marketing LP	\$721,401
1903598	Assess. & Rehab of WRRF Piping & Underground Utilities	The Christman Company	\$709,813
2103350	Pump St. No. 1 IMPROV	Weiss Construction Co LLC	\$696,392
2001370	Effluent Channel Stop-Logs, Store Racks, & Lift Conner Creek C	Ballard Marine Construction LLC	\$688,488
2204376a	Replace & Rehab. of Water Mains along East Jefferson Ave.	Detroit Water and Sewerage	\$686,566
GLWA-CON-197	Modifications Incinerator Sludge Feed Syst. Complex II WRRF	Weiss Construction Co LLC	\$679,407
GLWA-CS-216	Third Party Facilitator - Customer Outreach	Bridgeport Consulting LLC	\$672,590
2203412	Consult Svcs. for Workday Project	Slalom, LLC	\$659,100
2200346	VMWARE Cloud Disaster Recovery as a Service	Access Interactive	\$658,777
1904219	Enterprise Asset Mgmt. Syst. Software & Implementation Svcs.	NEXGEN Asset Management	\$643,125
2004538	Instr./Control Syst. Replace St. Aubin, 7 Mile, Leib CSO	Burns & McDonnell Michigan Inc.	\$637,220
2002291	JOC - 120KV Third Feeder - Demolition Task #37	Commercial Contracting Corporation	\$620,867
1900318-5	Eng. Svcs. for GLWA (all sites) - 6 vendors total	HDR Michigan, Inc.	\$601,105
1803769	Low Lift, High Lift, Wash Water Pump IMPROV	Arcadis of Michigan LLC	\$589,320
1903453	Systems Control Center Support Svcs.	PCI LLC	\$583,160
GLWA-CS-195	Financial Mgmt. Consult Svcs.	The Foster Group LLC	\$577,500
2004674	North Service Center BPS IMPROV	CDM Smith Michigan Inc	\$567,737
1900318-1	Eng. Svcs. for GLWA (all sites) - 6 vendors total	Arcadis of Michigan LLC	\$550,252
GLWA-CS-151A	Inspect Design & Cons Treatment Plants	Hazen and Sawyer	\$545,829
1901592	GIS Strategic Support Svcs.	Magnolia River Services Inc.	\$537,181
2102026	Aura 6.0 & annual maintenance	Aquasight LLC	\$537,169
2302699	Provide legal representation, consultation	Dykema Gossett PLLC	\$528,134
1803126	Chemicals & Laboratory Supplies	Hach Company	\$525,458
2201558	Gasoline & Diesel Fuel deliveries	Crystal Flash, Inc.	\$506,333
1803978	Ceridian Human Resources Information Systems (HRIS)	Ceridian HCM Inc	\$498,264
1901569	Dell MiDeal Agreement	Dell Computer Corporation	\$491,723
2100822	Lease of Warehouse Space in Melvindale, Michigan	Family Associates, LLC	\$489,546
1904738-1	Engage up to 6 instrumentation contractors for TOES	Outbound Technologies, Inc.	\$478,934
1803709	Conveyance System Infrastructure IMPROV	Applied Science Inc	\$475,015
1803025-6	Job Order Contract - (6 vendors total)	Weiss Construction Co LLC	\$464,258
GLWA-CS-198	Asset Mgmt.	CH2M Hill Engineers Inc	\$460,048
GLWA-CS-2102200	Legal Svcs.	Wade Trim Associates Inc	\$452,644
GLWA-CS-168	Conveyance System Interceptors & Trunk Sewers	FK Engineering Associates	\$446,915
2101766A	Hauling & Disposal of Ash	DHT Transport	\$443,034
2000917	Refractory Inspect. & Repairs - Complex Incineration II	Commercial Contracting Corporation	\$437,313
2002915	Redesign of Circular Scum Syst. & Scum Concentration Facility	Arcadis of Michigan LLC	\$435,394
2004735	DB Incineration Complex Fire Repairs	Commercial Contracting Corporation	\$425,498
GLWA-CS-239	Good Sewer Metering Practices & Analytic Svcs.	CDM Michigan, Inc	\$416,308
2001433	Marketing & Communications Svcs.	Fleishman Hilliard Inc	\$414,140
2001082	Standby Generator PPM & Repair Water Plant/Pump	Preventive Maintenance Technologies	\$409,669
2002946	Environmental Health & Safety Compliance Svcs.	NTH Consultants Ltd	\$407,003
1902702	(Multiple PO's) Furniture & Flooring & Space Design Svcs.	Interior Environments LLC	\$405,748
2000284	Fire Alarm, Fire Sprinkler, Fire Extinguisher Maint. & Repair	Johnson Controls Fire Protection LP	\$400,411
2103717	Repair of motor to specifications	Integrated Power Services LLC	\$400,011
2103317	(PLD) to DTE Energy (DTE) Electrical Conversions	Ferndale Electric Company Inc	\$387,133
4302	90 Ton Liquid Chlorine (WRRF)	JCI Jones Chemicals Inc	\$381,528
2200061	Design Svcs. of CSO Facilities IMPROV	Hazen and Sawyer	\$369,879
2100911	Roof Replace & Roofing IMPROV	Schreiber Corporation	\$362,772
1803258	DB Svcs. for Northeast Flow Control Facility	Walsh Construction Company	\$357,587

Appendix C – FY 2023 Combined Contracts Invoiced.

Contract	Contract Title	Vendor	Amount
1802774	SWTP Sedimentation Basin Sluice Gates, Guides, & Hoist	Kokosing Industrial Inc.	\$348,911
2004474	UPS Maintenance Service CSO & WRRF Facilities	PCI LLC	\$340,729
1703524	Thyssenkrupp Elevators PPM	TK Elevator Corporation	\$337,972
GLWA-CS-055	Replace of Yard Piping	AECOM Great Lakes, Inc	\$337,588
2003785	Dye Test Svcs. & As-Needed Engineering	Applied Science Inc	\$336,024
2000279	SWTP Flocculator Drive Replace	Fishbeck	\$321,274
1903746	Contractual Professional Svcs. Team Training	PeopleGro LLC	\$308,450
1901555	Snow removal & de-Icing Svcs.	Premier Group Associates LC	\$305,902
2004549	LHWTP - Flocculation IMPROV	CDM Smith Michigan Inc	\$300,277
1803594-1	Accusonic Flow Meters all CSOs	HESCO Group Inc.	\$297,695
1067-1	Repair Pumps	Kennedy Industries Inc	\$296,146
2101867	Gearbox Maintenance & Repair Svcs.	American Gear & Engineering, Inc	\$294,940
2001317	Overhead Door Assess., Repair & Replace Svcs.	Secure Door LLC	\$289,223
2101048	GLWA TPA Svcs.	PMA Management Corp	\$288,918
2202648	Maintenance & Repair Intrusion Alarm (Hardware & Software)	D/A Central Inc	\$274,384
GLWA-CS-300	Financial Automation Solution Svcs.	CCH Tagetik	\$273,473
2002350	PPM, Inspect. & repair of Rotork Actuators	Systems Specialties	\$270,106
1803456	Loading, Hauling & Disposal of Scum	Rickman Enterprise Group LLC	\$256,120
GLWA-CS-006	Third Party Claims Administrator	Broadspire Services Inc	\$250,098
2102500	Esri Licensing for all Water operations	ESRI Inc.	\$250,000
1904738-2	Engage up to 6 instrumentation contractors TOES	PCI LLC	\$249,115
2003901	Non-St&ard Joint Funding Water Resource Investigations	United States Geological Survey	\$247,600
2202091	General maintenance for all grit collector needs.	Titus Welding Company Inc	\$241,650
2100144	Fuel Svcs.	Crystal Flash, Inc.	\$234,637
1904562	Fuel Maintenance	Phoenix Environmental Inc	\$232,354
1904860	Bacteriological Water Test Supplies & Reagents	Idexx Laboratories	\$230,806
2102046	Masonry, concrete repair & Restore of historical monument	Ram Construction Services of Michig	\$227,929
2001492	Crane Service Inspect.s & Repairs WRRF/CSO Basins	Crane Technologies Group Inc	\$226,266
RFB-1067	Service & Parts for all Pumps Rated 125Hp & Lowe	Detroit Pump & Mfg Co	\$225,155
1900318-4	Eng. Svcs. for GLWA (all sites) - 6 vendors total	Hubbell, Roth & Clark, Inc.	\$221,615
2203848	EPA Study PPCPs & PFASs	Brown and Caldwell LLC	\$220,395
1803942	Downriver Trans Main Loop	OHM and WSP, A Joint Venture	\$219,127
1902721	3 Year Investment advisor Svcs. with two (1) year options.	PFM Asset Management LLC	\$216,924
GLWA-CS-299	GLWA-CSO Facilities Needs Assess. Project	Jacobs Consultants, Inc.	\$216,766
2897583	Req#170300	VWR International	\$215,514
2202164	SCREENINGS & GRIT TRANS. & DISPOSAL WRRF & CSO's	Waste Management of Michigan Inc	\$213,545
GLWA-LS-2103067	Property Acquisition	The Allen Law Group PC	\$208,929
2104125	External Auditor Svcs.	Baker Tilly US LLP	\$203,575
2102509	Independent Engineering Analysis & Report to Board AD HOC	AECOM Great Lakes, Inc	\$197,759
2202429	Organizational Support for Workday Implementation	Plante & Moran PLLC	\$197,160
GLWA-CS-002(a)	Financial Adviser	PFM Financial Advisors LLC	\$194,041
1900318-3	Eng. Svcs. for GLWA (all sites) - 6 vendors total	Hazen and Sawyer	\$189,033
GLWA-CS-1671	Steam, Condensate Return & Compressed Air	METCO Services Inc	\$187,817
GLWA-LS-295	Legal Rep. Lease with COD & Regional Water & waste	Dickinson Wright PLLC	\$186,740
1802543	Rehab Ferric Chloride Feed Syst. at PS-1 & Complex B Sludge	Hazen and Sawyer	\$185,475
2000644	Power Monitor Install Project	DES Electric LLC	\$184,031
GLWA-CS-235	Property & Casualty Brokerage & Ancillary Svcs.	Marsh USA Inc.	\$183,326
2200669	Professional Svcs. Contract	LimnoTech	\$182,544
2203215	NavVis VLX On-site Training NavVis IVION	NavVis US, Incorporated	\$182,275
2201041	Engineering Design Svcs. Agreement	FK Engineering Associates	\$181,847
GLWA-LS-1905087	Legal Representation	Zausmer, P.C.	\$181,834
2101032	St. Aubin Outfall IMPROV	Marra Services Inc	\$177,750
2101610	Magnetic Flow Meter Replace for Circular Primary Clarifiers	Rotor Electric Co	\$177,469
GLWA-LS-1802970	Legal Representation General Mills Supply Company	Fausone & Grysko, PLC	\$175,801
GLWA-CON-268	Park - Merriman 24" Watermain	Salenbien Trucking & Excavating Inc	\$172,962
GLWA-CS-039	Units of Service for Non-Master Metered Customers	Black & Veatch Ltd Of Michigan	\$172,914
1902299	ITSM	Avante Solutions, Inc.	\$167,018
1902063 (GLWA-CS-2)	Ypsilanti Pump St. IMPROV Design	Brown and Caldwell LLC	\$164,964
2203543	Emergency - Install Spare EIMCO Unit & Rehab of Damaged Un	Titus Welding Company Inc	\$164,929
2102993	2102993 - 360Water Professional Svcs.	360water, Inc.	\$164,820
2100340	Elevator maintenance, Repair, & Service	KONE Inc	\$164,556
1803448	Parts & Repair Svcs. for Various Motors	Birclar Electric & Electronics LLC	\$163,936
1904738-5	Engage up to 6 instrumentation contractors for TOES	CEC Controls Company, Inc.	\$161,579
GLWA-CS-152	Route Alternatives Analysis & Design WWP to NE Trans Main	CH2M Hill Engineers Inc	\$161,554
2204172	Ontic - Protective Intelligence	Ontic Technologies, Incorporated	\$159,000
1904736	1904736 Pretreatment Software Mgmt. System	Aquatic Informatics Inc	\$155,331
2200417	Trimble Unity 3-year Subscription	Trimble Inc	\$152,600
2002908	WAM Systems Specialist expertise(CMMS)	David D. Taylor	\$152,390
2102864	Data-Driven Decision-Making Framework Water Transmission	Regents of the University of Mich.	\$150,897
2100771	Detection Human Sources of Fecal Contamination in Watershe	Wayne State University	\$150,624
2003340	Robicon 40 & 60 HP 454GT Drive Upgrades	Siemens Industry Inc	\$149,061
2101820	Enterprise wide document scanning	Global Solutions Group Inc.	\$148,367

Appendix C – FY 2023 Combined Contracts Invoiced.

Contract	Contract Title	Vendor	Amount
1904862	Geotab	Geotab USA, Inc.	\$140,462
2003492	Amend No.1 to Contract 1803437	Kennedy Industries Inc	\$139,460
2100330-8	8 2022 Job Order Contract	Commercial Contracting Corporation	\$139,432
1900455-2	2 Architectural, Engineering, & Design Service	WSP Michigan Inc.	\$139,022
2204326	96" Main Relocation, Isolation Valve Ins	RA Consultants, LLC	\$136,078
2101255	Belle Isle Seawall Rehab	Dean Marine & Excavating Inc.	\$135,917
1900646	Uniform Rental & Laundering for Water Supply Operations	Unifirst Corporation	\$135,060
2002492	Equipment Rental	United Rentals North America Inc	\$127,116
GLWA-CS-259	Concrete Test, Geotechnical Soil Borings & other	Somat Engineering Inc	\$126,722
2001595	Life Cycle Analysis of the GLWA	Regents of the University of Mich.	\$125,422
1904738-3	Engage up to six instrumentation contractors for TOES	Verve Industrial	\$122,910
2001434	Integration (RTC) Water Mgmt. Systems	Regents of the University of Mich.	\$120,218
2103401	Welding Supplies for Northeast	Metro Welding Supply Corporation	\$119,973
GLWA-PS-074	Oversight of CONST Contractors for WRRF (\$300,000.00)	Hugh Connolly	\$118,147
2002363	Printers for Print Shop	Xerox Corporation	\$117,639
2203891	Bonfire Support & API Integration Work - Renewal	Bonfire Interactive Ltd	\$117,000
2300336	CHEMICAL CONTAINMENT SPILL DETECTION PROJECT	W.S.I. Industrial Services, Inc.	\$114,500
2101423	2101423 Evaluation of Real-Time Bacteria Monitoring Tools	OHM Advisors	\$113,929
2203506	Legal Services	Beam, Longest & Neff, LLC	\$113,660
1802499	WWP HVAC IMPROV	HDR Michigan, Inc.	\$111,592
1164	Intrusion Alarm Maintenance for Security & Information Tech	D/A Central Inc	\$108,662
1802144	Government Relations & Legislative Representation	Dykema Gossett PLLC	\$108,470
2204928	Gull Abatement for the WRRF Properties	ScAir Force Falconry & Bird Abateme	\$104,460
2004471	Consult Svcs.	Public Sector Consultants	\$102,305
2202790	(WRRF) IMPROV Sludge Feed Pumps DeWatering Facilities	CDM Smith Michigan Inc	\$101,741
2001694	Water Residential Assistance Program Advisor	Public Sector Consultants	\$98,371
2101819	Service-Link (Work Force Mgmt. Syst.) Maintenance Agreement	West Coast Labour Systems Corp	\$97,623
2300094	Terrazzo Flooring Repairs	Boston tile and Terrazzo Company	\$96,315
1803077	Air Stack Emission Test for 8 incinerators	Alliance Technical Group	\$92,944
GLWA-LS-2100779	Highl& Park Appeal	Plunkett Cooney PC	\$91,993
2203353	GLWA Water Charges Methodology Consult Svcs.	Raftelis	\$89,854
2102512	Vendor Performance related to Yates Cider Mill	Zausmer, P.C.	\$89,388
2204633	Memberships	Info-Tech Research Group Inc	\$88,329
2200571	Emergency Repair of 18" SFE & 6" Secondary SFE Line at WRRF	Ric-Man Construction Inc	\$87,315
1902536	Refuse & recycling Svcs. various locations	Waste Management of Michigan Inc	\$86,888
2004284	EDS Dashboard Pilot Enhancements	Emerson Process Management	\$86,098
2100721	GLWA Security Uniforms & Supplies	Allie Brothers Inc	\$84,496
GLWA-CS-282	Design & CONST Assistance Svcs.	WSP Michigan Inc.	\$84,191
2002204	DEVELOPMENT OF NEW DASHBOARDS	Aquasight LLC	\$82,000
1905080	Facilitation & Project Mgmt. Svcs.	TWN Consulting LLC	\$81,600
GLWA-CS-257	Employee Benefits Broker Svcs.	Lockton Companies LLC	\$81,275
2104248	LIMS	HORIZON Lab Systems	\$78,138
2204590	Power Meter Install Svcs. at LH_WTP WTP	DES Electric LLC	\$76,836
2201969	(PO) Background Screening Consult	Plante & Moran PLLC	\$75,299
2201268	Compensation Study	HR Management Group Inc	\$75,081
2201913	Mgmt. Consult Svcs. (WRAP)	Plante & Moran PLLC	\$73,129
1900949	Member Partner Opt-In Program	Aquasight LLC	\$72,320
2104064	Pilot Plant Research, Collaboration & Renovation WWP	Wayne State University	\$72,130
2201077	Fence & Fence Repair, Gates, & Parking Control Devices	Nationwide Construction Group	\$72,119
2201559	Purchase & Install Modified Bucket Pins at Grit Collectors	Titus Welding Company Inc	\$71,292
2000092	Systems Planning	Wade Trim Associates Inc	\$65,621
2203399	Gauge-Adjusted Radar Rainfall (GARR)	Vieux & Associates Inc.	\$65,405
2002240	Crane Service Inspect.s & Repairs Water Plants & Pump St.s	Crane Technologies Group Inc	\$64,211
GLWA-LS-2000388	General Employment/Labor Matters	The Allen Law Group PC	\$64,084
GLWA-CS-160	General Eng. Svcs.	METCO Services Inc	\$62,333
1803447	1803447 Parts & Repair Svcs. for Various Motors	Integrated Power Services LLC	\$61,093
1804129	Schoolcraft Rd. 48 Inch Water Trans Main	Lakeshore Global Corporation	\$61,000
2001493	Roofing Maintenance, Repair, & Emergency Response Svcs.	Schreiber Corporation	\$60,052
1900217	CONST Agreement for GLWA sites	Future Fence Company	\$59,977
GLWA-LS-2102518	Real Property Matters	Zausmer, P.C.	\$56,457
2204670	Water Test Supplies & Reagents	Idexx Laboratories	\$54,969
2103091	7 Mile/Nevada & Garl&, Hurlbut, & Bewick projects.	Stantec Consulting Services Inc.	\$54,416
2202339	Modifications to Screen & Grit Conveyor #1	DE-CAL Inc	\$53,622
2102526	Learning Mgmt. System	Cornerstone onDemand Inc.	\$53,179
2002722	Svcs. Agreement (Technical Svcs. Agreement)	Siemens Industry Inc	\$51,750
SCO-1134	WWP Filter Upgrade WRRF DOO WWP Valve Master WRRF	Emerson Process Management	\$50,814
1803933	Extermination Svcs.	Rose Pest Solutions	\$50,468
2200348	Geotech Polymer Sludge Processing Complex A Basement	Havener Tech	\$49,950
2202321	Chlorination Facility Vault Waterproofing	Havener Tech	\$49,950
2103509	West Service Center Vibration Analysis	Mechanical Solutions, Inc.	\$49,350
1903098	Blanket with MiDeal contract no. 071B77000086	Truck & Trailer Specialties Inc.	\$49,322
1803437-2	2 Pump Repair for the Five Water Plants	Kerr Pump and Supply, Inc.	\$49,228

Appendix C – FY 2023 Combined Contracts Invoiced.

Contract	Contract Title	Vendor	Amount
2203141	Professional Svcs. Contract (Technical Svcs. Agreement)	Innomotics LLC	\$49,036
2003090	(DA) Gateway Software for a 90-Day Trial Period	Landis+Gyr Technology, Inc.	\$48,240
1905154	Maintenance & Repairs Clayton Steam Generators (4) Water P	Clayton Industries	\$47,628
GLWA-LS-221	Legal Representation, Consult & Advice	Attorney Eric V Smith PLC	\$47,623
2103276	Consult Svcs. FOR FEDERAL/STATE GRANTS	Tidal Basin Government Consulting	\$47,268
2200550	Assist/Assessing Affordability in Service Area	Raftelis	\$46,985
1903548	Gov Delivery Communications Cloud & Legistar	Granicus LLC	\$46,962
1803437-1	1 Pump Repair for the Five Water Plants	Kennedy Industries Inc	\$46,935
2001308	Vinyl Graphics Svcs. for GLWA Fleet & Facilities	FastSigns Detroit	\$46,135
2000779	Imagery Subscription	Nearmap US Inc.	\$45,000
2201523	ASTERRA leak detection	Asterra	\$45,000
2101260	Revere Dock Litigation - 5851 W Jefferson Ave, Detroit, MI	Lewis & Munday P C	\$43,845
2100360A	Cyanide & Ammonia Instruments	YSI Incorporated	\$43,086
2301097	Concrete Floor Repair at Chlorination & De Chlorination	Carlette Construction & Consulting	\$42,531
2100385A	Install of Pressure Transmitters	Advance Instrumentation Systems	\$42,300
1902151	PFAs Health & Ecological Impacts	Wayne State University	\$41,522
2002530	Midwest Valve v GLWA	Dickinson Wright PLLC	\$40,320
GLWA-LS-2102207	Legal June 25th & 26th, 2021 Rain Events	Schenk & Bruetsch PLC	\$39,839
GLWA-LS-2201015	GLWA v Highl& Park Industrial Pretreat Program Litigation	Dykema Gossett PLLC	\$39,537
2300908	AISC ESTIMATE: 1156 Water WORKS CHEMIC	Advance Instrumentation Systems	\$39,500
1804127	Thyssenkrupp Elevators PPM	Hach Company	\$39,310
2201070	SREEN HOUSE PROJECT SERVICE RENDERED	Advance Instrumentation Systems	\$37,538
2004712	Consult Svcs. for Various Outreach Initiatives	Bridgeport Consulting LLC	\$35,150
1902084	Project Mgmt. Assistance with Plante & Moran	Plante & Moran PLLC	\$34,668
GLWA-CS-060	Upgraded Sludge Conveyance Svcs. CIP 1257	Black & Veatch Ltd Of Michigan	\$34,410
2300745	Seagull Abatement Svcs.	ScAir Force Falconry & Bird Abateme	\$33,880
1901340	GLWA Employee Engagement Workplace Survey Subscription	Gallup Inc	\$33,488
2103919	Sludge Thickening Tank Repair - As-needed	Titus Welding Company Inc	\$33,137
2200243	Chemical Feed Pump Maintenance at Oakwood CSO Facility	HESCO Group Inc.	\$32,959
2103001	Specialized Utility Consult	4 Leaders LLC	\$32,259
2200365	Emergency Conveyors, Gearboxes, Pumps, & Other	RMF Nooter Inc	\$32,017
1901767	Newburgh Rd. Booster Pump St. IMPROV.	Brown and Caldwell LLC	\$32,000
GLWA-CS-018	Utility Billing & Cash Receipt Software	BS&A Software	\$31,808
2103970	Wastewater Treatment Assess., Training, & Certification Progi	Bay de Noc Community College	\$31,260
2202518a	Laboratory & Various Chemical Supplies	VWR International	\$29,751
1901566	GLWA Incinerator MACT MMM Emission Test Assistance	Incinerator Rx Corporation	\$29,400
2203345	Leib CSO: Front Entrance Gate Replace.	Industrial Fence & Landscaping Inc	\$29,059
2200008	Advisa - Predictive Index Renewal	The Predictive Index LLC	\$29,000
2202675	Chlorine Storage Room Calibration Project	Advance Instrumentation Systems	\$29,000
2300181	Rewiring of WRRF External Pole Lighting	DES Electric LLC	\$28,690
2001236	Industrial Lubricant Inventory lends Warehouses	Eastern Oil Company	\$28,510
2200670	Evaluation of Flow Cytometry for Drinking Water Applications	Wayne State University	\$28,252
2200367	Seagull Control Svcs.	American Falconry Services LLC	\$28,000
2102672	Trusted Advisors for up to 250 hours	SkyNorth Software	\$27,563
2004315	SIDRIVE IQ Svcs.	Siemens Industry Inc	\$26,800
2100234	Large scale (Grid) sampling for E.coli	Alliance of Rouge Communities	\$25,993
2203808	Rack & Grit Lighting Rework	Rotor Electric Co	\$25,985
2102587	Water Administration and General Expense	Tidal Basin Government Consulting	\$25,936
1904710	Occurrence & Fate of Microplastics	Wayne State University	\$25,825
2200545	Renovate 3rd floor of WRRF New Administration Bldg. (NAB)	Albert Kahn Associates Inc.	\$25,500
2202200	Infrared Component & Socket Aeration Tank 14, 15, 16, 17 & 1	Electrical Industries	\$25,500
2103733	Virtual Tour, Laser, & Unmanned Aerial Vehicle Scanning Svcs	Wade Trim Associates Inc	\$25,090
2100570	Consult Risk & Process Safety Mgmt. Program (RMP/PSM)	Process Improvement Institute Inc.	\$25,020
1904716	1904716 Member Outreach Advisor	Project Innovations Inc	\$24,610
2001402	2001402, Surveillance of SARS CoV-2 in Detroit Wastewater	Michigan State University	\$24,383
2004493	MV VFD PPM Svcs., Leak Repairs, & DCS Verification	Siemens Industry Inc	\$24,332
SCO-1133	Capturis: Utility Billing Mgmt. Svcs. - Contract #1133	Capturis	\$24,243
1903519	Filter Transmitter Replace	TS Systems, Inc.	\$24,075
2204068	24 Passenger shuttle bus service	Lavdas Limousines	\$24,000
2204897	Consult Svcs.	B&R Consultants	\$24,000
2203102	Prefect Cloud Platform Purchase	Prefect Technologies, Incorporated	\$23,990
2002947	Renovation 4th Floor at WRR	Albert Kahn Associates Inc.	\$23,377
1904024	WWP Water Treatment Facility Public Tour Signage	Ideation Orange	\$23,000
2101151	OnBase EP4 Upgrade	i3-ImageSoft	\$22,788
2101929	Install & Furnishing of Shades	The Sheer Shop Inc.	\$22,785
2000322	Furniture & Equipment Moving Svcs.	Rose Moving & Storage Co. Inc.	\$22,340
1903808	Ethics & Compliance Hotline Svcs. (RFB)	Calls Plus	\$22,025
1900455-1	1 Architectural, Engineering, & Design Service	SDG Associates, LLC	\$21,932
2203975	Rack & Grit Lighting Rework	Rotor Electric Co	\$21,677
GLWA-CS-2102199	Legal Svcs. - Expert Witnesses	Brown and Caldwell LLC	\$20,665
2203915	Real Estate Matters	Rosati, Schultz, Joppich &	\$20,606
1900107	General Mill Supply Co v. GLWA & City of Detroit	Kopka Pinkus & Dolin PC	\$20,217

Appendix C – FY 2023 Combined Contracts Invoiced.

Contract	Contract Title	Vendor	Amount
2001574	Sympro Debt Mgmt. Software	Emphasys Software	\$20,157
1900169	Biological Phosphorus Removal Pilot	Regents of the University of Mich.	\$20,025
2204228	(WRAP) Administrator UWSEM	United Way for Southerastern MI	\$20,000
1803876	Renew InfoTech Subscription	Info-Tech Research Group Inc	\$19,612
CS-115	Background Screening Svcs.	HireRight, LLC	\$19,567
1902110	Technical Consult Svcs. for the transition of auditors.	Rehmann Robson	\$19,460
2200621	JIT Process Workshop	Plante & Moran PLLC	\$19,143
1902059	Transport & Fate of Nutrients in Biosolids at WRRF	Michigan State University	\$19,141
2103659	Plunkett Cooney, P.C. Legal Svcs.	Plunkett Cooney PC	\$18,925
2004445	Addendum No.1 Lerch Bates Co op	Lerch Bates, Inc.	\$18,600
2103137	Blanket	Paragon Laboratories Inc	\$18,154
2104330	1 Year Pipe Repairs	RJ Stacey LTD	\$18,000
2203032	Build & Dismantle Temporary Platform	Electrical Industries	\$18,000
2004700	Executive & Managerial Training for Water Operations	Project Innovations Inc	\$17,825
1904373	Incinerator Fuel Train Syst. Inspect. & Safety Checks	Industrial Furnace Co Inc	\$17,250
2202674	Water Works Chlorine Flow Meter Feeder Room Calibration	Advance Instrumentation Systems	\$17,000
2301266	Polyurethan Injection Grouting Leak Stopping Hubbell CSO	Havener Tech	\$17,000
2201341	Abatement Mold, Asbestos, Materials, & 3rd Party Test	Global Green Service Group	\$16,877
2104348	360Water Software	360water, Inc.	\$16,800
2203592	PPM & QA Performance Audit Support	Teledyne Leeman Labs	\$16,788
2003851	CDL Test & Training for 'B' & 'A'	Bert's Testing & Training Services	\$16,640
2203947	Replace of Heating & Cooling Coils	Core Mechanical, Inc.	\$16,537
GLWA-CS-301	General Eng. Svcs.	Sigma Associates Inc	\$16,279
2300872	Consult Svcs. to support FEMA Insurance Claims	FK Engineering Associates	\$15,574
2100712	Digital Imaging Svcs. for Documents Located at WRRF/CSO	Digital Science Group LLC	\$15,481
2102225	Svcs. for Biotage Horizon 3100 & 5000 Laboratory Instrument	Biotage LLC	\$14,945
2103059	PPM & Repair Service for the Three Deionized Water Syst.	Evoqua Water Technologies LLC	\$14,770
GLWA-PS-246	Administrative Consent Order for WWTP	Robert M Kowal	\$14,400
2103268	Svcs. Agreement for Two Quick Trace M7600 Mercy Analyzers	Teledyne Leeman Labs	\$14,274
2300354	Stone Topping over Existing Stone Rd.	Davenport Brothers Construction Co.	\$13,800
2101321	Lighting & electrical supplies MiDeal	Graybar Electric Company	\$13,057
2300246	Environmental Social Governance Program (ESG)	Plante & Moran PLLC	\$12,845
2202942	Pump St. Lift Pumps Rehab Other	PMA Consultants LLC	\$12,493
1802860	Legal Representation	Plunkett Cooney PC	\$12,299
2004507	Legal Rep., Consult & Advice General Employment Matters	Miller Canfield Paddock & Stone PLC	\$12,182
2200643	Sodium Hypochlorite Tank Repairs at Conner Creek CSO Facili	Havener Tech	\$12,000
2102829	Alum VFD 20.01 Service Call & Training	Intelligent Systems Group LLC	\$11,928
2002514	MIDeal Contract - IT Asset Disposal Svcs.	Re-Source Partners	\$11,430
GLWA-LS-2101689	Environmental Matters	Dykema Gossett PLLC	\$11,318
1901968	1901968 Mat Rental Svcs.	Action Mat & Towel Rental	\$11,152
2200244	Hubbell-Southfield CSO Install of An Exhaust Fan	Dunbar Mechanical, Inc.	\$10,866
2004666	Conner Creek Canal Dike IMPROV	M-K Construction Company Inc.	\$10,680
2002823	Digital Records Conversion - WRRF/CSO Documents	Digital Science Group LLC	\$10,579
1901904	CSO - Control Basins Operations	GHD Services Inc.	\$10,475
GLWA-CON-234	Conner Creek CSO Basin Urgent Rehab	Weiss Construction Co LLC	\$10,299
2203846	Mgmt. of a 501(c)(6) Mid-West Biosolids Organization.	Kevin Burke III	\$10,000
2000014	Hurlbut Memorial Gate Architectural Svcs.	Quinn Evans	\$9,450
2300624	Personal Svcs.	Michael Gould	\$9,299
2102174	Volatile Fatty Acids Analysis	Wayne State University	\$8,980
1902433	(Emergency) Generator Maintenance & Repair	Michigan CAT	\$8,897
2000299	Floor Covering Supply & Install Svcs.	SCI Floor Covering Inc.	\$8,839
2102007	Stationary Generator Repair & Maintenance	Wolverine Power Systems	\$8,813
2103347-4	2023 TOES Eng. Svcs.	Hazen and Sawyer	\$8,045
2202291	Comprehensive Professional Development Classes	CLE Strategic Solutions LLC	\$8,000
1901155	Drinking Water Monitoring Network	Environmental Consulting	\$8,000
GLWA-CS-141	Family & Medical Leave Act Svcs.	FMLASource Incorporated	\$7,965
GLWA-LS-2102450	June 25-26, July 2-3, July 16 & July 24, 2021 Rain Events	Collins & Collins Law PC	\$7,960
1903753	PPM, Lab Supplies & Repairs for Microtox & Deltatox Analyzer	Modern Water Inc.	\$7,796
1803821	Trimble Unity Implementation	Trimble Inc	\$7,680
2003057	Water & Sewer Svcs. to the City of Dearborn	Fausone & Grysko, PLC	\$7,582
2200664	Purchase & Install Distilled Water Maker	Evoqua Water Technologies LLC	\$7,039
GLWA-LS-2102331	June 25-26, July 2-3, July 16 & July 24, 2021 Rain Events	Kerr, Russell and Weber, PLC	\$6,660
2002349	Maintenance, Repair, Service & Supply for GLWA Fleet	Michigan CAT	\$6,590
2102464	(HVAC) Bldg. & Mechanical System	Dunbar Mechanical, Inc.	\$6,369
2100041	Fire Alarm, Fire Sprinkler, Fire Extinguisher Maint. & Repair	Johnson Controls Fire Protection LP	\$6,218
2201518	IBM Cloud Pak for Data as a Service	LPA Software Solutions, LLC	\$6,000
2203945	Trace Test of Mercury, Copper, TOC & P	Trace Analytical Laboratories Inc	\$5,969
2100013	Target Solutions	TargetSolutions Learning, LLC	\$5,915
2100588	Blanket for Masonry Supplies & Tools.	Boomer Construction Materials	\$5,424
2102560-1	Car Rental	Enterprise Holding Inc.	\$4,811
2202701	Planning strategies for evaluating risk	ESPRI	\$4,725
1900318-2	Eng. Svcs. for GLWA (all sites) - 6 vendors total	Black & Veatch Ltd Of Michigan	\$4,549

Appendix C – FY 2023 Combined Contracts Invoiced.

Contract	Contract Title	Vendor	Amount
2002059	Br& Name Tires, Forklift, Front-End Loader Tires & Other Equ	Tredroc Tire Services, LLC	\$4,358
1803422	Iron Mountain Storage for FR&A & Treasury	Iron Mountain	\$4,272
2001549	Legal Repr., Consult 14 Mile Water Supply Redundancy Project	Zausmer, P.C.	\$4,269
2103086	Removal & Abatement of Hazard Materials	Norkan Inc	\$4,226
2300684	Provide legal representation, consultation	Butzel Long PC	\$4,200
GLWA-LS-2101474	Legal Svcs.	Plunkett Cooney PC	\$4,068
1803594	PM Svcs. for all of the CSO Facilities	HESCO Group Inc.	\$4,030
2101258	Geo tab installing & repair of geo tabs	SGN Mobile Electronics	\$3,973
2301288	Stone Topping at St. Aubin CSO	Davenport Brothers Construction Co.	\$3,950
2002275	Stationary Generator Repair & Maintenance	Wolverine Power Systems	\$3,831
2300920	Amend No. 2 to GLWA-LS-294	Dickinson Wright PLLC	\$3,788
GLWA-CS-233	Lexisnexis Subscription Agreement	LexisNexis	\$3,583
2300265	Consult Svcs. for GLWA Conner Creek Pump St.	Behnke Pump Technologies, LLC	\$3,355
2101113	Audit Svcs. for Process Safety Mgmt. (PSM) & Risk Mgmt. Plan	NTH Consultants Ltd	\$3,170
1903684	Grit Removal Optimization - Grit Sampling & Characterization	Hazen and Sawyer	\$3,036
2202737	Modeling Impacts of Loss of Power System Resilience	Regents of the University of Mich.	\$2,895
2003099	PMP for CSF, WWB & WRRF	Macomb Mechanical Inc	\$2,803
GLWA-LS-1905017	LS-1905017 General ODMatters	Plunkett Cooney PC	\$2,788
2000382	Mgmt. Consult Svcs. for Fleet Implementation Support	Plante & Moran PLLC	\$2,644
2103134	Emergency Geotechnical Svcs.	FK Engineering Associates	\$2,545
2101259	Attorney for IT Negotiations	Schuster Law PLC	\$2,491
GLWA-CS-077	Occupational Health Svcs.	Henry Ford Health System	\$2,378
2001970	Blanket towing Svcs. for all GLWA vehicles	L.I.J.B.S. Enterprises, LLC	\$2,205
GLWA-LS-2200276	2021 & 2022 14 Mile Rd. Watermain break claims	Rosati, Schultz, Joppich &	\$1,450
1902806	Trained Field Engineer for Actuator Svcs.	Process Control Services Inc	\$1,425
2202412	PM Service of Balances, Autoclaves, & Microscopes	Tobys Instrument Shop Inc	\$1,355
GLWA-CS-291	General Eng. Svcs.	Alfred Benesch & Associates	\$1,309
1900230	Hardware warehouse items (2 year contract)	Black Anvil Construction Supplies	\$1,242
1802659	Legal representation, Consult & advice- Jackson Lewis, P.C.	Jackson Lewis P.C.	\$1,110
1900227	Electrical warehouse items (2 year contract)	MSC Industrial Supply Company	\$1,106
2004251	Maintenance & Repairs on GLWA Specialty Fleet	Bell Equipment Company	\$1,070
1900355	Plumbing warehouse items (2 year contract)	Grainger	\$892
2101630	GLWA Payment Portal Project	PaymentVision	\$880
1803350	Service Charge Consult Svcs.	Hupp Consulting LLC	\$405
2200950	Water Treatment Svcs. for LH_WTP WTP	Nalco Water	\$388
GLWA-LS-2102598	June & July 2021 Rain Events	Dickinson Wright PLLC	\$280
1900356	Safety warehouse items (2 year contract)	Grainger	\$186
GLWA-LS-1903626	Legal Contract: General Employment /Labor Matters	Starr Butler, PLLC	\$96
2102397	Tiles, Cutting Tools & Accessories	Dal-Tile Distribution	\$84
2101040	Blanket Welding Supplies	Metro Welding Supply Corporation	\$56
1900250	Industrial Lubricant Warehouse Items for two years	MSC Industrial Supply Company	\$38
1900357	Tool warehouse items (2 year contract)	Grainger	-\$818
Grand Total			\$420,515,870

Appendix D – FY 2023 Combined Vendors paid by Invoice

Vendor	Invoice Count	PO Count	Contract Count	Amount
Lakeshore Global Corporation	157	12	12	\$49,594,844
DTE Energy	4488	0	0	\$46,999,530
Ric Man/Clark Joint Venture	22	1	1	\$37,994,052
Kokosing Industrial Inc.	46	4	4	\$23,253,380
Kiewit Infrastructure Co	17	1	1	\$21,654,185
Commercial Contracting Corporation	65	10	10	\$16,466,269
Weiss Construction Co LLC	97	11	9	\$15,990,184
New England Fertilizer Company	13	1	1	\$15,525,159
Ballard Marine Construction LLC	28	2	2	\$14,825,640
Pullman SST, Inc.	51	4	4	\$14,807,771
Ric-Man Construction Inc	31	3	3	\$14,536,144
AT&T	289	2	0	\$14,394,557
Board of Water Commissioners	43	0	0	\$13,399,484
Jay Dee Contractors Inc.	43	3	3	\$13,013,520
State of Michigan - Natural Gas	12	0	0	\$11,869,483
Inland Waters Pollution Control Inc	25	2	2	\$8,142,129
AECOM Great Lakes, Inc	41	3	3	\$7,846,722
Marsh USA Inc.	46	1	1	\$7,048,935
Brown and Caldwell LLC	70	8	7	\$6,915,873
Lanzo Construction Co., Florida	28	1	1	\$6,892,526
Arcadis of Michigan LLC	63	5	5	\$5,438,656
Mobile Dredging & Video Pipe Inc	8	1	1	\$5,405,032
Oscar Renda Contracting Inc	13	1	1	\$5,402,484
JCI Jones Chemicals Inc	152	11	2	\$5,329,041
Hazen and Sawyer	51	7	7	\$4,927,778
PCI LLC	62	7	5	\$4,796,021
Jacobs Consultants, Inc.	17	2	2	\$4,744,696
Linde Inc.	67	1	1	\$4,530,235
CDM Smith Michigan Inc	42	6	6	\$4,520,793
Chemtrade Chemicals US LLC	565	5	0	\$4,358,441
PVS Nolwood Chemical Inc	329	8	1	\$4,068,898
Wade Trim Associates Inc	124	5	5	\$4,038,610
Clark Construction Company	16	2	2	\$3,861,398
Enterprise Fleet Management	13	1	1	\$3,849,511
Johnson Controls Inc.	163	6	3	\$3,805,661
Kemira Water Solutions	432	2	0	\$3,714,800
Detroit Water and Sewerage	43	5	1	\$3,696,241
Dan's Excavating Inc.	12	1	1	\$3,142,857
Mark Anthony Contracting, Inc	12	1	1	\$3,067,193
Pencco, Inc.	157	8	0	\$2,995,633
FK Engineering Associates	45	6	6	\$2,978,905
HDR Michigan, Inc.	55	3	3	\$2,899,565
Burns & McDonnell Michigan Inc.	43	2	2	\$2,800,758
Allied Building Service Co. Detroit	15	1	1	\$2,719,789
LimnoTech	19	2	2	\$2,457,655
DXC Technology Services LLC	15	1	1	\$2,340,672
Noresco LLC	11	1	1	\$2,196,815
Alight Solution LLC	31	1	0	\$2,124,502
PMA Consultants LLC	20	3	2	\$2,043,449
Univar USA Inc	61	5	0	\$2,023,594
Barton Malow Company	14	1	1	\$2,011,440
Brown and Caldwell Constructors	13	1	1	\$1,880,240
Northwest Pipe Company	6	1	1	\$1,874,235
Kennedy Industries Inc	57	34	4	\$1,845,842
Major Contracting Group	6	1	1	\$1,842,449
Detroit Pump & Mfg Co	57	42	1	\$1,714,814
Motor City Electric Co	36	5	1	\$1,710,766
Grainger	1475	1148	3	\$1,608,340
Workday	9	1	1	\$1,602,238
Walsh Construction Company	11	1	1	\$1,585,485
Hydromax USA LLC	12	1	1	\$1,574,110
Polydyne Inc	188	5	0	\$1,563,732
GDI Services Inc	149	2	1	\$1,308,058
Premier Group Associates LC	305	7	2	\$1,278,782
Dell Computer Corporation	22	7	1	\$1,214,916
CDW Computer Centers Inc	102	60	0	\$1,211,207
ThermalNetics LLC	10	1	1	\$1,077,000
Systems Specialties	66	28	1	\$1,031,842
J&S Valve, Inc	1	1	1	\$1,013,137
Flowserve US Inc	2	1	0	\$995,698
Rotor Electric Co	14	6	4	\$979,286

Appendix D – FY 2023 Combined Vendors paid by Invoice

Vendor	Invoice Count	PO Count	Contract Count	Amount
W C Ducomb Company	49	45	0	\$920,283
DE-CAL Inc	15	3	2	\$884,924
J F Cavanaugh Company	5	1	1	\$824,400
M.L. Chartier, Inc.	2	1	1	\$822,159
Applied Science Inc	17	2	2	\$811,039
The Foster Group LLC	20	3	1	\$777,500
Access Interactive	26	2	1	\$764,987
Crystal Flash, Inc.	254	2	2	\$740,970
Dell Marketing LP	3	2	1	\$736,993
The Christman Company	5	1	1	\$709,813
Bridgeport Consulting LLC	23	2	2	\$707,740
Aquasight LLC	14	3	3	\$691,489
Dykema Gossett PLLC	63	4	4	\$687,459
Verizon	34	0	0	\$666,816
Slalom, LLC	14	1	1	\$659,100
NEXGEN Asset Management	9	1	1	\$643,125
Dickinson Wright PLLC	27	6	4	\$633,128
CH2M Hill Engineers Inc	14	2	2	\$621,602
Waste Management of Michigan Inc	530	18	2	\$617,103
Hach Company	259	74	2	\$574,241
Experis US Inc	83	5	0	\$549,173
PFM Financial Advisors LLC	14	3	1	\$546,916
Water Research Foundation	2	2	0	\$544,466
Magnolia River Services Inc.	11	1	1	\$537,181
Robert Half Finance & Accounting	133	15	0	\$525,629
Titus Welding Company Inc	17	4	4	\$511,008
PVS Technologies Inc	13	1	0	\$508,803
Ceridian HCM Inc	24	1	1	\$498,264
Fluid Process Equipment	6	4	0	\$495,777
State of Michigan	19	0	0	\$491,826
Family Associates, LLC	13	1	1	\$489,855
Motor City Pipe & Supply Co	342	281	0	\$488,694
Outbound Technologies, Inc.	5	1	1	\$478,934
City Of Allen Park	13	0	0	\$473,634
Integrated Power Services LLC	12	2	2	\$461,104
Mersino Dewatering Inc	1	1	0	\$460,000
DHT Transport	54	1	1	\$443,034
Schreiber Corporation	14	3	2	\$442,182
Fleishman Hilliard Inc	20	2	1	\$441,825
HESCO Group Inc.	38	26	3	\$435,989
Madison Electric Company	72	61	0	\$429,236
Regents of the University of Mich.	46	6	5	\$419,778
CDM Michigan, Inc	12	1	1	\$416,308
Plante & Moran PLLC	37	7	7	\$414,886
NTH Consultants Ltd	19	2	2	\$410,173
Preventive Maintenance Technologies	269	3	1	\$409,669
Johnson Controls Fire Protection LP	16	4	2	\$408,665
Interior Environments LLC	26	1	1	\$405,748
Siemens Industry Inc	35	16	4	\$403,720
Mcnaughton Mckay Electric Company	202	136	0	\$400,981
Ferndale Electric Company Inc	6	4	1	\$388,104
D/A Central Inc	153	3	2	\$387,533
TK Elevator Corporation	40	7	1	\$381,395
American Gear & Engineering, Inc	19	8	1	\$376,970
Data Consulting Group Inc	23	5	0	\$374,540
JGM Valve Corporation	25	25	0	\$374,383
DES Electric LLC	8	3	3	\$371,358
Oracle America Inc	11	5	0	\$358,681
Evoqua Water Technologies LLC	24	13	2	\$357,283
OpTech	36	7	0	\$344,160
Epitec Inc	129	3	0	\$337,098
Zausmer, P.C.	42	4	4	\$331,948
Wayne State University	40	6	6	\$327,334
Waterfont Terminal Holdings LLC II	1	0	0	\$325,000
Fishbeck	13	1	1	\$321,274
VWR International	864	30	2	\$313,572
PeopleGro LLC	12	1	1	\$308,450
MetalFab Inc	35	34	0	\$305,192
Secure Door LLC	97	2	1	\$300,806
Crane Technologies Group Inc	98	2	2	\$290,477
PMA Management Corp	21	1	1	\$288,918
Idexx Laboratories	71	24	2	\$285,775

Appendix D – FY 2023 Combined Vendors paid by Invoice

Vendor	Invoice Count	PO Count	Contract Count	Amount
Welding Concepts Training Inc	34	1	0	\$282,500
CCH Tagetik	14	2	1	\$273,473
The Allen Law Group PC	51	2	2	\$273,012
Moody's Investors Service Inc	1	1	0	\$262,000
Rickman Enterprise Group LLC	14	1	1	\$256,120
Phoenix Environmental Inc	18	5	1	\$254,949
METCO Services Inc	14	2	2	\$250,150
Broadspire Services Inc	27	1	1	\$250,098
ESRI Inc.	1	1	1	\$250,000
Eastern Oil Company	39	30	1	\$247,782
United States Geological Survey	2	1	1	\$247,600
Metro Welding Supply Corporation	324	19	2	\$247,266
Dubois-Cooper Associates Inc	4	4	0	\$243,161
RS Technical Services Inc	71	59	0	\$242,959
American Water Works Association	1	1	0	\$236,249
OSIsoft LLC	3	3	0	\$233,896
A/C Service & Repair Inc.	4	4	0	\$232,392
Ram Construction Services of Michig	4	1	1	\$227,929
PFM Asset Management LLC	12	2	1	\$226,774
Fitch Ratings Inc	3	2	0	\$226,000
Trimble Inc	13	8	2	\$223,769
WSP Michigan Inc.	10	2	2	\$223,213
Hubbell, Roth & Clark, Inc.	6	1	1	\$221,615
OHM and WSP, A Joint Venture	11	1	1	\$219,127
Staples Business Advantage	970	0	0	\$216,684
SEMCO Energy	12	0	0	\$214,831
Alfa Laval Inc	13	13	0	\$214,042
Marra Services Inc	8	1	1	\$212,281
Black & Veatch Ltd Of Michigan	15	3	3	\$211,873
GALCO Industrial Electronics	51	37	0	\$211,039
People Driven Technology	5	1	0	\$209,337
Premier Safety	59	44	0	\$206,857
Baker Tilly US LLP	9	2	1	\$205,075
Lubrication Engineers Inc.	31	22	0	\$202,493
The Macomb Group Inc	96	70	0	\$200,955
Public Sector Consultants	24	2	2	\$200,676
Salenbien Trucking & Excavating Inc	3	1	1	\$199,769
Employee Reimbursement	677	0	0	\$192,108
Cintas	713	43	0	\$187,485
W.S.I. Industrial Services, Inc.	12	4	1	\$187,000
Concentra Medical Centers	98	1	0	\$186,613
Fausone & Grysko, PLC	23	2	2	\$183,383
NavVis US, Incorporated	2	1	1	\$182,275
360water, Inc.	3	2	2	\$181,620
Allingham Corporation	35	9	0	\$180,375
Oscar W Larson Company	3	2	0	\$177,591
Capp USA	35	33	0	\$172,630
Advance Instrumentation Systems	9	6	5	\$171,698
Avante Solutions, Inc.	22	1	1	\$167,018
KONE Inc	9	1	1	\$164,556
Birclar Electric & Electronics LLC	7	2	1	\$163,936
Sulco Chemicals Limited	20	1	0	\$163,055
Hart EMS Medical Services PLLC	15	1	0	\$161,550
Ontic Technologies, Incorporated	1	1	1	\$159,000
JMK Engineering, Inc	24	1	0	\$158,532
DLT Solutions LLC	5	5	0	\$157,748
Aquatic Informatics Inc	3	1	1	\$155,331
CEC Controls Company, Inc.	9	1	1	\$154,089
MSC Industrial Supply Company	335	198	2	\$154,050
Aquafit Chlorination System LLC	10	10	0	\$153,250
David D. Taylor	51	1	1	\$152,390
Yates Industries Inc	24	7	0	\$150,898
Global Solutions Group Inc.	3	1	1	\$148,367
Amazon Web Services Inc	13	3	0	\$145,664
S&P Global Ratings	2	1	0	\$144,000
Havener Tech	5	5	4	\$141,650
United Rentals North America Inc	103	3	1	\$140,482
Geotab USA, Inc.	17	1	1	\$140,462
Laird Plastics	9	6	0	\$138,423
ScAir Force Falconry & Bird Abateme	6	2	2	\$138,340
Emerson Process Management	4	2	2	\$136,912
Raftelis	17	2	2	\$136,839

Appendix D – FY 2023 Combined Vendors paid by Invoice

Vendor	Invoice Count	PO Count	Contract Count	Amount
RA Consultants, LLC	3	1	1	\$136,078
Unifirst Corporation	586	1	1	\$135,060
Federal Pipe & Supply Co Inc	132	103	0	\$134,623
JWC Environmental Inc.	3	3	0	\$132,516
Plunkett Cooney PC	37	5	5	\$130,072
EJ USA Inc	33	18	0	\$128,163
Somat Engineering Inc	8	1	1	\$126,722
Verve Industrial	4	1	1	\$122,910
Gabriel Novac & Associates Ltd.	2	2	0	\$122,350
Dean Marine & Excavating Inc.	14	1	1	\$122,325
SE Michigan Council of Governments	2	2	0	\$118,584
Hugh Connolly	12	1	1	\$118,147
Genesee County Drain Commissioner	1	1	0	\$118,000
Xerox Corporation	66	1	1	\$117,639
MacAllister Machinery Co Inc	20	10	0	\$117,503
Smartsheet Inc	1	1	0	\$117,000
Bonfire Interactive Ltd	1	1	1	\$117,000
Solarwinds	2	2	0	\$116,628
City of Melvindale	27	0	0	\$115,272
OHM Advisors	10	1	1	\$113,929
Beam, Longest & Neff, LLC	17	1	1	\$113,660
Consumers Energy	101	0	0	\$111,884
Gilson Engineering Sales	4	2	0	\$110,131
Electrical Industries	4	4	2	\$108,945
Info-Tech Research Group Inc	2	2	2	\$107,941
HI Controls LLC	7	7	0	\$105,776
Vieux & Associates Inc.	16	3	1	\$105,155
M-K Construction Company Inc.	2	1	1	\$104,475
EBARA Pumps Americas Corporation	2	2	0	\$103,343
Christy Glass Company, Inc.	10	2	0	\$98,381
West Coast Labour Systems Corp	2	1	1	\$97,623
Boston tile and Terrazzo Company	2	1	1	\$96,315
Bell Equipment Company	2	2	1	\$95,540
Alliance Technical Group	2	1	1	\$92,944
Michigan.com	5	5	0	\$92,909
FranklinCovey Client Sales Inc.	1	1	0	\$90,950
Powell Fabrication & Manufacturing	3	2	0	\$89,447
Merrick Industries Inc.	2	2	0	\$88,656
National Association of Clean Water	1	0	0	\$86,205
Allie Brothers Inc	347	1	1	\$84,496
Catch Transport, LLC	6	1	0	\$81,840
AT&T CWO	1	0	0	\$81,838
TWN Consulting LLC	12	1	1	\$81,600
Lockton Companies LLC	12	1	1	\$81,275
Zones Inc	1	1	0	\$80,666
Merit Laboratories Inc	98	9	0	\$79,589
Nearmap US Inc.	2	2	1	\$78,835
HORIZON Lab Systems	7	1	1	\$78,138
Schneider Electric Systems USA Inc.	4	4	0	\$75,092
HR Management Group Inc	9	1	1	\$75,081
Hydra-Tech Pumps LLC	3	3	0	\$74,917
Kerr Pump and Supply, Inc.	5	4	1	\$74,330
Communications Professionals Inc	20	20	0	\$73,803
Homrich	11	1	0	\$73,389
Tidal Basin Government Consulting	16	2	2	\$73,204
RMF Nooter Inc	4	3	1	\$72,897
Circuit Breaker Sales Co., Inc.	7	2	0	\$72,225
CSX Transportation	13	0	0	\$72,162
Nationwide Construction Group	22	1	1	\$72,119
Park Rite Inc	13	1	0	\$70,800
Fort Gratiot Charter Township	4	0	0	\$70,234
US Bank	17	8	0	\$69,750
Durawear Glove & Safety Co. Inc.	15	13	0	\$69,142
Professional Pump Inc	5	2	0	\$68,781
Actuator Specialties	6	6	0	\$68,483
Robinson Fans Incorporated	1	1	0	\$67,211
Jack Doheny Companies Inc	24	12	0	\$64,798
Intelligent Systems Group LLC	2	2	1	\$61,508
EH Wachs	2	2	0	\$61,465
Lavdas Limousines	27	2	1	\$61,440
Motion Industries Inc	19	18	0	\$60,546
Clayton Industries	28	7	1	\$59,979

Appendix D – FY 2023 Combined Vendors paid by Invoice

Vendor	Invoice Count	PO Count	Contract Count	Amount
Future Fence Company	17	1	1	\$59,977
Carus Corporation	1	1	0	\$59,766
Miss Dig System Inc.	1	1	0	\$59,256
Gray Matter Systems LLC	3	2	0	\$59,000
Ideation Orange	6	3	1	\$58,815
Wadsworth Solutions Northwest	4	4	0	\$57,854
Detroit Salt Company LLC	6	2	0	\$57,719
Truck & Trailer Specialties Inc.	15	2	1	\$57,141
Macomb Mechanical Inc	21	5	1	\$56,809
Alro Steel Corporation	5	5	0	\$55,616
Aston Carter Inc.	33	4	0	\$54,621
Stantec Consulting Services Inc.	3	1	1	\$54,416
Brentwood Industries Inc	2	2	0	\$54,378
Charter Townshiip of Clinton	1	0	0	\$53,888
Great Lakes Electric Company, Inc	7	5	0	\$53,462
Binkelman Corporation	34	31	0	\$53,302
Cornerstone onDemand Inc.	1	1	1	\$53,179
Fred's Key Shop	19	3	0	\$52,265
Sehi Computer Products Inc	5	4	0	\$51,387
Moss Telecommunications Services	3	2	0	\$51,212
Rose Pest Solutions	46	2	1	\$50,843
City of Dearborn	27	0	0	\$50,509
Innomotics LLC	2	2	1	\$50,050
EMC Corporation	3	3	0	\$50,009
Mechanical Solutions, Inc.	2	1	1	\$49,350
Albert Kahn Associates Inc.	3	2	2	\$48,877
Carahsoft Technology Group	1	1	0	\$48,543
Landis+Gyr Technology, Inc.	1	1	1	\$48,240
Attorney Eric V Smith PLC	12	1	1	\$47,623
Thermo Electron North America LLC	6	2	0	\$47,542
Atlantic Coast Polymers Inc	1	1	0	\$47,520
Granicus LLC	1	1	1	\$46,962
Owl Cyber Defense Solutions	1	1	0	\$46,675
FastSigns Detroit	30	1	1	\$46,135
Pumps & Systems Inc	3	3	0	\$45,783
Ingersoll Rand Company	8	6	0	\$45,277
Linkedin Corporation	2	2	0	\$45,184
Advanced Machine & Engineering Co	2	1	0	\$45,095
Asterra	1	1	1	\$45,000
Nuair Fluid Power Inc	5	5	0	\$44,675
Imperial Dade Paper & Bag	62	1	0	\$44,123
Lewis & Munday P C	18	1	1	\$43,845
Michigan State University	5	2	2	\$43,524
YSI Incorporated	8	1	1	\$43,086
America's Green Line	5	1	0	\$42,939
Best Aire Compressors Services Inc	11	9	0	\$42,698
Carlette Construction & Consulting	1	1	1	\$42,531
Project Innovations Inc	25	2	2	\$42,435
Serra Works of Farmington Hills LLC	1	0	0	\$42,400
Carlson-Dimond & Wright Inc	17	15	0	\$42,055
Schenk & Bruetsch PLC	14	1	1	\$39,839
Midwest Municipal Instrumentation	8	7	0	\$39,567
Biotage LLC	10	3	1	\$39,253
Skyworks LLC	1	1	0	\$38,936
RJ Stacey LTD	3	2	1	\$37,800
Abraxis Inc	2	2	0	\$37,365
RedVector.com LLC	1	1	0	\$37,220
Beasley Media Group LLC	11	1	0	\$37,000
Motorola Solutions Inc.	2	1	0	\$35,947
USA Bluebook - Main	14	6	0	\$35,469
Herc Rentals Inc.	28	4	0	\$34,884
Canon Solutions America Inc	24	2	0	\$34,645
Midwest Air Filter Inc	37	31	0	\$34,436
SkyNorth Software	9	2	1	\$34,395
Dani's Transport	4	1	0	\$34,365
William Cooper and Debra Cooper	1	0	0	\$33,859
Veolia Water Technologies Canada	1	1	0	\$33,853
Wayne Health	1	1	0	\$33,625
Gallup Inc	2	1	1	\$33,488
SPX Flow US LLC	2	1	0	\$33,441
Wayne County Community College	1	1	0	\$32,400
Energy Products Inc	5	5	0	\$32,289

Appendix D – FY 2023 Combined Vendors paid by Invoice

Vendor	Invoice Count	PO Count	Contract Count	Amount
4 Leaders LLC	15	1	1	\$32,259
BS&A Software	3	1	1	\$31,808
Great Lakes Pump & Supply Co	2	2	0	\$31,527
Bay de Noc Community College	3	1	1	\$31,260
Teledyne Leeman Labs	4	2	2	\$31,062
Electrical Workers Insurance Fund	54	1	0	\$30,518
Integra Chemical Company	5	5	0	\$29,815
BondLink	3	2	0	\$29,553
Incinerator Rx Corporation	2	1	1	\$29,400
Industrial Fence & Landscaping Inc	1	1	1	\$29,059
The Predictive Index LLC	1	1	1	\$29,000
Public Rubber & Supply Co Inc	22	22	0	\$28,945
Tri County Equipment Inc	4	2	0	\$28,546
Powder Bulk Products Inc	1	1	0	\$28,127
Ayyeka Inc.	3	2	0	\$28,085
American Falconry Services LLC	2	1	1	\$28,000
YTI Office Express	37	35	0	\$27,895
Better Bolting, Incorporated	3	2	0	\$27,842
SDSpro LLC	1	1	0	\$27,699
City of Warren	12	1	0	\$27,560
Alexander Chemical Corporation	3	3	0	\$26,924
Digital Science Group LLC	6	2	2	\$26,060
Alliance of Rouge Communities	3	1	1	\$25,993
Association of Metropolitan Water	1	0	0	\$25,900
Tracker	17	2	0	\$25,880
Barta Sales LLC	5	5	0	\$25,812
Corrosion Fluid Products	6	6	0	\$25,406
SW Controls Inc	4	4	0	\$25,260
Dunbar Mechanical, Inc.	7	6	2	\$25,224
Process Improvement Institute Inc.	3	1	1	\$25,020
Society For Human Resource Mgt.	2	1	0	\$24,965
Park Place Technologies LLC	13	2	0	\$24,362
Ohio Medical LLC	3	2	0	\$24,339
Paragon Laboratories Inc	30	3	1	\$24,302
Capturis	12	1	1	\$24,243
TS Systems, Inc.	1	1	1	\$24,075
Uline, Inc.	19	19	0	\$24,013
B&R Consultants	6	1	1	\$24,000
Prefect Technologies, Incorporated	1	1	1	\$23,990
Alfonsi Railroad Construction Co	2	2	0	\$23,827
Waterworks Systems & Equipment Inc	3	3	0	\$23,784
Wex Bank	13	0	0	\$23,578
Process Engineering & Equipment	3	3	0	\$23,191
i3-ImageSoft	7	1	1	\$22,788
The Sheer Shop Inc.	4	1	1	\$22,785
E2intel	3	3	0	\$22,500
Newing-Hall Inc.	1	1	0	\$22,355
Rose Moving & Storage Co. Inc.	7	1	1	\$22,340
HD Edwards & Company	16	15	0	\$22,286
BAVCO	10	10	0	\$22,276
Fisher Scientific Company LLC	2	2	0	\$22,191
Miller Canfield Paddock & Stone PLC	7	2	1	\$22,182
ZOHO Corporation #4926	1	1	0	\$22,130
Rosati, Schultz, Joppich &	10	2	2	\$22,056
Calls Plus	1	1	1	\$22,025
SDG Associates, LLC	14	1	1	\$21,932
Marshall E. Campbell Company	34	18	0	\$21,602
FTP Today Inc.	2	2	0	\$21,143
Schattler Shades & Blinds LLC	2	2	0	\$21,001
Saginaw Control & Engineering	2	1	0	\$20,474
American Tower Management LLC	13	1	0	\$20,468
CBT Nuggets, LLC	2	2	0	\$20,360
Kopka Pinkus & Dolin PC	10	1	1	\$20,217
Frontier Communications	97	0	0	\$20,185
Emphasys Software	2	1	1	\$20,157
United Way for Southerastern MI	1	1	1	\$20,000
Ward Diesel Filter Systems	1	1	0	\$19,789
City of Rochester Hills	10	1	0	\$19,684
HireRight, LLC	13	1	1	\$19,567
VEGA Americas Inc.	4	2	0	\$19,537
Unconventional Solutions Inc	6	5	0	\$19,498
Rehmann Robson	2	1	1	\$19,460

Appendix D – FY 2023 Combined Vendors paid by Invoice

Vendor	Invoice Count	PO Count	Contract Count	Amount
Metro Detroit EITC	12	1	0	\$19,200
Communication Supply Co.	14	3	0	\$18,995
G.E. Distribution Service/ipromoteu	5	4	0	\$18,704
Lerch Bates, Inc.	9	1	1	\$18,600
R.S. Means Company LLC	4	3	0	\$18,572
The Transmitter Shop	1	1	0	\$18,465
Kiesler Police Supply Inc	6	5	0	\$18,436
Agilent Technologies Inc	7	7	0	\$18,366
Maza Construction Engineering Inc.	1	1	0	\$18,240
Safety Services Inc	45	30	0	\$18,232
Dun & Bradstreet Inc	1	1	0	\$18,230
Cisco Systems Inc	6	1	0	\$18,180
Harold Beck & Sons Inc	1	1	0	\$17,829
Davenport Brothers Construction Co.	2	2	2	\$17,750
Michigan CAT	15	3	2	\$17,658
Eganix, Inc.	1	1	0	\$17,290
Industrial Furnace Co Inc	1	1	1	\$17,250
Robin Cash Ph.D., LLC	10	1	0	\$17,196
Pete's Coin Laundry	11	1	0	\$16,976
Global Green Service Group	4	1	1	\$16,877
Innovyze Inc	1	1	0	\$16,700
Bert's Testing & Training Services	4	1	1	\$16,640
Environmental Resource Associates	19	15	0	\$16,561
Core Mechanical, Inc.	1	1	1	\$16,537
Sigma Associates Inc	11	1	1	\$16,279
PTS Professional Technical Service	1	1	0	\$16,245
BCC Distributon	9	8	0	\$16,054
Brehob Corporation	7	7	0	\$15,910
B&H Photo-Video	7	2	0	\$15,671
Emergency Restoration	1	1	0	\$15,639
Sherwin Williams Company	33	8	0	\$15,422
Matterport, Inc.	7	2	0	\$15,393
Serpentix Conveyor	1	1	0	\$15,337
Jim Myers & Sons, Inc.	1	1	0	\$15,270
American Red Cross	34	2	0	\$15,114
J. Dedoes Enterprises Inc.	15	2	0	\$15,041
Qmarkets USA Inc.	1	1	0	\$14,900
Alpha Psychological Services PC	26	2	0	\$14,550
Robert M Kowal	3	1	1	\$14,400
SafetySkills, LLC	1	1	0	\$14,400
L&W Supply	22	2	0	\$14,249
Dwyer Instruments Inc.	1	1	0	\$14,040
Black Anvil Construction Supplies	26	21	1	\$13,827
Digital Assurance Certification LLC	5	4	0	\$13,800
Graybar Electric Company	53	2	1	\$13,322
Wolverine Power Systems	13	2	2	\$12,645
Keco Inc.	1	1	0	\$12,468
Trace Analytical Laboratories Inc	19	4	1	\$12,452
Hi-Lo Industrial Trucks Co. Inc.	6	2	0	\$12,433
Detroit Legal News	14	1	0	\$12,270
Compressor Engineering Corporation	5	5	0	\$12,254
Enerco Corporation	7	1	0	\$12,176
Action Mat & Towel Rental	64	3	1	\$12,143
Chemtrac Inc	1	1	0	\$12,070
Sunbelt Rentals, Inc.	8	2	0	\$12,015
Blue Water Air Compressor	6	5	0	\$11,999
Scaffolding Incorporated	1	1	0	\$11,975
Klein Inc.	2	2	0	\$11,668
Service Electric Supply Inc	35	30	0	\$11,592
Central Poly-Bag Corp	5	5	0	\$11,530
Re-Source Partners	2	1	1	\$11,430
Galloup,Forberg Smith, Merlo Energy	8	8	0	\$11,373
Rosemount Analytical Inc	2	2	0	\$11,360
Met One Instruments Inc	4	4	0	\$11,181
Institute For Environmental Health	11	1	0	\$11,040
Harrington Industrial Plastics LLC	21	9	0	\$10,950
Chemical Systems Inc	3	3	0	\$10,664
Miles Parish	1	0	0	\$10,500
GHD Services Inc.	1	1	1	\$10,475
Imagemaster, LLC	3	1	0	\$10,292
Helwig Carbon Products Inc	6	6	0	\$10,225
De Nora Water Technologies, LLC	3	1	0	\$10,148

Appendix D – FY 2023 Combined Vendors paid by Invoice

Vendor	Invoice Count	PO Count	Contract Count	Amount
Marsh Power Tools, Inc	36	1	0	\$10,115
Dice Career Solution	1	1	0	\$10,026
Kevin Burke III	4	1	1	\$10,000
Cincinnati Babbitt Inc	1	1	0	\$9,963
Xylem Water Solutions Usa Inc	3	2	0	\$9,760
Metrotech Automotive	3	3	0	\$9,728
Hotsy Midwest Cleaning Systems	2	2	0	\$9,715
Valve Reconditioning Service	2	1	0	\$9,542
Quinn Evans	5	1	1	\$9,450
F B Wright Company	3	3	0	\$9,411
Andax Industries LLC	7	7	0	\$9,364
B & H Machine Sales, Inc	5	3	0	\$9,330
Michael Gould	3	1	1	\$9,299
Progressive Plumbing Supply Co Inc	42	36	0	\$9,288
Eurofins Eaton Analytical, Inc.	11	2	0	\$9,198
iProjectSolutions LLC	1	1	0	\$9,150
McLaren Port Huron Industrial	5	1	0	\$9,055
Temple Beth EL	1	0	0	\$9,000
Environmental Consulting	9	2	1	\$8,921
SCI Floor Covering Inc.	3	1	1	\$8,839
Continental Carbon Group Inc	4	1	0	\$8,640
Complete Battery Source	3	3	0	\$8,639
Berrington Pumps & Systems, Inc	1	1	0	\$8,626
Ametek Power Instruments	1	1	0	\$8,471
McMaster-Carr Industrial Supply Co	16	15	0	\$8,441
Brock Tool of Detroit, Inc.	1	1	0	\$8,365
Major Brand Oil Company Inc	3	2	0	\$8,324
Caniff Electric Supply Co., Inc.	52	3	0	\$8,300
Tru Steel Metals LLC	2	2	0	\$8,235
Articulate Global, LLC	2	1	0	\$8,049
Aero Filter Inc	6	6	0	\$8,016
DP Brown Of Detroit Inc	2	2	0	\$8,009
ReadyOP Communications Inc.	1	1	0	\$8,000
CLE Strategic Solutions LLC	2	1	1	\$8,000
FMLASource Incorporated	2	1	1	\$7,965
Collins & Collins Law PC	1	1	1	\$7,960
Ozone Water Systems, Inc	1	1	0	\$7,909
I & C Sales North Inc	3	3	0	\$7,870
Allstate Industrial Equipment	4	2	0	\$7,855
Quality Air Service Inc.	4	1	0	\$7,829
Modern Water Inc.	2	2	1	\$7,796
Brooks Lumber Company	7	7	0	\$7,668
Kirk's Automotive Inc	30	27	0	\$7,615
Raven Environmental Products Inc	5	5	0	\$7,410
Micro Motion Inc	1	1	0	\$7,399
Choctaw-Kaul Distribution Company	10	10	0	\$7,336
Applied Industrial Technologies Inc	1	1	0	\$7,297
Tobys Instrument Shop Inc	10	9	1	\$7,177
Metropolitan United Methodist Churc	1	0	0	\$7,000
Z Contractors, Inc	1	1	0	\$6,838
Fibre Industries	7	7	0	\$6,799
Continental Catering & Events	1	1	0	\$6,774
Kerr, Russell and Weber, PLC	9	1	1	\$6,660
Etna Supply Company	2	2	0	\$6,610
AVE Office Supplies	8	8	0	\$6,589
Hanna Instruments USA	2	2	0	\$6,570
Zymo Research Corporation	1	1	0	\$6,422
Fab Tech Wastewater Solutions LLC	2	2	0	\$6,412
Synergy Equipment	1	1	0	\$6,408
Pure Data Services, LLC	38	5	0	\$6,267
Global Industrial	7	7	0	\$6,228
City of Detroit	20	0	0	\$6,186
Bearing Headquarters Co	6	6	0	\$6,185
Shimadzu Scientific Instruments Inc	2	2	0	\$6,143
DTN LLC	13	2	0	\$6,041
Greyline Instruments	1	1	0	\$6,025
Roman A. Avant	1	0	0	\$6,000
LPA Software Solutions, LLC	1	1	1	\$6,000
Avanath North End Holdings, LLC	1	0	0	\$6,000
Citra, LLC	1	1	0	\$5,962
TargetSolutions Learning, LLC	1	1	1	\$5,915
Downriver Refrigeration Supply Co	1	1	0	\$5,853

Appendix D – FY 2023 Combined Vendors paid by Invoice

Vendor	Invoice Count	PO Count	Contract Count	Amount
Ibex Battery Systems LLC	1	1	0	\$5,600
Resa Service LLC	3	3	0	\$5,552
Boomer Construction Materials	40	1	1	\$5,424
Exotic Automation & Supply	5	3	0	\$5,267
Core & Main LP	3	1	0	\$5,265
RedGuard Fire & Security, Inc.	5	1	0	\$5,140
Creative Safety Supply, LLC	1	1	0	\$5,081
Process Control Services Inc	2	2	1	\$5,003
Pollardwater	3	3	0	\$4,960
Core Electric Company Inc	3	3	0	\$4,949
Enterprise Holding Inc.	3	1	1	\$4,811
VESCO Oil Corporation	5	5	0	\$4,769
Michigan Chronicle Publishing Co	2	1	0	\$4,750
ESPRI	1	1	1	\$4,725
Allied-Eagle Supply Company LLC	4	4	0	\$4,620
Technical Hot & Cold	3	1	0	\$4,566
UniMeasure Inc.	2	2	0	\$4,543
Prism Lab, LLC and Erskine Law	1	0	0	\$4,500
Swanky Restroom Trailers	1	1	0	\$4,400
Tredroc Tire Services, LLC	10	1	1	\$4,358
Heritage Vision Plans	11	1	0	\$4,322
Iron Mountain	49	1	1	\$4,272
Norkan Inc	10	1	1	\$4,226
Butzel Long PC	8	1	1	\$4,200
Quadient Inc.	18	2	0	\$4,128
S P Kinney Engineers Inc	4	4	0	\$4,059
SGN Mobile Electronics	13	1	1	\$3,973
Sabiston Building Supply	39	1	0	\$3,920
Moore Industries-International, Inc	2	1	0	\$3,913
Bentley Systems Incorporated	1	1	0	\$3,897
Rosemount Inc	1	1	0	\$3,866
NSI Lab Solutions Inc	2	2	0	\$3,866
American Water College	1	1	0	\$3,800
Advance Plumbing & Heating Supply	11	9	0	\$3,773
Crown Lift Trucks	13	4	0	\$3,692
LexisNexis	13	1	1	\$3,583
Scientific Methods Inc	3	1	0	\$3,555
Sismex America, Inc.	14	5	0	\$3,530
Spalding DeDecker	1	1	0	\$3,525
EnviroScape	2	1	0	\$3,509
Goodway Technologies	2	2	0	\$3,464
Consolidated Rail Corporation	8	0	0	\$3,461
Ovivo USA, LLC	1	1	0	\$3,401
Precision Digital Corporation	1	1	0	\$3,392
Teknicolors Paints Inc	24	1	0	\$3,390
Xylem Dewatering Solutions Inc	2	1	0	\$3,385
Instrumart	1	1	0	\$3,377
Behnke Pump Technologies, LLC	1	1	1	\$3,355
Ipax Atlantic LLC	3	3	0	\$3,310
United Parcel Service	105	0	0	\$3,303
Emedco	5	4	0	\$3,218
Action Impact - Eastpointe	13	2	0	\$3,212
LaserCom, LLC	1	1	0	\$3,158
Downriver Utility Wastewater Auth.	11	3	0	\$3,132
Macomb Community College	2	1	0	\$3,064
Advanced Calibration Designs	1	1	0	\$3,053
Novi Community School District	1	0	0	\$3,000
Laurie Brown	1	1	0	\$3,000
Detroit-Wayne Joint Building Auth	1	0	0	\$3,000
Metro Bolt & Fastener	2	1	0	\$2,869
Identification Lamination Products	2	2	0	\$2,830
Transcat Inc	1	1	0	\$2,829
Discovery Solutions Inc	14	2	0	\$2,807
Gutter Supply Inc	1	1	0	\$2,794
Acme Bolt & Nut Co Inc	1	1	0	\$2,700
Thermo Fisher Scientific Asheville	4	4	0	\$2,688
Association for Talent Development	1	1	0	\$2,631
NLB Corp.	1	1	0	\$2,590
Schuster Law PLC	4	1	1	\$2,491
Sodexo Inc.	1	1	0	\$2,485
Able Label	1	1	0	\$2,469
Bromberg & Associates LLC	2	2	0	\$2,431

Appendix D – FY 2023 Combined Vendors paid by Invoice

Vendor	Invoice Count	PO Count	Contract Count	Amount
LabStrong Corporation	2	2	0	\$2,406
Teledyne CETAC Technologies Inc	1	1	0	\$2,406
Henry Ford Health System	2	1	1	\$2,378
Hygiena LLC	2	2	0	\$2,330
Lightstoreusa, Inc.	1	1	0	\$2,328
L.I.J.B.S. Enterprises, LLC	2	1	1	\$2,205
Holland Supply Company	1	1	0	\$2,160
The Crowley Company	1	1	0	\$2,120
Comcast Business Communication, LLC	9	0	0	\$2,113
Michigan Municipal League	2	2	0	\$2,095
K & K Maintenance Supply Inc	4	4	0	\$2,010
Jett Pump & Valve LLC	2	2	0	\$2,010
CD Lewis Estates Inc	1	0	0	\$2,000
Duratech Systems, Inc	1	1	0	\$1,995
ZLED Lighting	1	1	0	\$1,985
Cech Corporation	1	1	0	\$1,985
Gold Standard Diagnostics Horsham	2	2	0	\$1,981
Accredited Lock & Door Hardware	2	2	0	\$1,966
Cornell Field Vibration Service Inc	3	1	0	\$1,910
Wright Tool Co	3	3	0	\$1,850
Flor Dri Supply Company Inc	4	4	0	\$1,830
Urban Renewal Initiative Foundation	1	0	0	\$1,800
City of Highland Park	1	1	0	\$1,800
EKUIPTECH, LLC	1	1	0	\$1,765
Poco Sales Inc	3	3	0	\$1,700
Prestige Worldwide Technologies, LL	1	1	0	\$1,695
Full Source, LLC	1	1	0	\$1,695
Torch Associates LLC	1	1	0	\$1,680
Crucial Learning	1	1	0	\$1,668
Nationwide IME	1	1	0	\$1,625
Hennessey Engineers Inc.	1	1	0	\$1,592
Converge Technology Solutions US LL	1	1	0	\$1,558
Robert Thomas CPA, LLC	1	1	0	\$1,500
Shelby Township DPW	4	0	0	\$1,486
Detroit Ready Mix Concrete Inc	1	1	0	\$1,475
Contractors Connection Inc	3	3	0	\$1,474
Marine Pollution Control Corp	1	1	0	\$1,458
IDN Hardware Sales, Inc.	1	1	0	\$1,448
Bearings and Industrial Supply Co	2	2	0	\$1,426
Global Environmental Consulting LLC	4	2	0	\$1,425
TForce Freight	5	0	0	\$1,412
Madonna University	2	2	0	\$1,400
Indian Springs Mfg. Co Inc	4	4	0	\$1,391
Van Buren Township	1	0	0	\$1,347
T & N Services Inc	2	2	0	\$1,324
Connection Technology Center Inc	1	1	0	\$1,318
Alfred Benesch & Associates	1	1	1	\$1,309
Aircentric Corporation	2	2	0	\$1,305
Acuity Institute	1	1	0	\$1,299
Boll Filter Corporation	1	1	0	\$1,286
Michigan Valve & Fitting Inc	2	2	0	\$1,286
Piping Components, INC	3	3	0	\$1,256
M C Gutherie Lumber Company	3	3	0	\$1,225
ALS Environmental	4	1	0	\$1,200
Jackson Lewis P.C.	7	1	1	\$1,110
Time Clock Sales & Service Co., Inc	2	2	0	\$1,029
Spiral Binding Company Inc	1	1	0	\$985
JobFairGiant.com	1	1	0	\$967
Regents of the University of MI	4	1	0	\$953
J.J. Supply Company Inc.	1	1	0	\$947
Devar Inc.	1	1	0	\$941
State Chemical Solutions	2	1	0	\$939
RS Americas, Inc	3	1	0	\$922
Unistrut Midwest	1	1	0	\$900
Burt Process Equipment	1	1	0	\$897
PaymentVision	4	1	1	\$880
Gravotech, Inc.	1	1	0	\$855
D C Hydraulics Inc.	1	1	0	\$851
Commerical Group Lifting Products	1	1	0	\$850
Omega Engineering Inc	2	2	0	\$831
Hamlett Environmental Technologies	1	1	0	\$820
Dal-Tile Distribution	6	2	1	\$803

Appendix D – FY 2023 Combined Vendors paid by Invoice

Vendor	Invoice Count	PO Count	Contract Count	Amount
Jones Equipment Rental	1	1	0	\$772
Team Industrial Services Inc	1	1	0	\$771
Excel Industrial Electronics, Inc.	1	1	0	\$770
Michfab Machinery Inc.	1	1	0	\$753
Gilson Company	1	1	0	\$732
Equipment Material Sales, LLC	2	2	0	\$705
Airgas USA LLC	1	1	0	\$699
Bulldog Records Management Inc	13	1	0	\$686
City of Novi	4	0	0	\$679
Aqua Solutions Inc.	1	1	0	\$676
Liberty Plumbing Supply Company	5	5	0	\$669
R L Deppmann Company	1	1	0	\$641
Linde Gas & Equipment Inc.	1	1	0	\$637
Radiation Safety Services	1	1	0	\$633
J H Bennett & Company Inc	1	1	0	\$628
DTE Energy Company	1	0	0	\$600
Tooles Contracting Group LLC	1	0	0	\$573
Michigan Dept. of State Police	2	2	0	\$560
Road Commission for Oakland County	1	1	0	\$550
The Lab Depot Inc	1	1	0	\$515
George Instrument Company	3	2	0	\$510
Chart Pool USA Inc	2	2	0	\$489
J. D. Gould Company Inc.	1	1	0	\$465
Macomb County Department of Roads	1	0	0	\$450
Restek Corporation	1	1	0	\$444
City of Romulus	7	0	0	\$443
Medler Electric Company	1	1	0	\$431
Charter Township of Plymouth	12	0	0	\$411
Hupp Consulting LLC	1	1	1	\$405
Nalco Water	1	1	1	\$388
Solomon Diving Inc.	1	1	0	\$375
Radwell International Inc.	1	1	0	\$340
A-1 Truck Parts Detroit	4	4	0	\$335
City of Wayne - Water Department	7	0	0	\$325
Gabbert's Concrete Products	1	1	0	\$310
National Ladder & Scaffold Company	1	1	0	\$288
United States Plastic	1	1	0	\$284
Graphic Products Inc.	1	1	0	\$279
Atlas Plumbing Supply Co.	3	3	0	\$260
Columbia Pipe & Supply Co.	1	1	0	\$245
Pipeline Products, Inc	1	1	0	\$218
Michigan State Industries	1	1	0	\$149
EMP Industries Inc	1	1	0	\$122
Empire Wire & Supply LLC	1	1	0	\$97
Starr Butler, PLLC	1	1	1	\$96
Medcor Inc	1	0	0	\$79
City of Roseville Water Department	2	0	0	\$48
Henry Ford College	2	1	0	\$47
City of Southfield	12	0	0	\$36
AutomationDirect.com Inc.	1	1	0	\$15
Pyrosoft Inc	2	1	0	\$0
The Water Tower Institute	2	1	0	\$0
Engineering Reproduction Inc.	2	0	0	\$0
Proteus Instruments	2	1	0	\$0
Grand Total	25013	4750	473	\$ 566,271,610