

Annual Procurement Report for FY 2022 includes the following:

1. Report Highlights
2. Key Terms & Assumptions
3. Fiscal Year analysis of awarded Purchase Orders executed in FY 2022
4. Fiscal Year analysis of invoices processed for payment in FY 2022
5. Detailed Appendices

Pursuant to the Great Lakes Water Authority By-Laws Article XII, Section 4, GLWA Procurement provides an annual report summarizing all spend awarded (Purchase Orders) by the GLWA in the previous fiscal year. In addition, this report provides statistics and analysis based on actual invoice spend for FY 2022.

The GLWA Procurement Team is a strategic cross-functional partner whose goal within the Financial Services Area (FSA) is to provide and manage effective procurement processes and procedures for the acquisition of quality goods and services in support of the Great Lakes Water Authority's mission and goals. GLWA Procurement utilizes the Bonfire Public Procurement application to manage the process of gathering, reviewing, awarding, and monitoring contracts and services with vendors. This system is used in tandem with the GLWA BS&A (the primary source for these reports) financial system to assign requisitions, purchase orders, and to ultimately process vendor payments. The GLWA Procurement team works very closely with other FSA teams throughout the process of the procure to pay cycle.

The information contained in this report is a comprehensive compilation of data from these systems organized in a manner that not only satisfies the base requirement of the GLWA By-Laws but also highlights key insights and trends apparent to the GLWA FSA team upon review. Following review by the GLWA Audit Committee, this information will be available on the GLWA website Vendors page at www.glwater.org where you can also find an entire section dedicated to vendors and communication of GLWA procurement policies, programs, and current solicitations.

Report Highlights

GLWA Procurement Team Objectives (relevant to report)

- ✓ Ensure all purchases (requisitions, purchase orders and contracts) go through the approved procurement processes and meet or exceed the requirements of GLWA's internal customers and goals.
- ✓ Optimize the percentage of awards attributed to a contract.
- ✓ Identify, procure, manage, and maintain strategic suppliers and key contracts.

Purchase Order (Awarded by Procurement) Totals

- ✓ Procurement awarded for FY 2022 totaled \$536.3 million.
- ✓ Procurement executed 3,259 purchase orders and 235 contracts.
- ✓ Procurement processed 4,262 requisitions.
- ✓ Over 89 percent of all awarded purchase orders are connected to a formal contract.

Invoice (Accounts Payable) Totals

- ✓ Total combined spend by invoice for FY 2022 totaled \$455.1 million.
- ✓ Accounts Payable processed 22,278 invoices including payments relating to 3,695 purchase orders.
- ✓ Invoice payments directly attributable to a purchase order totaled \$377.6 million.

Key Terms & Assumptions

Following are key terms that will assist the reader in understanding the information presented in this report.

- Capital Improvement Plan (CIP): Spend related to capital projects and equipment purchases.
- Capital Outlay: Spend related to either purchasing a fixed asset or to extend its useful life.
- Contract: A written binding agreement between GLWA and outside vendors predominantly based on GLWA's Terms and Conditions. All contracts are associated with an approved purchase order.
- Fiscal Year: GLWA's one year period used for financial reporting extending from July 1 to June 30 the following year.
- Invoice: Issued by the seller/vendor to acquire payment and includes an itemized list of goods shipped specifying the price, products, and quantities. Invoices are reported by payment (check or EFT) paid date.
- Operation and Maintenance (O&M): Cost associated with continuing daily operations and repairs and part replacements to extend life of assets.
- Purchase Order (PO): A document generated by GLWA that authorizes a purchase transaction. When accepted by the seller/vendor, it becomes a contract binding on both parties. Purchase orders are reported by post-date. Not all purchase orders are tied to a formal contract.
- Requisitions: A formal request for obtaining a good and/or service including supplies, raw materials, construction projects, and services. It is also used in requesting additional amendments and change orders for current purchase orders and contracts.

In addition to these key terms, certain assumptions were utilized in the presentation of this information. Key assumptions include the following:

- Purchase order data presented is based on the date the approved purchase order transaction was posted to the general ledger for accounting purposes.
- Invoice data presented is also based on the date the invoice is posted to the general ledger for accounting purposes.
- Purchase order amounts do not remain static, unlike Invoice totals.
- Procurement continually processes amendments (including renewals) and change orders that can decrease or more often increase the purchase order total and those changes impact the original fiscal year totals.

Fiscal Year Award Analysis

The following tables and charts highlight GLWA Procurement activity and **purchase orders awarded and executed in FY 2022**.

Table 1 – GLWA FY 2022 Total Combined Contracts/Purchase Orders Awards. This chart identifies the total contracts/purchase orders administered through Procurement. Procurement processed 3,529 Purchase Orders and 4,262 Requisitions, totaling \$536.3 million in FY 2022.

Table 1 – GLWA FY 2022 Total Combined Contracts/Purchase Orders Awards

Purchase Order Type	Amount Awarded (Millions)
Contract	\$475.1
Purchase Order	\$61.2
Grand Total	\$536.3

Chart 1 – Total Awarded Contracts/Purchase Orders as a % of Total Purchase Orders Issued. This chart highlights the continuing emphasis Procurement places on capturing a majority of awarded spend under the protection of a formal contract. In addition to providing legal safeguards and quality of service protections, contracts restrain costs by reducing the number of purchase order’s and combining purchases to drive down costs. In FY 2022 Procurement awarded \$475.1 million or 89% of the total awarded spend directly tied to a formal agreement (contract).

Chart 1 – Total Awarded Contracts/Purchase Orders as a % of Total

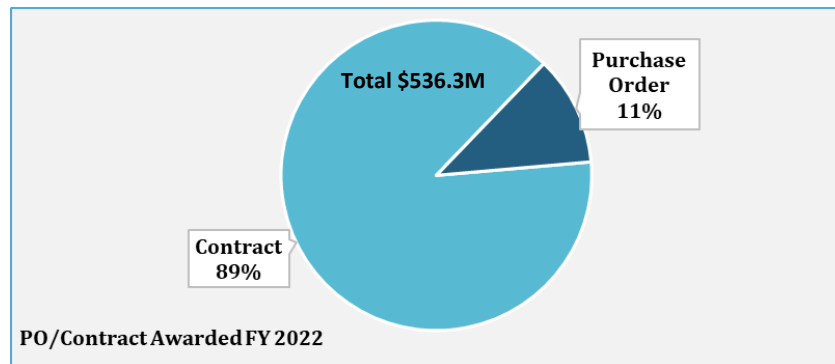


Table 2 – Average Amount of Contracts and Purchase Orders FY 2022. The average contract awarded by Procurement was just over one million dollars.

Table 2 – Average Amount of Contracts and Purchase Orders FY 2022

Award Type	Count of Purchase Order	Amount Awarded (Millions)	Average Award
Contract	235	\$475.1	\$2,021,602
Purchase Order	3294	\$61.2	\$18,601
Grand Total	3529	\$536.3	\$151,983

Awards by Contract - Large contracts ensure successful timetables are met and projects are completed to the satisfaction of all GLWA stakeholders.

Table 3 - FY 2022 Top Ten Largest Contracts awarded by Dollar Value. These top ten contracts represent \$338.9 million or 63% of the total awarded contracts/purchase orders for FY 2022. A complete listing of contracts awarded over a million dollars for fiscal year 2022 can be found in Appendix A.

Table 3 - FY 2022 Top Ten Largest Contracts awarded by Dollar Value

Contract	Contract Description	Vendor	Amount Awarded (Millions)
2004456	14 Mile Transmission Main Loop	Ric Man/Clark Joint Venture	\$92.5
2004825	(CMAR) for 96-Inch Water Transmission Main Relocation	Kiewit Infrastructure Co	\$65.4
2102187R	Oxygen Nitrogen Supply and Service Agreement	Linde Inc.	\$36.0
2102834	Facilities Maintenance Services - Staff Augmentation (Skilled)	Lakeshore Global Corporation	\$29.9
1902659	Linear System Integrity Program	HDR Michigan, Inc.	\$29.0
2102000	Emergency & Urgent Sewer Evaluation, Repair and Rehab	Inland Waters Pollution Control Inc	\$26.8
2004082	Rehabilitation of Woodward Sewer System	Lanzo Companies, Inc.	\$18.7
2003730	Water transmission main, valve and other priority repairs.	Lakeshore Global Corporation	\$15.0
2003102	Garland, Hurlbut, Bewick Water Transmission System Rehab	Pullman SST, Inc.	\$12.9
1904231	Northeast Water Treatment Plant Flocculator Replacement	Commercial Contracting Corporation	\$12.7
Grand Total			\$338.9

Awards by Vendor - Procurement understands that strategic vendors are integral to the success of GLWA.

Table 4 - FY 2022 Top Ten Vendor Total Awards. These top ten vendors represent \$380.5 million or 71% of the total awarded contracts/purchase orders for FY 2022. A complete list of combined awards for all vendor issued in FY 2022 can be found in the Appendix B.

Table 4 - FY 2022 Top Ten Vendor Total Awards

Vendor	Amount Awarded (Millions)
Ric Man/Clark Joint Venture	\$92.5
Lakeshore Global Corporation	\$72.0
Kiewit Infrastructure Co	\$65.4
Linde Inc.	\$36.0
HDR Michigan, Inc.	\$29.0
Inland Waters Pollution Control Inc	\$26.8
Lanzo Companies, Inc.	\$18.7
Commercial Contracting Corporation	\$18.6
Pullman SST, Inc.	\$12.9
JCI Jones Chemicals Inc	\$8.6
Grand Total	\$380.5

Fiscal Year Spend Analysis

The following tables and charts highlight GLWA Accounts Payable activity and **paid invoice totals for FY 2022**.

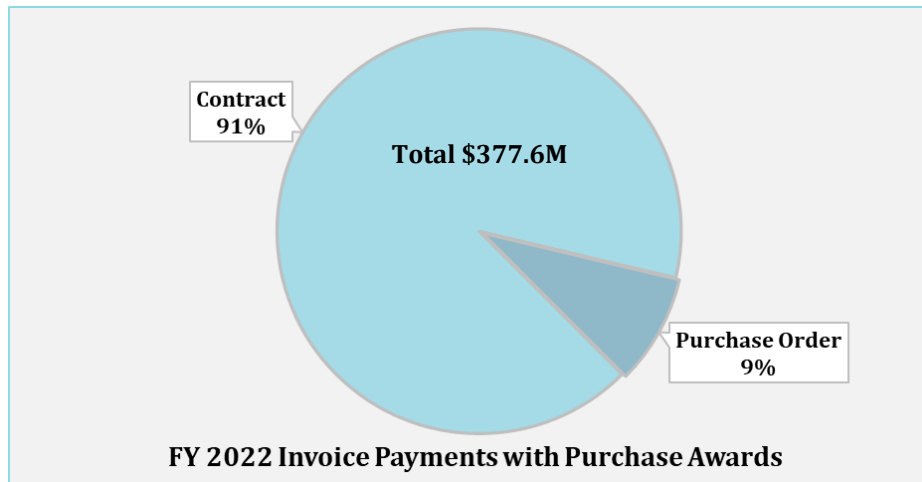
Table 5 - This table identifies GLWA's total spend by Invoice for FY 2022. The spend is further divided by purchase type. Both contracts and purchase orders have been awarded by Procurement prior to any invoicing by the vendor. Invoices directly related to a purchase order totaled \$377.6 million (\$344.4 million contract total plus \$33.2 million purchase order total in Table 5) representing 83% of total spend. Invoices paid without a purchase order are typically for utilities, telecom, employee benefits, state, federal and local governments, and agencies. Invoices without a purchase order totaled \$77.5 million and represent less than 17% of total annual spend.

Table 5 - GLWA's total spend by Invoice for FY 2022

Invoice Type	Amount (Millions)	Percentage of Total
Contract	\$344.4	76%
No Purchase Order	\$77.5	17%
Purchase Order	\$33.2	7%
Grand Total	\$455.1	100%

Chart 2 - Total Spend directly related to a Purchase Order Award (with or without a Contract). This chart emphasizes Procurement's focus on identifying opportunities to capture as much spend as possible under the safeguards of a formal contract. The majority, 91% of all purchase orders and 78% of all GLWA spend, is directly related to a contract.


Chart 2 - Total Spend directly related to a Purchase Order Award



Expense Type and Project - Combined invoiced totals by expense type and project.

Chart 3 – Total Spend by Expense Type organizes the spend between Operations and Maintenance (O&M), Capital Improvement Plan (CIP), and Capital Outlay.

Chart 3 – Total Spend by Expense Type



*Includes small purchase payments

Table 6 - Top 10 Projects under each Expense Type identifies the top project invoices during the fiscal year. These combined top ten projects represent 67% of the total spend for FY 2022.

Table 6 - Top 10 Projects Invoiced FY 2022

Project Type	Project Description	Amount (Millions)	Percentage of Grand Total
O&M	Water Administration and General Expense	\$53.7	11.81%
	Sewerage Treatment Operations	\$37.8	8.30%
	Sewer Plant Administration	\$19.6	4.31%
	Water Source of Supply Operations	\$17.0	3.73%
	Water Low Lift Pump Operations	\$15.7	3.44%
	Water General Operating & Maintenance	\$10.5	2.30%
	Water Care & Maint Tunnels-Detroit	\$10.0	2.21%
	Water Pumping Stations Operations	\$9.4	2.07%
	CSO - Control Basins Operations	\$8.1	1.79%
	Sewer Operations Secondary Sedimentation	\$7.0	1.53%
O&M Total		\$188.8	41.48%
CIP	PA,SW and NE Raw Water Supply Tunnel Imp	\$22.2	4.87%
	Divison Valves at West Service Center	\$15.5	3.42%
	WWP to NEWP Transmission Main	\$14.2	3.12%
	14 Mile Transmission Main Loop	\$14.2	3.11%
	Fairview Sewage Pumping Station Imprvmts	\$8.9	1.95%
	Replacement Schoolcraft Water Main	\$8.8	1.94%
	Springwells WTP Low and High Lift Improv	\$8.5	1.87%
	Repair of WTM, Valves, & Priority Repair	\$8.1	1.78%
	Steam,Condensate Return Improvement SWTI	\$7.1	1.57%
	Imlay, WCS,LH,SP,SW Reservoir Inspection	\$6.1	1.34%
CIP Total		\$113.6	24.95%
Capital Outlay	PQM Meters at 9 CSO Facilities	\$0.8	0.17%
	Upgrades & New Meter Technology	\$0.5	0.12%
	Complex B TWAS Piping Reconfiguration	\$0.3	0.07%
	Freud Installation of DTE Furnished Equi	\$0.3	0.07%
	MLP #1 Pull-Out Assembly Refurb & Rplcmt	\$0.3	0.07%
	NEP High Pressure Water Tank (Emergency	\$0.3	0.06%
	Puritan Fenkell/7 Mile CSO Inst Upgrade	\$0.1	0.01%
	Chlorination Facility Railcar Gate Acces	\$0.0	0.01%
	Puritan-Fenkell Courtyard & Safety Imprv	\$0.0	0.01%
	Capital Outlay Total		\$2.7
Top Ten Subtotal		\$305.0	67.02%
Grand Total		\$455.1	100.00%

Top Ten Contracts – Key Contracts comprising a majority of actual spend FY 2022.

Table 7 – Top Ten Contracts in actual spend for FY 2022 provides a list of the largest contracts that captured FY 2022 spend. These ten contracts account for \$127 million or 28% of FY 2022 total spend. A complete listing of contracts with over a million dollars in spend for FY 2022 can be found in Appendix C.

Table 7 – Top 10 Contracts in actual spend for FY 2022

Contract	Contract Description	Vendor	Amount (Millions)
GLWA-DB-150	Repair of Raw Water Tunnels	Ballard Marine Construction LLC	\$23.7
1803312	WSCR Pump House & Division Valve	Kokosing Industrial Inc.	\$17.1
GLWA-PC-792	Bio-Solids Dryer Facility	New England Fertilizer Company	\$16.0
2004456	14 Mile Transmission Main Loop	Ric Man/Clark Joint Venture	\$12.9
GLWA-CS-272	Capital Program Delivery Contract	AECOM Great Lakes, Inc	\$11.1
1901658	Facilities Maintenance Services	Lakeshore Global Corporation	\$10.0
1803258	(DB) Northeast Flow Control Facility	Walsh Construction Company	\$9.7
2003730	Water trans main, valve & other repairs	Lakeshore Global Corporation	\$9.3
GLWA-CON-170	Sludge Removal and Disposal Services	Mobile Dredging & Video Pipe Inc	\$8.8
GLWA-CON-149	Emergency Sewer Repair CIP 1263	Inland Waters Pollution Control	\$8.4
Grand Total			\$127.0

Top Ten Vendors - The top vendors that dominated GLWA's FY 2022 actual spend.

Table 8 - Top Ten Vendors by Total Spend highlights the vendors receiving a majority of spend for FY 2022. These top ten vendors comprise \$218.5 million or 48% of total invoices paid. A complete list of vendors issues invoices in FY 2022 can be found in Appendix D.

Table 8 - Top Ten Vendors Total Spend

Vendor	Amount (Millions)
DTE Energy	\$43.8
Lakeshore Global Corporation	\$42.3
Ballard Marine Construction LLC	\$22.2
Weiss Construction Co LLC	\$20.2
Kokosing Industrial Inc.	\$18.3
Pullman SST, Inc.	\$15.9
New England Fertilizer Company	\$15.9
AT&T	\$15.8
AECOM Great Lakes, Inc	\$12.5
Ric Man/Clark Joint Venture	\$11.6
Grand Total	\$218.5

**DTE & AT&T (utility spend)*

Detailed Appendices

Appendix A – FY 2022 Combined Contracts Awarded by Procurement.

This report identifies all contracts awarded by Procurement during the fiscal year. It includes the Contract Number, the Vendor, and the total amount of the Contract. It is generated using data downloaded from the BS&A accounts payable and procurement modules and includes award activity data generated as part of these processes. Items outside the scope of this report include such things as GLWA employee payroll, debt, and pension obligation payments. Invoice activity is based on the date range July 1, 2021, through June 30, 2022.

Appendix B – FY 2022 Combined Vendors Awarded by Procurement.

This report identifies all vendors awarded during the fiscal year. It includes the Contract Number, the Vendor, and the total amount of the Contract. It is generated using data downloaded from the BS&A accounts payable and procurement modules and includes award activity data generated as part of these processes. Items outside the scope of this report include such things as GLWA employee payroll, debt, and pension obligation payments. Invoiced activity is based on the date range July 1, 2021, through June 30, 2022.

Appendix C – FY 2022 Combined Contracts Invoiced.

This report identifies all contracts invoiced during the fiscal year. It includes the Contract Number, the Vendor, and the total amount of the Contract. It is generated using data downloaded from the BS&A accounts payable and procurement modules and includes award activity data generated as part of these processes. Items outside the scope of this report include such things as GLWA employee payroll, debt, and pension obligation payments. Invoiced activity is based on the date range July 1, 2021, through June 30, 2022.

Appendix D – FY 2022 Combined Vendors paid by Invoice.

This report identifies all vendors invoiced during the fiscal year. It includes the Contract Number, the Vendor, and the total amount of the Contract. It is generated using data downloaded from the BS&A accounts payable and procurement modules and includes award activity data generated as part of these processes. Items outside the scope of this report include such things as GLWA employee payroll, debt, and pension obligation payments. Invoiced activity is based on the date range July 1, 2021, through June 30, 2022.

Appendix A – FY 2022 Combined Contracts Awarded by Procurement.

Contract	Contract Description	Vendor	Amount (Awarded)
2004456	14 Mile Transmission Main Loop	Ric Man/Clark Joint Venture	\$92,468,705
2004825	(CMAR) for 96-Inch Water Transmission Main Relocation	Kiewit Infrastructure Co	\$65,435,980
2102187R	Oxygen Nitrogen Supply and Service Agreement	Linde Inc.	\$36,000,000
2102834	Facilities Maintenance Services - Staff Augmentation (Skille	Lakeshore Global Corporation	\$29,881,439
1902659	Linear System Integrity Program	HDR Michigan, Inc.	\$29,012,865
2102000	Emergency & Urgent Sewer Evaluation, Repair and Rehab	Inland Waters Pollution Control Inc	\$26,800,000
2004082	Rehabilitation of Woodward Sewer System	Lanzo Companies, Inc.	\$18,695,250
2003730	Water transmission main, valve and other priority repairs.	Lakeshore Global Corporation	\$15,000,000
2003102	Garland, Hurlbut, Bewick Water Transmission System Reha	Pullman SST, Inc.	\$12,947,776
1904231	Northeast Water Treatment Plant Flocculator Replacement	Commercial Contracting Corporation	\$12,699,000
2100891	Rehabilitation of Outfall B-38	Lakeshore Global Corporation	\$9,742,646
2001051	Southwest Water Treatment Plant SCADA Network Upgrade	Burns & McDonnell Michigan Inc.	\$7,891,696
2004549	Lake Huron Water Treatment Plant - Flocculation Improven	CDM Smith Michigan Inc	\$7,869,811
2102824	Rehabilitation of NW Interceptor - 8 Mile Rd to Tireman	Lakeshore Global Corporation	\$6,934,703
2002193	Southwest Water Treatment Plant Chlorine Scrubber and R	Kokosing Industrial Inc.	\$6,840,000
2000274	1 Enterprise Resource Planning System Subscription Servic	Workday	\$6,260,170
1904219	Enterprise Asset Management System Software and Implem	NEXGEN Asset Management	\$5,680,491
2004773	Low Voltage Wiring Task Order Services	Lakeshore Global Corporation	\$5,639,560
2100330-5	2022 Job Order Contract	J F Cavanaugh Company	\$3,562,500
2100330-3	2022 Job Order Contract	Clark Construction Company	\$3,562,500
2100330-2	2022 Job Order Contract	Weiss Construction Co LLC	\$3,562,500
2100330-7	2022 Job Order Contract	DE-CAL Inc	\$3,562,500
2100330-4	2022 Job Order Contract	Lakeshore Global Corporation	\$3,562,500
2100330-8	2022 Job Order Contract	Commercial Contracting Corporation	\$3,562,500
2100330-1	2022 Job Order Contract	Major Contracting Group	\$3,562,500
2100330-6	2022 Job Order Contract	FH Paschen	\$3,562,500
2100998	East Avon Early Works Pipe Material Procurement for the 9	Northwest Pipe Company	\$2,843,263
2102618	Complete rehabilitation of screens	Commercial Contracting Corporation	\$2,326,000
2101765	Hauling of Biosolids to Disposal Sites	DHT Transport	\$2,297,500
2002915	Redesign of Circular Scum System and Scum Concentration I	Arcadis of Michigan LLC	\$2,240,403
1903453	Systems Control Center Support Services	PCI LLC	\$2,028,000
2100136	Piping Hanger Replacement at Hubbell Southfield CSO Faci	Weiss Construction Co LLC	\$1,642,510
2101048	GLWA TPA Services	PMA Management Corp	\$1,630,000
2200346	VMWARE Cloud Disaster Recovery as a Service	Access Interactive	\$1,605,755
2004474	UPS Maintenance Service Contract for CSO and WRRF Facilit	PCI LLC	\$1,537,000
2103317	Emergency Procurement for City of Detroit Public Lighting I	Ferndale Electric Company Inc	\$1,526,300
GLWA-CS-210	Legal Services	Wade Trim Associates Inc	\$1,500,000
2102509	Independent Engineering Firm to Provide Analysis and Rep	AECOM Great Lakes, Inc	\$1,295,000
2103206	Emergency Replacement of Effluent Butterfly Valves Actuato	Lakeshore Global Corporation	\$1,280,000
2102026	Aura 6.0 and annual maintenance	Aquasight LLC	\$1,217,500
2101766A	Hauling and Disposal of Ash	DHT Transport	\$1,161,000
2200373	WRRF PS No. 1 HVAC Equipment	ThermalNetics LLC	\$1,109,000
2100575	Replace and/or upgrade necessary components associated w	Rotor Electric Co	\$1,029,090
2200330	Water Residential Assistance Program (WRAP) Administrat	Wayne Metro	\$875,000
GLWA-CS-210	Legal Services - Expert Witnesses	Brown and Caldwell LLC	\$850,000
2001370	Effluent Channel Stop-Logs, Storage Racks, and Lifting Devic	Ballard Marine Construction LLC	\$830,000
GLWA-LS-210	Legal Contract for June 25th & 26th, 2021 Rain Events	Schenk & Bruetsch PLC	\$750,000
GLWA-LS-210	Investigation into June 25-26, July 2-3, July 16 & July 24, 202	Kerr, Russell and Weber, PLC	\$750,000
GLWA-LS-210	June and July 2021 Rain Events	Dickinson Wright PLLC	\$750,000
2102500	Esri Licensing for all Water operations	ESRI Inc.	\$750,000
2101032	St. Aubin Outfall Improvements	Marra Services Inc	\$656,710
2103952	Restoration of the area, impacted by the installation of Own	Nagle Paving Company	\$611,639
GLWA-LS-295	Legal Rep. subsequent to Lease with COD & Regional water	Dickinson Wright PLLC	\$608,413
GLWA-LS-220	Highland Park Contract Negotiations	Dykema Gossett PLLC	\$600,000
2102864	Data-Driven Decision-Making Framework for Risk Managen	Regents of the University of Mich.	\$590,179
2104064	Pilot Plant Research, Collaboration and Renovation Services	Wayne State University	\$584,114
2202091	General maintenance for all grit collector needs.	Titus Welding Company Inc	\$500,000
GLWA-CS-002	Financial Adviser	PFM Financial Advisors LLC	\$473,000
2103717	Repair of motor to specifications	Integrated Power Services LLC	\$409,480
1803126	Chemicals and Laboratory Supplies	Hach Company	\$409,162
2102046	Masonry, concrete repair and structural restoration of histo	Ram Construction Services of Michig	\$404,010
GLWA-LS-210	Real Property Matters	Zausmer, P.C.	\$400,001
2103919	Sludge Thickening Tank Repair - As-needed	Titus Welding Company Inc	\$400,000
GLWA-LS-210	Environmental Matters	Dykema Gossett PLLC	\$375,000
2103704	Framer Consulting Services	Framer Consulting Services LLC	\$312,000
GLWA-LS-220	Review of Life Insurance Claims	Collins Einhorn Farrell PC	\$300,000
2102587	Consultant shall assist GLWA in managing claim developmen	Tidal Basin Government Consulting	\$300,000
GLWA-LS-220	2020 and 2022 14 Mile Road Watermain break claims	Rosati, Schultz, Joppich &	\$300,000
GLWA-LS-220	GLWA v Highland Park Industrial Pretreatment Program Lit	Dykema Gossett PLLC	\$300,000
GLWA-LS-210	Legal Services	Plunkett Cooney PC	\$300,000

Appendix A – FY 2022 Combined Contracts Awarded by Procurement.

Contract	Contract Description	Vendor	Amount (Awarded)
2103659	Plunkett Cooney, P.C. Legal Services	Plunkett Cooney PC	\$300,000
2201913	Management Consulting Services for Water Residential Assi	Plante & Moran PLLC	\$300,000
2100771	Method Development for Detection of Human Sources of Fec	Wayne State University	\$297,300
2104248	LIMS	HORIZON Lab Systems	\$273,918
2200243	Chemical Feed Pump Maintenance at Oakwood CSO Facility	HESCO Group Inc.	\$250,468
GLWA-LS-210	Investigation into June 25, June 26, and July 16, 2021, Rain F	Collins & Collins Law PC	\$250,000
2200142	SW Financial Accounting, Integrity Oversight Monitoring an	Pierce, Monroe & Associates LLC	\$250,000
2103276	CONSULTING SERVICES FOR FEDERAL/STATE GRANTS	Tidal Basin Government Consulting	\$250,000
2103001	Specialized Utility consulting	4 Leaders LLC	\$229,000
2101819	Service-Link (Work Force Management System) Maintenanc	West Coast Labour Systems Corp	\$227,905
2102560-1	Car Rental	Enterprise Holding Inc.	\$204,953
GLWA-CS-235	Property and Casualty Insurance Brokerage and Ancillary S	Marsh USA Inc.	\$200,000
2102512	Vendor Performance related to Yates Cider Mill	Zausmer, P.C.	\$200,000
GLWA-LS-210	Property Acquisition	The Allen Law Group PC	\$200,000
2102560-2	Car Rental NASPO	The Hertz Corporation	\$200,000
1803508	Liquid Chlorine for Water Plants (one ton) - 2 renewal opti	JCI Jones Chemicals Inc	\$192,780
1904860	Bacteriological Water Testing Supplies and Reagents	Idexx Laboratories	\$184,828
2200669	Professional Services Contract	LimnoTech	\$182,544
2102526	Learning Management System	Cornerstone onDemand Inc.	\$159,583
2101423	Evaluation of Real-Time Bacteria Monitoring Tools	OHM Advisors	\$159,000
2102464	Heating, Ventilation and Air Conditioning (HVAC) Building a	Dunbar Mechanical, Inc.	\$150,000
2103401	Welding Supplies for Northeast	Metro Welding Supply Corporation	\$150,000
2200571	Emergency Repair of 18" SFE and 6" Secondary SFE Line at V	Ric-Man Construction Inc	\$149,000
2103091	Design build oversight services and support for 7 Mile/Neva	Stantec Consulting Services Inc.	\$145,900
2200332	Water Residential Assistance Program (WRAP) Administrat	County of Macomb	\$134,000
2103088	Engineering and analytical support	Wade Trim Associates Inc	\$120,000
2101151	OnBase EP4 Upgrade	i3-ImageSoft	\$118,655
2100721	GLWA Security Uniforms and Supplies	Allie Brothers Inc	\$104,700
2102184	Furnish all components and provide all labor necessary for	LimnoTech	\$100,534
2200550	Assistance on Assessing Affordability in The Authority's Ser	Raftelis	\$100,000
GLWA-CS-210	Administrative Hearing Officer Contract	Schenk & Bruetsch PLC	\$100,000
2103134	Emergency Geotechnical Services	FK Engineering Associates	\$100,000
2102510	Independent Engineering Firm to Provide Analysis and Rep	Applied Science Inc	\$100,000
2101820	Enterprise wide document scanning	Global Solutions Group Inc.	\$100,000
2004284	EDS Dashboard Pilot Enhancements	Emerson Process Management	\$96,545
2101321	Blanket PO for lighting and electrical supplies. Requested by	Graybar Electric Company	\$90,000
2103268	Service Agreement for Two Quick Trace M7600 Mercy Analy	Teledyne Leeman Labs	\$88,384
2200008	Advisa - Predictive Index Renewal	The Predictive Index LLC	\$87,000
2102225	Service Agreement for Biotage Horizon 3100 and 5000 Labo	Biotage LLC	\$76,637
2102557	UPS Replacement/Installation	PCI LLC	\$76,005
2201559	Purchase and Install Modified Bucket Pins at Grit Collectors	Titus Welding Company Inc	\$71,292
2200367	Seagull Control Services	American Falconry Services LLC	\$63,000
2102174	Volatile Fatty Acids Analysis	Wayne State University	\$62,600
2103970	Wastewater Treatment Assessment, Training, and Certificat	Bay de Noc Community College	\$58,520
2200348	Furnish and Install Geotechnical Polymer at the Sludge Proc	Havener Tech	\$57,450
2201268	Compensation Study	HR Management Group Inc	\$55,500
2101929	Installation and Furnishing of Shades	The Sheer Shop Inc.	\$55,000
2004673	Aruba Upgrade & Support	Moss Telecommunications Services	\$51,355
2103509	West Service Center Vibration Analysis	Mechanical Solutions, Inc.	\$49,350
2003090	Distribution Automation (DA) Gateway Software for a 90-Da	Landis+Gyr Technology, Inc.	\$48,240
2102672	Trusted Advisors for up to 250 hours	SkyNorth Software	\$47,250
1803437-1	Pump Repair for the Five Water Plants	Kennedy Industries Inc	\$46,935
2102007	Stationary Generator Repair and Maintenance	Wolverine Power Systems	\$45,000
2102742	Network Penetration Testing	Cyber Defense Technologies	\$43,193
2100234	Large scale (Grid) sampling for eColi in the waterways impa	Alliance of Rouge Communities	\$40,000
2200303	Installation of High Lift Pump Casing Pressure Transmitter	Advance Instrumentation Systems	\$39,000
2200670	Evaluation of Flow Cytometry for Drinking Water Applicatio	Wayne State University	\$35,315
2104330	Year Contract for Pipe Repairs	RJ Stacey LTD	\$35,000
2004493	MV VFD Preventative Maintenance Services, Leak Repairs, a	Siemens Industry Inc	\$34,956
2101630	GLWA Payment Portal Project	PaymentVision	\$30,000
2101806	Apprenti Memorandum of Understanding (MOU)	Apprenti	\$30,000
2103059	Preventative Maintenance and Repair Service for the Three	Evoqua Water Technologies LLC	\$28,133
2102101	Security Software, Maintenance, and Training	CI Technologies, Inc.	\$27,800
2897583	Req#170299	VWR International	\$25,000
2101258	Geo tab installing and repair of geo tabs	SGN Mobile Electronics	\$24,000
2101341	Remote Diagnosis and Repair Parts for Server Hardware	Park Place Technologies LLC	\$23,240
2100746	McNaughton-McKay Statement of Work #30213513.0	Mcnaughton Mckay Electric Company	\$23,200
2200080	IQ Express + Annual Hosting Fees	BigTime Software Inc.	\$23,040
2103086	Blanket Contract for Supply Goods for Removal and Abatem	Norkan Inc	\$20,000
2103137	Blanket Contract	Paragon Laboratories Inc	\$20,000
2200621	JIT Process Workshop	Plante & Moran PLLC	\$20,000
1703524	Thyssenkrupp Elevators for preventative monthly mainten	Thyssenkrupp Elevator Corp	\$19,892

Appendix A – FY 2022 Combined Contracts Awarded by Procurement.

Contract	Contract Description	Vendor	Amount (Awarded)
2100013	Target Solutions	TargetSolutions Learning, LLC	\$19,245
2200240	AISC QUOTE: 1152 SCREEN HOUSE PROJECT SCREEN HOUSE	Advance Instrumentation Systems	\$16,000
1902536	Refuse & recycling services various locations 10/15/2019 tl	Waste Management Of Michigan Inc	\$15,040
2101987	Composite Repair and Protective Services at Conner Creek C	Unconventional Services Inc	\$14,250
1804127	Preventative Maintenance and Repairs of Laboratory Equip	Hach Company	\$12,152
2103322	GLWA BOD Lab Additional Bench and Wall Shelving	Farnell Equipment Company	\$11,668
2200244	Hubbell-Southfield CSO Installation of An Exhaust Fan	Dunbar Mechanical, Inc.	\$10,866
2101988	Composite Repair and Protective Services at Hubbell-Southf	Unconventional Services Inc	\$10,050
2103141	Hubbell Southfield CSO : Basement Wall Secondary Containr	Havener Tech	\$7,500
1900356	Safety warehouse items (2 year contract)	Grainger	\$7,460
2200664	Purchase and Install Distilled Water Maker	Evoqua Water Technologies LLC	\$7,039
1900357	Tool warehouse items (2 year contract)	Grainger	\$6,597
2001235	Industrial Lubricant Inventory Items for GLWA Warehouses	Lubrication Engineers Inc.	\$6,500
2102397	Tiles, Cutting Tools & Accessories	Dal-Tile Distribution	\$6,000
2201518	IBM Cloud Pak for Data as a Service	LPA Software Solutions, LLC	\$6,000
1803594	Preventive Maintenance Services for all of the CSO Facilities	HESCO Group Inc.	\$4,030
2101040	Blanket PO for Welding Supplies	Metro Welding Supply Corporation	\$2,850
1900702	Contract for Grounds Maintenance Services for GLWA sites	Premier Group Associates LC	\$1,400
1900355	Plumbing warehouse items (2 year contract)	Grainger	\$1,357
1900230	Hardware warehouse items (2 year contract)	Black Anvil Construction Supplies	\$335
2002190	Rehabilitation of Ferric Chloride Feed Systems PS-1 and Slu	Weiss Construction Co LLC	\$1
GLWA-CS-010	Water Residential Assistance Program (WRAP)	Wayne Metro	\$0
2101117	Strategic energy plan	DTE Energy - Primary	\$0
			\$475,076,361

Appendix B – FY 2022 Combined Vendors Awarded by Procurement

Vendort	PO Count	Contract Count	Amount (Awarded)
Ric Man/Clark Joint Venture	1	1	\$92,468,705
Lakeshore Global Corporation	7	7	\$72,040,848
Kiewit Infrastructure Co	1	1	\$65,435,980
Linde Inc.	2	2	\$36,000,637
HDR Michigan, Inc.	1	1	\$29,012,865
Inland Waters Pollution Control Inc	1	1	\$26,800,000
Lanzo Companies, Inc.	1	1	\$18,695,250
Commercial Contracting Corporation	3	3	\$18,587,500
Pullman SST, Inc.	1	1	\$12,947,776
JCI Jones Chemicals Inc	2	2	\$8,556,781
Burns & McDonnell Michigan Inc.	1	1	\$7,891,696
CDM Smith Michigan Inc	1	1	\$7,869,811
Alight Solution LLC	1	1	\$6,917,324
Kokosing Industrial Inc.	1	1	\$6,840,000
Workday	1	1	\$6,260,170
NEXGEN Asset Management	1	1	\$5,680,491
Johnson Controls Inc.	1	1	\$5,390,800
Weiss Construction Co LLC	5	4	\$5,258,924
Pencco, Inc.	8	1	\$5,038,380
DHT Transport	4	3	\$3,756,100
PCI LLC	5	4	\$3,714,679
DE-CAL Inc	5	2	\$3,663,013
Major Contracting Group	1	1	\$3,562,500
FH Paschen	1	1	\$3,562,500
Clark Construction Company	1	1	\$3,562,500
J F Cavanaugh Company	1	1	\$3,562,500
Allied Building Service Co. Detroit	1	1	\$3,174,503
Univar USA Inc	5	1	\$2,948,743
Northwest Pipe Company	1	1	\$2,843,263
Arcadis of Michigan LLC	1	1	\$2,240,403
Detroit Water and Sewerage	3	1	\$1,980,000
PMA Management Corp	1	1	\$1,630,000
Wade Trim Associates Inc	2	2	\$1,620,000
Access Interactive	1	1	\$1,605,755
Ferndale Electric Company Inc	2	2	\$1,527,919
Dickinson Wright PLLC	2	2	\$1,358,413
Detroit Pump & Mfg Co	33	1	\$1,326,726
AECOM Great Lakes, Inc	1	1	\$1,295,000
Dykema Gossett PLLC	3	3	\$1,275,000
Flowserve US Inc	1	1	\$1,235,002
Aquasight LLC	1	1	\$1,217,500
Grainger	767	4	\$1,155,870
ThermalNetics LLC	1	1	\$1,109,000
Rotor Electric Co	1	1	\$1,029,090
Titus Welding Company Inc	4	4	\$990,857
Wayne State University	4	4	\$979,329
W C Ducomb Company	36	1	\$924,618
Wayne Metro	4	2	\$875,000
Schenk & Bruetsch PLC	2	2	\$850,000
Brown and Caldwell LLC	1	1	\$850,000
Ballard Marine Construction LLC	1	1	\$830,000
HESCO Group Inc.	48	3	\$798,451
Kerr, Russell and Weber, PLC	1	1	\$750,000
ESRI Inc.	1	1	\$750,000
Marra Services Inc	1	1	\$656,710
Systems Specialties	23	1	\$626,207
Nagle Paving Company	1	1	\$611,639
Zausmer, P.C.	2	2	\$600,001
Plunkett Cooney PC	2	2	\$600,000
Regents of the University of Mich.	1	1	\$590,179
Welding Concepts Training Inc	1	1	\$579,900
Oracle America Inc	2	1	\$579,519
Siemens Industry Inc	11	2	\$564,837
Tidal Basin Government Consulting	2	2	\$550,000
Madison Electric Company	60	1	\$546,548
Motor City Pipe & Supply Co	212	1	\$534,193
Mcnaughton Mckay Electric Company	83	2	\$513,268
Water Research Foundation	3	1	\$504,467
Kennedy Industries Inc	28	2	\$491,097
PFM Financial Advisors LLC	1	1	\$473,000
CDW Computer Centers Inc	37	1	\$458,592

Appendix B – FY 2022 Combined Vendors Awarded by Procurement

Vendor	PO Count	Contract Count	Amount (Awarded)
Robert Half Finance & Accounting	7	1	\$431,890
Hach Company	44	3	\$422,834
Integrated Power Services LLC	1	1	\$409,480
Data Consulting Group Inc	2	1	\$407,680
Ram Construction Services of Michig	1	1	\$404,010
Plante & Moran PLLC	3	3	\$397,500
GALCO Industrial Electronics	67	1	\$387,941
Evoqua Water Technologies LLC	11	3	\$372,681
Fluid Process Equipment	5	1	\$357,363
Experis US Inc	2	1	\$349,400
JGM Valve Corporation	22	1	\$346,006
MetalFab Inc	42	1	\$340,755
Veolia Water Technologies Canada	2	1	\$331,785
Framer Consulting Services LLC	1	1	\$312,000
Rosati, Schultz, Joppich &	1	1	\$300,000
Collins Einhorn Farrell PC	1	1	\$300,000
Epitec Inc	2	1	\$293,040
JWC Environmental Inc.	8	1	\$287,925
LimnoTech	2	2	\$283,078
HORIZON Lab Systems	1	1	\$273,918
360water, Inc.	2	1	\$270,300
Laird Plastics	9	1	\$254,543
MacAllister Machinery Co Inc	11	1	\$252,915
Pierce, Monroe & Associates LLC	1	1	\$250,000
Collins & Collins Law PC	1	1	\$250,000
Macomb Community College	1	1	\$242,500
American Water Works Association	1	1	\$242,044
Dubois-Cooper Associates Inc	4	1	\$236,458
Smartsheet Inc	1	1	\$234,000
4 Leaders LLC	1	1	\$229,000
West Coast Labour Systems Corp	1	1	\$227,905
Powell Fabrication & Manufacturing	2	1	\$213,166
Amazon Web Services Inc	2	1	\$209,121
Enterprise Holding Inc.	2	1	\$204,953
A/C Service & Repair Inc.	3	1	\$204,886
Marsh USA Inc.	1	1	\$200,000
The Hertz Corporation	1	1	\$200,000
The Allen Law Group PC	1	1	\$200,000
EJ USA Inc	21	1	\$193,253
Idexx Laboratories	20	1	\$184,828
RS Technical Services Inc	53	1	\$184,460
Circuit Breaker Sales Co., Inc.	5	1	\$179,050
Dunbar Mechanical, Inc.	3	3	\$174,077
Merit Laboratories Inc	9	1	\$174,054
Metro Welding Supply Corporation	18	3	\$171,778
OpTech	3	1	\$170,784
Havener Tech	6	3	\$162,050
Capp USA	29	1	\$161,807
Zones Inc	4	1	\$161,587
Cornerstone onDemand Inc.	1	1	\$159,583
OHM Advisors	1	1	\$159,000
Biotage LLC	5	2	\$155,511
Federal Pipe & Supply Co Inc	57	1	\$153,820
SE Michigan Council of Governments	3	1	\$153,584
Ric-Man Construction Inc	1	1	\$149,000
Stantec Consulting Services Inc.	1	1	\$145,900
Allingham Corporation	6	1	\$143,853
PVS Nolwood Chemical Inc	3	1	\$142,227
OSIsoft LLC	2	1	\$142,148
Intelligent Systems Group LLC	3	1	\$139,307
Premier Safety	42	1	\$135,705
Carahsoft Technology Group	3	1	\$135,065
County of Macomb	1	1	\$134,000
Thermo Electron North America LLC	2	1	\$124,439
Premier Group Associates LC	11	2	\$124,311
LinkedIn Corporation	2	1	\$123,676
Gabriel Novac & Associates Ltd.	2	1	\$122,251
i3-ImageSoft	1	1	\$118,655
Alfa Laval Inc	6	1	\$117,206
Bell Equipment Company	5	1	\$116,750
Communications Professionals Inc	26	1	\$113,529
Gilson Engineering Sales	2	1	\$110,131

Appendix B – FY 2022 Combined Vendors Awarded by Procurement

Vendor	PO Count	Contract Count	Amount (Awarded)
Allie Brothers Inc	2	2	\$106,072
Emerson Process Management	3	2	\$105,892
Moss Telecommunications Services	3	2	\$102,567
Sunbelt Rentals, Inc.	2	1	\$101,800
Dell Computer Corporation	9	1	\$100,963
EBARA Pumps Americas Corporation	1	1	\$100,008
Raftelis	1	1	\$100,000
Applied Science Inc	1	1	\$100,000
Global Solutions Group Inc.	1	1	\$100,000
FK Engineering Associates	1	1	\$100,000
Motor City Electric Co	5	1	\$98,885
MSC Industrial Supply Company	109	1	\$98,632
Rose Pest Solutions	1	1	\$95,535
RMF Nooter Inc	3	1	\$94,500
Detroit Salt Company LLC	3	1	\$94,359
Graybar Electric Company	3	2	\$93,482
The Macomb Group Inc	47	1	\$91,405
FranklinCovey Client Sales Inc.	1	1	\$90,950
Teledyne Leeman Labs	1	1	\$88,384
The Predictive Index LLC	1	1	\$87,000
EMC Corporation	4	1	\$86,661
Alta Equipment Company	1	1	\$85,795
D/A Central Inc	3	1	\$85,509
Cintas	23	1	\$85,046
Merrick Industries Inc.	1	1	\$83,656
Galloup,Forberg Smith, Merlo Energy	15	1	\$80,524
DP Brown Of Detroit Inc	13	1	\$77,978
Catch Transport, LLC	1	1	\$74,880
RedVector.com LLC	2	1	\$74,440
VWR International	25	2	\$72,723
US Bank	4	1	\$71,000
Macomb Mechanical Inc	6	1	\$69,953
America's Green Line	2	1	\$63,960
American Falconry Services LLC	1	1	\$63,000
Advance Instrumentation Systems	3	3	\$63,000
Midwest Industrial Rubber Inc.	3	1	\$62,726
Miss Dig System Inc.	1	1	\$61,265
DLT Solutions LLC	4	1	\$61,179
Michigan.com	3	1	\$58,836
Electrical Industries	1	1	\$58,795
Binkelman Corporation	18	1	\$58,730
Bay de Noc Community College	1	1	\$58,520
Interior Environments LLC	2	1	\$58,418
Innovyze Inc	1	1	\$56,915
Solarwinds	1	1	\$55,802
Wadsworth Solutions Northwest	4	1	\$55,652
HR Management Group Inc	1	1	\$55,500
The Sheer Shop Inc.	1	1	\$55,000
Sehi Computer Products Inc	4	1	\$54,585
Eastern Oil Company	10	1	\$54,009
RJ Stacey LTD	4	2	\$52,365
USA Bluebook - Main	7	1	\$51,950
iPROMOTEu.com Inc	2	1	\$50,300
TK Elevator Corporation	2	1	\$50,300
Red Gate Software	1	1	\$50,166
PMA Consultants LLC	1	1	\$50,000
Inlay Casting & Repair	1	1	\$49,500
Mechanical Solutions, Inc.	1	1	\$49,350
Barta Sales LLC	10	1	\$49,012
Michigan Chronicle Publishing Co	2	1	\$48,427
Landis+Gyr Technology, Inc.	1	1	\$48,240
Corrosion Fluid Products	10	1	\$48,087
SkyNorth Software	1	1	\$47,250
Christy Glass Company, Inc.	3	1	\$47,140
Caniff Electric Supply Co., Inc.	3	1	\$46,237
Park Place Technologies LLC	2	2	\$45,197
Wolverine Power Systems	1	1	\$45,000
Isle Inc.	1	1	\$45,000
M.L. Chartier, Inc.	1	1	\$44,550
Fisher Scientific Company LLC	6	1	\$44,323
Best Aire Compressors Services Inc	11	1	\$43,381
Cyber Defense Technologies	1	1	\$43,193

Appendix B – FY 2022 Combined Vendors Awarded by Procurement

Vendort	PO Count	Contract Count	Amount (Awarded)
Durawear Glove & Safety Co. Inc.	7	1	\$42,082
LaserCom, LLC	1	1	\$40,000
Alliance of Rouge Communities	1	1	\$40,000
Process Engineering & Equipment	3	1	\$39,907
Unconventional Services Inc	3	3	\$38,600
Agilent Technologies Inc	5	1	\$38,231
Communication Supply Co.	3	1	\$38,039
E2intel	5	1	\$37,500
Abraxis Inc	1	1	\$37,149
SPX Flow US LLC	2	1	\$37,110
Phoenix Environmental Inc	3	1	\$35,965
Wayne County Community College	2	1	\$35,590
Actuator Specialties	4	1	\$35,247
Marshall E. Campbell Company	29	1	\$34,205
Lubrication Engineers Inc.	9	2	\$33,723
Powder Bulk Products Inc	2	1	\$33,466
Canon Solutions America Inc	3	1	\$33,454
Tru Steel Metals LLC	2	1	\$33,428
Great Lakes Pump & Supply Co	2	1	\$32,581
Uline, Inc.	23	1	\$31,422
Polaris Sales Inc.	2	1	\$31,400
Zymo Research Corporation	1	1	\$31,100
Alro Steel Corporation	4	1	\$30,800
PaymentVision	1	1	\$30,000
Fleishman Hilliard Inc	1	1	\$30,000
Apprenti	1	1	\$30,000
Core Electric Company Inc	9	1	\$29,248
SDSpro LLC	1	1	\$29,021
Midwest Air Filter Inc	25	1	\$28,405
CI Technologies, Inc.	1	1	\$27,800
Bluewater Technologies Group Inc	1	1	\$27,736
ZOHO Corporation #4926	1	1	\$27,715
KamarOE	30	1	\$27,305
Apex Controls	2	1	\$26,927
Ingersoll Rand Company	3	1	\$26,835
Major Brand Oil Company Inc	2	1	\$26,523
Aquafit Chlorination System LLC	3	1	\$26,431
Waste Management Of Michigan Inc	11	2	\$26,422
WXYZ	1	1	\$26,100
HI Controls LLC	3	1	\$25,993
Canfield Equipment Service Inc	6	1	\$25,755
Sustema Inc.	2	1	\$25,170
Cincinnati Babbitt Inc	2	1	\$24,826
Schneider Electric Systems USA Inc.	1	1	\$24,160
SGN Mobile Electronics	1	1	\$24,000
Servomex Company	1	1	\$23,354
BigTime Software Inc.	1	1	\$23,040
Safety Services Inc	34	1	\$22,958
Yates Industries Inc	7	1	\$22,373
Newing-Hall Inc.	1	1	\$22,355
Schneider Electric IT USA, Inc	1	1	\$21,970
VEGA Americas Inc.	3	1	\$21,696
Rose Moving & Storage Co. Inc.	1	1	\$21,500
Paragon Laboratories Inc	2	2	\$21,450
Midwest Municipal Instrumentation	3	1	\$20,952
Saginaw Control & Engineering	1	1	\$20,474
Detroit Legal News	3	1	\$20,460
Norkan Inc	1	1	\$20,000
Water Environment Federation	1	1	\$20,000
Michigan State University	1	1	\$20,000
Gabbert's Concrete Products	1	1	\$20,000
Central Poly-Bag Corp	9	1	\$19,911
Thyssenkrupp Elevator Corp	2	1	\$19,892
Ward Diesel Filter Systems	1	1	\$19,789
TargetSolutions Learning, LLC	1	1	\$19,245
Global Green Service Group	1	1	\$19,000
LPA Software Solutions, LLC	3	2	\$18,983
Energy Products Inc	1	1	\$18,794
LabStrong Corporation	5	1	\$18,788
G.E. Distribution Service/ipromoteu	4	1	\$18,758
Environmental Resource Associates	28	1	\$18,725
Choctaw-Kaul Distribution Company	14	1	\$18,501

Appendix B – FY 2022 Combined Vendors Awarded by Procurement

Vendort	PO Count	Contract Count	Amount (Awarded)
American Gear & Engineering, Inc	3	1	\$18,400
I & C Sales North Inc	2	1	\$18,124
SW Controls Inc	5	1	\$18,070
Ohio Medical LLC	1	1	\$17,674
Nidaz LLC	1	1	\$17,085
Global Knowledge Training	1	1	\$16,859
Black Anvil Construction Supplies	18	2	\$16,825
HD Edwards & Company	16	1	\$16,592
Bearcom	2	1	\$16,332
Jim Myers & Sons, Inc.	2	1	\$16,299
ReadyOP Communications Inc.	2	1	\$16,000
Dal-Tile Distribution	2	2	\$16,000
The Transmitter Shop	1	1	\$15,675
Dell Marketing LP	1	1	\$15,592
Ferguson Waterworks	1	1	\$15,540
Alfonsi Railroad Construction Co	1	1	\$15,444
Jack Doheny Companies Inc	6	1	\$15,276
EH Wachs	2	1	\$15,110
Rosemount Inc	3	1	\$15,072
Public Rubber & Supply Co Inc	16	1	\$14,987
SafetySkills, LLC	1	1	\$14,400
Matterport, Inc.	1	1	\$14,388
R.S. Means Company LLC	2	1	\$14,326
Scientific Methods Inc	1	1	\$14,220
BAVCO	8	1	\$14,161
Integra Chemical Company	5	1	\$14,136
AAA Wire Rope & Splicing Inc	2	1	\$13,927
BCC Distributon	2	1	\$13,798
AOSH Services LLC	1	1	\$13,600
Clayton Industries	6	1	\$13,376
REACH Media Network	1	1	\$13,330
Carlson-Dimond & Wright Inc	5	1	\$13,142
Nuair Fluid Power Inc	3	1	\$13,091
Motion Industries Inc	7	1	\$12,505
AT&T	3	1	\$12,338
Alfa Medical Equipment Specialists	1	1	\$12,333
Cryogenic Pipe Freezing Solutions	1	1	\$11,962
Downriver Refrigeration Supply Co	5	1	\$11,909
Aerotek Inc.	1	1	\$11,830
Farnell Equipment Company	1	1	\$11,668
Sentinel Self Defense / Federal Gun	1	1	\$11,639
Cut-Rate Batteries LLC	1	1	\$11,560
ANSYS, Inc.	1	1	\$11,290
Waterworks Systems & Equipment Inc	2	1	\$11,220
Aero Filter Inc	13	1	\$11,106
Electro-Matic Products Inc	1	1	\$10,877
Tri Star Steel Corporation	2	1	\$10,773
Progressive Plumbing Supply Co Inc	25	1	\$10,648
DTN LLC	2	1	\$10,476
Hamlett Environmental Technologies	4	1	\$10,468
ZLED Lighting	4	1	\$10,200
CBT Nuggets, LLC	1	1	\$10,180
De Nora Water Technologies, LLC	1	1	\$10,116
Moody's Investors Service Inc	1	1	\$10,000
The Water Tower Institute	1	1	\$10,000
Wholesale Heating Supply CO	1	1	\$9,833
Service Electric Supply Inc	25	1	\$9,359
Cech Corporation	2	1	\$9,318
iProjectSolutions LLC	1	1	\$9,150
Dice Career Solution	1	1	\$9,115
Xylem Water Solutions Usa Inc	1	1	\$9,086
Articulate Global, LLC	1	1	\$9,061
Fibre Industries	9	1	\$8,960
Michigan CAT	2	1	\$8,855
Crane Technologies Group Inc	1	1	\$8,770
Johnson Controls Fire Protection LP	1	1	\$8,645
Z Contractors, Inc	1	1	\$8,350
Detroit Stoker Company LLC	1	1	\$8,323
Ozone Water Systems, Inc	2	1	\$8,227
Gardner Denver Nash LLC	1	1	\$8,179
Nu-Star Inc.	1	1	\$8,118
CLE Strategic Solutions LLC	4	1	\$8,000

Appendix B – FY 2022 Combined Vendors Awarded by Procurement

Vendort	PO Count	Contract Count	Amount (Awarded)
RubberForm Recycled Products, LLC	1	1	\$7,942
Brehob Corporation	2	1	\$7,886
Ayyeka Inc.	1	1	\$7,875
Sherwin Williams Company	9	1	\$7,512
Environmental Resources Inc.	1	1	\$7,500
PegEx, Inc	1	1	\$7,420
Lyon LLC	2	1	\$7,375
MSA Safety Sales LLC	2	1	\$7,281
Blue Water Air Compressor	2	1	\$7,264
United Rentals North America Inc	6	1	\$7,202
Applied Industrial Technologies Inc	1	1	\$7,139
Allied-Eagle Supply Company LLC	6	1	\$7,058
Exotic Automation & Supply	8	1	\$7,058
Ovivo USA, LLC	2	1	\$7,003
Helwig Carbon Products Inc	6	1	\$6,844
Schreiber Corporation	1	1	\$6,500
Synergy Equipment	1	1	\$6,408
PTS Professional Technical Service	1	1	\$6,275
Bearing Service Inc	5	1	\$6,206
Klein Inc.	4	1	\$6,158
Etna Supply Company	2	1	\$6,103
Michfab Machinery Inc.	1	1	\$6,013
Pyrosoft Inc	1	1	\$6,010
W.S.I. Industrial Services, Inc.	2	1	\$6,000
Santoro Incorporated	1	1	\$5,967
C P E Filters Inc	3	1	\$5,850
Lightstoreusa, Inc.	2	1	\$5,841
Motor City Door Company, Inc.	2	1	\$5,816
Hope Industrial Systems Inc	1	1	\$5,793
FTP Today Inc.	1	1	\$5,700
Mazzella Lifting Technologies Inc	1	1	\$5,664
Pumps & Systems Inc	1	1	\$5,538
F B Wright Company	7	1	\$5,393
Raven Environmental Products Inc	4	1	\$5,377
Kirk's Automotive Inc	24	1	\$5,292
Jade Scientific Inc	2	1	\$5,271
Core & Main LP	1	1	\$5,265
Henry Ford College	2	1	\$5,188
Indian Springs Mfg. Co Inc	5	1	\$5,172
Complete Battery Source	3	1	\$5,170
VESCO Oil Corporation	3	1	\$5,149
Technical Hot & Cold	1	1	\$5,148
Harrington Industrial Plastics LLC	12	1	\$5,113
Met One Instruments Inc	2	1	\$5,105
Fibergrate Composite Structures	1	1	\$5,083
JL Geisler Sign Company	1	1	\$5,080
Professional Pump Inc	2	1	\$5,047
Teledyne CETAC Technologies Inc	1	1	\$5,000
Digital Assurance Certification LLC	2	1	\$5,000
Trimble Inc	2	1	\$4,970
Global Equipment Company Inc.	3	1	\$4,830
Greenia's Outdoor Power	1	1	\$4,720
J.J. Supply Company Inc.	3	1	\$4,697
Transcat Inc	3	1	\$4,615
Howrani Studios	1	1	\$4,540
Unconventional Solutions Inc	2	1	\$4,529
T & N Services Inc	4	1	\$4,517
Proteus Instruments	3	1	\$4,511
Quality Air Service Inc.	1	1	\$4,380
Chemtrac Inc	2	1	\$4,370
SCP Science	1	1	\$4,278
Brooks Lumber Company	6	1	\$4,260
WWTSLLC, Inc.	1	1	\$4,255
Signature Contracting Group, LLC	1	1	\$4,200
American Water College	1	1	\$4,150
Able Label	2	1	\$4,068
Team Industrial Services Inc	2	1	\$4,000
Bearing Headquarters Co	5	1	\$3,952
Identification Lamination Products	3	1	\$3,875
Air Design Incorporated	1	1	\$3,800
Radwell International Inc.	3	1	\$3,671
Benlee	1	1	\$3,541

Appendix B – FY 2022 Combined Vendors Awarded by Procurement

Vendor	PO Count	Contract Count	Amount (Awarded)
EnviroScape	1	1	\$3,535
Ino-Tek Inc	1	1	\$3,511
Precision Digital Corporation	1	1	\$3,448
Gravotech, Inc.	1	1	\$3,422
Instrumart	1	1	\$3,377
Hanna Instruments USA	1	1	\$3,158
McMaster-Carr Industrial Supply Co	9	1	\$3,155
NSI Lab Solutions Inc	3	1	\$3,067
RedGuard Fire & Security, Inc.	1	1	\$3,000
Swanky Restroom Trailers	1	1	\$3,000
Tobys Instrument Shop Inc	5	1	\$2,996
Schoolcraft College	1	1	\$2,898
NLB Corp.	1	1	\$2,890
Metro Bolt & Fastener	1	1	\$2,869
B & H Machine Sales, Inc	1	1	\$2,819
Gutter Supply Inc	1	1	\$2,794
Cornerstone Controls Inc	1	1	\$2,756
Kerr Pump and Supply, Inc.	2	1	\$2,639
Association for Talent Development	1	1	\$2,631
Resa Service LLC	1	1	\$2,600
Crown Lift Trucks	3	1	\$2,579
Michigan Air Product	1	1	\$2,575
S P Kinney Engineers Inc	3	1	\$2,561
Towlift Inc	2	1	\$2,500
York Repair Inc	2	1	\$2,474
Bearings and Industrial Supply Co	4	1	\$2,459
Quadient Inc.	1	1	\$2,448
BondLink	2	1	\$2,400
M C Gutherie Lumber Company	3	1	\$2,369
Contractors Connection Inc	4	1	\$2,317
The Crowley Company	1	1	\$2,300
Bentley Systems Incorporated	1	1	\$2,268
Dwyer Instruments Inc.	1	1	\$2,187
ERDCO Engineering Corporation	2	1	\$2,162
Global Environmental Consulting LLC	2	1	\$2,150
Pollardwater	3	1	\$2,136
Bromberg & Associates LLC	1	1	\$2,130
Commerical Group Lifting Products	1	1	\$2,060
Birclar Electric & Electronics LLC	1	1	\$2,048
AVE Office Supplies	4	1	\$2,032
Chemical Systems Inc	1	1	\$1,989
Ideation Orange	1	1	\$1,950
The Lab Depot Inc	3	1	\$1,942
Johnson Plastics Plus	1	1	\$1,884
City of Highland Park	1	1	\$1,800
Thermo Fisher Scientific Asheville	2	1	\$1,747
Prestige Worldwide Technologies, LL	1	1	\$1,695
Gilson Company	1	1	\$1,577
B&H Photo-Video	3	1	\$1,547
Wright Tool Co	1	1	\$1,530
Andax Industries LLC	3	1	\$1,523
Andritz Separation Inc	1	1	\$1,506
Advance Plumbing & Heating Supply	6	1	\$1,485
Detroit Ready Mix Concrete Inc	1	1	\$1,475
Discovery Solutions Inc	1	1	\$1,450
JC Goss Company	1	1	\$1,415
State Chemical Solutions	1	1	\$1,369
Flor Dri Supply Company Inc	2	1	\$1,343
Connection Technology Center Inc	1	1	\$1,318
Piping Components, INC	3	1	\$1,316
Downriver Utility Wastewater Auth.	2	1	\$1,294
Boll Filter Corporation	1	1	\$1,286
Texas Refinery Corporation	1	1	\$1,232
Recycle Waste Services Inc.	1	1	\$1,207
Torch Associates LLC	2	1	\$1,198
Cole-Parmer Instrument Company LLC	2	1	\$1,060
Oscar W Larson Company	1	1	\$1,058
SELECT EQUIPMENT CO.	1	1	\$1,050
Michigan Municipal League	1	1	\$1,020
Southeast MI Community Alliance	1	1	\$1,000
J. D. Gould Company Inc.	1	1	\$1,000
NOAR Technologies	1	1	\$995

Appendix B – FY 2022 Combined Vendors Awarded by Procurement

Vendort	PO Count	Contract Count	Amount (Awarded)
YSI Incorporated	1	1	\$983
Adica Fleet Services, LLC	1	1	\$975
JobFairGiant.com	1	1	\$967
Devar Inc.	1	1	\$954
Environmental Consulting	1	1	\$921
International Controls & Equipment	2	1	\$897
Apollo Fire Apparatus Repair Inc.	1	1	\$879
Action Mat & Towel Rental	1	1	\$868
Excel Industrial Electronics, Inc.	1	1	\$770
ZVerse Inc.	1	1	\$724
MRO Electric and Supply	1	1	\$695
Empire Equipment & Supply Inc.	2	1	\$674
J H Bennett & Company Inc	1	1	\$656
AHB Tooling & Machinery LLC	1	1	\$625
United Filtration Systems Inc.	1	1	\$596
Kiesler Police Supply Inc	1	1	\$578
Marlin Manufacturing Corporation	1	1	\$561
Michigan Dept. of State Police	2	1	\$560
Road Commission for Oakland County	1	1	\$550
Drinkpod LLC	2	1	\$550
Medler Electric Company	3	1	\$545
Staples Business Advantage	2	1	\$513
GEO Jobe GIS Consulting	1	1	\$500
Sysmex America, Inc.	3	1	\$499
Empire Wire & Supply LLC	1	1	\$493
Jett Pump & Valve LLC	1	1	\$489
BulbCycle, Inc.	2	1	\$484
AutomationDirect.com Inc.	2	1	\$431
IDN Hardware Sales, Inc.	1	1	\$430
Hotsy Midwest Cleaning Systems	1	1	\$426
UniMeasure Inc.	1	1	\$417
Omega Engineering Inc	1	1	\$402
Fab Tech Wastewater Solutions LLC	1	1	\$357
Laurel Electronics Inc.	1	1	\$343
McGard LLC	1	1	\$312
Acme Bolt & Nut Co Inc	2	1	\$303
GDI Services Inc	1	1	\$300
United States Plastic	1	1	\$284
Michigan Valve & Fitting Inc	2	1	\$283
Seton	1	1	\$270
YourMembership.com, Inc.	1	1	\$250
Thomas Scientific Inc	1	1	\$236
Liberty Plumbing Supply Company	1	1	\$233
Staples	2	1	\$229
Shimadzu Scientific Instruments Inc	1	1	\$212
Labconco Corp	1	1	\$193
Accuform Printing & Graphics Inc	1	1	\$186
Washtenaw County Road Commission	1	1	\$177
Global Industrial	1	1	\$169
Baileigh Industrial	1	1	\$167
Chart Pool USA Inc	1	1	\$166
EMP Industries Inc	1	1	\$157
Ti Training LE, LLC	1	1	\$100
Schwing Bioset Inc	1	1	\$58
Genesee County Drain Commissioner	1	1	\$0
DTE Energy - Primary	1	1	\$0
Grand Total	3529	166	\$536,348,238

Appendix C – FY 2022 Combined Contracts Invoiced.

Contract	Contract Description	Vendor	Amount (Millions)
GLWA-DB-150	Repair of Raw Water Tunnels	Ballard Marine Construction LLC	23,747,076
1803312	WSCR Pump House & Division Valve	Kokosing Industrial Inc.	17,111,743
GLWA-PC-792	Bio-Solids Dryer Facility	New England Fertilizer Company	16,021,050
2004456	14 Mile Transmission Main Loop	Ric Man/Clark Joint Venture	12,900,522
GLWA-CS-272	Capital Program Delivery Contract	AECOM Great Lakes, Inc	11,147,677
1901658	Facilities Maintenance Services	Lakeshore Global Corporation	9,977,803
1803258	(DB) Northeast Flow Control Facility	Walsh Construction Company	9,706,824
2003730	Water trans main, valve & other repairs	Lakeshore Global Corporation	9,279,530
GLWA-CON-170	Sludge Removal and Disposal Services	Mobile Dredging & Video Pipe Inc	8,846,437
GLWA-CON-149	Emergency Sewer Repair CIP 1263	Inland Waters Pollution Control	8,291,632
1804129	Schoolcraft 48" Water Transmission Main	Lakeshore Global Corporation	8,158,118
GLWA-CON-297	Fairview Sewage Pump Station	Weiss Construction Co LLC	7,699,418
GLWA-CON-252	SWTP Steam Condensate Return & Compress Air	Clark Construction Company	6,778,978
1900134	CIP #14002 Springwells WTP Low Lift Suction Isolation	Barton Malow Company	6,317,921
GLWA-DB-226	Repair and Rehab of (DRI) Alter to (WRRF)	Jay Dee Contractors Inc.	6,078,618
GLWA-CON-158	Specialized Services Contract	Lakeshore Global Corporation	5,680,824
2000610	Yard Piping, Valve & Venturi Meter Replace	Lakeshore Global Corporation	5,652,354
RFB 1900744	RFB 1900744 Reservoir Rehabilitation Project at Imlay	Pullman SST, Inc.	5,532,479
2001488	6 Mile/Nevada Main Renewal	Pullman SST, Inc.	4,973,286
1803621	Wick Rd. 48-Inch Water Transmission Main	Ric-Man Construction Inc	4,932,000
1802745	Water Transmission Main, Valve and other priority rep	Ric-Man Construction Inc	4,695,534
1900741	Engineering Services for 96-Inch Water Transmission M	Jacobs Consultants, Inc.	4,366,412
1902224	Design Build Contract for the CSO Structural Improvem	Pullman SST, Inc.	4,138,036
GLWA-CS-120	Freud and Conner Creek Pump Station Improvements S	Arcadis of Michigan LLC	3,979,697
GLWA-SOQ-135A	Security Infrastructure Improvements	Rotor Electric Co	3,932,045
1803025-6	Job Order Contract - (6 vendors total)	Weiss Construction Co LLC	3,576,520
1904337	WRRF PS-2 Bar Racks Replacements and Grit Collection	Hazen and Sawyer	3,376,250
1904254	Water Works Park to Northeast Water Treatment Plant	Dan's Excavating Inc.	3,256,197
2003330	HVAC and Odor Control Improvements - Oakwood CSO I	Commercial Contracting Corporation	2,968,876
2002190	Rehabilitation of Ferric Chloride Feed Systems PS-1 and	Weiss Construction Co LLC	2,879,751
1803990	Design Build Contract for 1803990 Lake Huron Water T	Weiss Construction Co LLC	2,456,358
GLWA-CS-103	Professional Engineering Service Springwells Low and	CDM Smith Michigan Inc	2,295,921
1904197	CSO Long-Term Control Plan	LimnoTech	2,250,878
1802410	Rehabilitation of various sampling sites and PS2 Ferric C	Commercial Contracting Corporation	2,221,884
1903598	Construction Manager at Risk for the Assessment and R	The Christman Company	2,087,513
9172	Sewer Operations Primary Sedimentation	Kemira Water Solutions	2,035,567
1803025-2	Job Order Contract - (6 vendors total)	Commercial Contracting Corporation	2,030,578
2000292	New Valve Exercising Project for Field Services	Hydromax USA LLC	1,930,177
RFB-1123	Sodium Hypochlorite	PVS Nolwood Chemical Inc	1,909,902
2102187R	Oxygen Nitrogen Supply and Service Agreement	Praxair Inc	1,857,824
1803705	Comprehensive Corrosion Control Optimization Study	Arcadis of Michigan LLC	1,838,972
GLWA-CON-197	GLWA-CON-197 Modifications to Incinerator Sludge Fee	Weiss Construction Co LLC	1,816,413
GLWA-CS-166	Capital Improvement Program CIP Implementation Ass	PMA Consultants LLC	1,814,363
1903312	13 Mile Transmission Main Loop - Phase I	Major Cement Company	1,748,883
2003102	Garland, Hurlbut, Bewick Water Transmission System F	Pullman SST, Inc.	1,730,968
GLWA-CS-119(a)	WAM Support and Enhancement Services	DXC Technology Services LLC	1,724,000
2002193	Southwest Water Treatment Plant Chlorine Scrubber ar	Kokosing Industrial Inc.	1,685,083
2002655	Study and Design Services for Northwest Interceptor R	FK Engineering Associates	1,608,733
2004666	Conner Creek Canal Dike Improvements	M-K Construction Company Inc.	1,579,639
2004735	Design/Build Contract for Incineration Complex Fire Re	Commercial Contracting Corporation	1,473,424
4302	89 Ton Liquid Chlorine (WRRF)	JCI Jones Chemicals Inc	1,461,585
1802170	Fleet Management Service	Enterprise Fleet Management	1,441,972
1904332	(Multiple PO's) Commercial Janitorial Services	GDI Services Inc	1,440,342
2000644	Power Monitor Installation Project	DES Electric LLC	1,363,364
1900995	Maintenance and Repair of Electrical Equipment	Motor City Electric Co	1,361,316
GLWA-CON-179	Professional and Technical Services	PCI LLC	1,327,441
2004773	Low Voltage Wiring Task Order Services	Lakeshore Global Corporation	1,313,359
GLWA-CS-1747	Fairview Sewage Pump Station	Brown and Caldwell LLC	1,286,301
1902659	Linear System Integrity Program	HDR Michigan, Inc.	1,270,915
1904449	Lake Huron Water Treatment Plant Pilot Plant Design B	Brown and Caldwell Constructors	1,270,553
GLWA-CS-090A	Professional Engineering Services Instrumentation and	PCI LLC	1,217,840
1803769	Low Lift Wash Water Treatment Plant Pumping Improv	Arcadis of Michigan LLC	1,194,875
2004082	Rehabilitation of Woodward Sewer System	Lanzo Companies, Inc.	621,218
		Lanzo Construction Co., Florida	544,943
2003443	Study and Design Services for Conveyance System	FK Engineering Associates	1,156,067
GLWA-CON-285	Wholesale Water Meter Rehabilitation & Meter Replac	Lakeshore Global Corporation	1,089,829
1134	Sewer I&E	Emerson Process Management	1,069,655
2001456	Springwells Water Treatment Plant 1958 Settled Water	Spence Brothers	996,454

Appendix C – FY 2022 Combined Contracts Invoiced.

Contract	Contract Description	Vendor	Amount (Millions)
2102509	Independent Engineering Firm to Provide Analysis and	AECOM Great Lakes, Inc	983,043
2000757	Lake Huron Water Treatment Plant Lagoon Area Maintenance	M.L. Chartier, Inc.	966,384
1803508	Liquid Chlorine for Water Plants (one ton) - 2 renewal	JCI Jones Chemicals Inc	965,536
1802448	13 Mile Transmission Main Loop	Brown and Caldwell LLC	964,078
2000970	Rehabilitation of Screened Final Effluent (SFE) Pump Station	Noresco LLC	938,127
GLWA-CS-102	Rehabilitation of Pump Station No. 1 Improvements	Wade Trim Associates Inc	927,512
1802575	GLWA Conveyance System Engineering Services	Brown and Caldwell LLC	925,771
1901569	Dell MiDeal Agreement	Dell Computer Corporation	914,025
2200346	VMWARE Cloud Disaster Recovery as a Service	Access Interactive	887,289
2004889	Specialized Services	Lakeshore Global Corporation	878,438
1803942	Downriver Transmission Main Loop	OHM and WSP, A Joint Venture	863,775
1902548A	Heating, Ventilation, and Air Conditioning (HVAC) Build	Johnson Controls Inc.	847,529
1803025-3	Job Order Contract - (6 vendors total)	DE-CAL Inc	827,882
GLWA-CS-2102199	Legal Services - Expert Witnesses	Brown and Caldwell LLC	822,300
1900318-6	Engineering Services for GLWA (all sites) - 6 vendors to	Wade Trim Associates Inc	816,482
GLWA-CS-198	Asset Management	CH2M Hill Engineers Inc	793,229
1802774	Springwells Water Treatment Plant 1930 Sedimentation	Kokosing Industrial Inc.	775,187
2001051	Southwest Water Treatment Plant SCADA Network Upgrade	Burns & McDonnell Michigan Inc.	758,952
1903601	Yard Piping Engineering Services	CDM Smith Michigan Inc	725,728
2100144	Fuel Services	Crystal Flash, Inc.	713,255
GLWA-CS-2102200	Legal Services	Wade Trim Associates Inc	712,144
GLWA-CS-299	GLWA-CSO Facilities Needs Assessment Project	Jacobs Consultants, Inc.	703,681
1803709	Conveyance System Infrastructure Improvements	Applied Science Inc	686,997
2100891	Rehabilitation of Outfall B-38	Lakeshore Global Corporation	650,880
2920576	Pipeline Oxygen Supply Agreement	Praxair Inc	641,489
GLWA-CS-152	Route Alternatives Analysis and Preliminary Design for	CH2M Hill Engineers Inc	635,842
1900702	Contract for Grounds Maintenance Services for GLWA sites	Premier Group Associates LC	626,031
SCO-1134	1.WWP Filter Upgrade Project, 2. WRRF DOO, 3.WWP Valve	Emerson Process Management	612,587
2103952	Restoration of the area, impacted by the installation of	Nagle Paving Company	611,639
GLWA-CS-216	Third Party Facilitator - Customer Outreach	Bridgeport Consulting LLC	595,958
GLWA-CS-151A	Reservoir Inspection, Design and Construction Project,	Hazen and Sawyer	575,089
2100911	Baby Creek Roof Replacement and Roofing Improvement	Schreiber Corporation	554,229
1803126	Chemicals and Laboratory Supplies	Hach Company	546,595
1803823	Lake Huron Water Treatment Plant Raw Sludge Clarifier	Weiss Construction Co LLC	542,608
2103317	Emergency Procurement for City of Detroit Public Light	Ferndale Electric Company Inc	535,688
GLWA-CS-239	Good Sewer Metering Practices & Analytic Services	CDM Michigan, Inc	524,924
2101032	St. Aubin Outfall Improvements	Marra Services Inc	515,460
1900318-4	Engineering Services for GLWA (all sites) - 6 vendors to	Hubbell, Roth & Clark, Inc.	504,067
2001082	Emergency Standby Generator Preventative Maintenance	Preventive Maintenance Technologies	494,648
2004825	Construction Manager at Risk (CMAR) for 96-Inch Water	Kiewit Infrastructure Co	476,157
GLWA-CS-195	Financial Management Consulting Services	The Foster Group LLC	475,500
1901555	Snow Removal & De-icing Services for two(2) years with	Premier Group Associates LC	432,168
2000284	Fire -Alarms, Sprinklers, Extinguishers- Maintenance &	Johnson Controls Fire Protection LP	431,181
1803594	Preventive Maintenance Services for all of the CSO Facil	HESCO Group Inc	426,669
2100998	East Avon Early Works Pipe Material Procurement for t	Northwest Pipe Company	426,489
2003901	Non-Standard Joint Funding Agreement for Water Reso	United States Geological Survey	420,000
1902548	HVAC CONTRACT FOR WWOG	PTS Contracting	414,688
GLWA-CS-259	As-Needed Engineering Services for Concrete Testing, G	Somat Engineering Inc	406,489
1900318-5	Engineering Services for GLWA (all sites) - 6 vendors to	HDR Michigan, Inc.	405,658
1803978	Ceridian Human Resources Information Systems (HRIS)	Ceridian	401,448
2100822	Lease of Warehouse Space in Melvindale, Michigan	Family Associates, LLC	398,757
1900318-1	Engineering Services for GLWA (all sites) - 6 vendors to	Arcadis of Michigan LLC	390,562
2000917	Refractory Inspection & Repairs - Complex Incineration	Commercial Contracting Corporation	389,343
GLWA-CS-055	Replacement of Yard Piping	AECOM Great Lakes, Inc	385,717
1903426	Arc Flash Study	The Osborn Engineering Company	383,286
2004549	Lake Huron Water Treatment Plant - Flocculation Improv	CDM Smith Michigan Inc	382,551
4000701 (1900516)	Energy Management: Freeze Protection Pump Installati	Commercial Contracting Corporation	365,452
1902548B	Heating, Ventilation, and Air Conditioning (HVAC) Build	Johnson Controls Inc.	365,054
GLWA-CON-268	Park - Merriman 24" Watermain	Salenbien Trucking & Excavating Inc	364,505
2000279	Springwells Water Treatment Plant Flocculator Drive R	Fishbeck	356,969
GLWA-CS-1671	Steam, Condensate Return and Compressed Air	METCO Services Inc	350,589
GLWA-CS-277	13 Mile Rd. PCCP Water Main Condition Assessment & P	Pure Technologies US Inc	350,000
1802499	Water Works Park HVAC Improvemnets	HDR Michigan, Inc.	345,677
2002135	Seagull Habitat Modification and Swale at WRRF	Erie Construction LLC	340,160
2003785	Dye Testing Services and As-Needed Engineering	Applied Science Inc	336,923
1901592	GIS Strategic Support Services	Magnolia River Services Inc.	336,733
2000068	Landfill Service For Lime Stabilized Dewatered Sludge	Waste Management Of Michigan Inc	322,525
GLWA-CS-168	Conveyance System Interceptors & Trunk Sewers	FK Engineering Associates	317,482
2102026	Aura 6.0 and annual maintenance	Aquasight LLC	309,159
1802543	Rehabilitation of Ferric Chloride Feed Systems at PS-1 a	Hazen and Sawyer	306,828
GLWA-CS-006	Third Party Claims Administrator	Broadspire Services Inc	302,261

Appendix C – FY 2022 Combined Contracts Invoiced.

Contract	Contract Description	Vendor	Amount (Millions)
GLWA-CON-253	Springwells Reservoir Fill Line Improvements	Ric-Man Construction Inc	298,309
2001434	Assessing the Integration of Real Time Control (RTC) W	Regents of the University of Mich.	288,380
2001433	Marketing and Communications Services	Fleishman Hilliard Inc	285,904
1164	Intrusion Alarm Maintenance for Security and Informat	D/A Central Inc	285,581
GLWA-LS-140	Legal Rep. Consultation & Advice to GLWA	Dykema Gossett PLLC	280,076
2001317	Overhead Door Assessment, Repair & Replacement Serv	Secure Door LLC	279,061
1902721	2 Year contract for Investment advisor services with tw	PFM Asset Management LLC	234,906
2002350	Preventative maintenance, inspection and repair of Rot	Systems Specialties	231,623
GLWA-CS-002(a)	Financial Adviser	PFM Financial Advisors LLC	230,559
1902299	ITSM	Avante Solutions, Inc.	225,644
2102500	Esri Licensing for all Water operations	ESRI Inc.	225,000
1904860	Bacteriological Water Testing Supplies and Reagents	Idexx Laboratories	223,764
GLWA-LS-2102207	Legal Contract for June 25th & 26th, 2021 Rain Events	Schenk & Bruetsch PLC	222,515
GLWA-CS-235	Property and Casualty Insurance Brokerage and Ancilla	Marsh USA Inc.	216,666
1802179	Polymer Flocculant at WRRF	Polydyne Inc	214,449
1902658	CSO Outfall Rehabilitation - Phase IV	Marra Services Inc	212,170
GLWA-CON-089A	Low Voltage Wiring Services	Lakeshore Global Corporation	210,331
1904562	Fuel Maintenance	Phoenix Environmental Inc	210,233
1900933	External Auditor Services (related to FY 2019, FY 2020	Baker Tilly Virchow Krause, LLP	201,192
1905101	NORTHEAST WATER TREATMENT PLANT HIGH-PRESSURE	J F Cavanaugh Company	197,151
1803456	Loading, Hauling and Disposal of Scum	Rickman Enterprise Group LLC	190,097
1902702	(Multiple PO's) Furniture and Flooring and Space Desig	Interior Environments LLC	186,728
1902040	CIP 260615 - Site Improvements at Leib and Puritan Fe	DMC Consultants, Inc.	178,897
2001694	Water Residential Assistance Program Advisor	Public Sector Consultants	168,289
1905154	Preventative Maintenance and Repairs for Clayton Stea	Clayton Industries	165,869
GLWA-LS-295	Legal Rep. subsequent to Lease with COD & Regional wa	Dickinson Wright PLLC	165,415
2101048	GLWA TPA Services	PMA Management Corp	162,348
2001235	Industrial Lubricant Inventory Items for GLWA Wareho	Lubrication Engineers Inc.	158,716
2002363	Printers for Print Shop	Xerox Corporation	158,443
2000092	Systems Planning	Wade Trim Associates Inc	152,411
1902063 (GLWA-CS	Ypsilanti Pump Station Improvements Design	Brown and Caldwell LLC	147,211
1900646	Uniform Rental and Laundering for Water Supply Opera	Unifirst Corporation	146,365
GLWA-LS-2102518	Real Property Matters	Zausmer, P.C.	144,902
2002908	WAM Systems Specialist expertise and support for the C	David D. Taylor	144,620
GLWA-LS-2102598	June and July 2021 Rain Events	Dickinson Wright PLLC	140,752
2001402	COVID-19 / SARS-CoV-2 in Detroit: Surveillance and Pre	Michigan State University	140,695
1902084	Original PO 10861 Req 1803326 Project Management A	Plante & Moran PLLC	138,204
2002946	Environmental Health and Safety Compliance Services	NTH Consultants Ltd	137,055
1803025-5	Job Order Contract - (6 vendors total)	Lakeshore Global Corporation	134,891
1900217	Construction Agreement for GLWA sites	Future Fence Company	134,058
GLWA-CS-116	Conner Creek Emergency Work	Hubbell, Roth & Clark, Inc.	133,471
1803810	Organizational Development Training (One Water Insti	360water, Inc.	133,135
1900356	Safety warehouse items (2 year contract)	Grainger	127,583
2102464	Heating, Ventilation and Air Conditioning (HVAC) Build	Dunbar Mechanical, Inc.	127,003
RFB-1067	Service & Parts for all Pumps Rated 125Hp & Lowe	Detroit Pump & Mfg Co	123,312
1904736	Linko (PIMS)	Linko Technology Inc	122,831
1904738-5	Engage up to six instrumentation contractors for task o	CEC Controls Company, Inc.	122,780
GLWA-PS-074	Oversight of Construction Contractors for WRRF (\$300,	Hugh Connolly	121,323
1802144	Government Relations and Legislative Representation	Dykema Gossett PLLC	120,000
GLWA-CS-273	Bonfire Public Pro	Bonfire Interactive Ltd	117,000
2001370	Effluent Channel Stop-Logs, Storage Racks, and Lifting D	Ballard Marine Construction LLC	116,513
1803448	Parts and Repair Services for Various Motors	Birclar Electric & Electronics LLC	115,499
2003340	Robicon 40 & 60 HP 454GT Drive Upgrades	Siemens Industry Inc	111,840
2004190	Chlorine Scrubber Media Replacement	Jett Pump & Valve LLC	107,999
1904710	The Occurrence and Fate of Microplastics in Wastewate	Wayne State University	106,989
GLWA-CON-109	Emergency Refurbishment of Storm Pumps and Motor C	Lakeshore Global Corporation	106,924
1904862	Geotab	Geotab USA, Inc.	106,782
1904738-1	Instrumentation and control maintenance services for V	Outbound Technologies, Inc.	106,547
2100779	Water Administration and General Expense	Plunkett Cooney PC	105,625
2101151	OnBase EP4 Upgrade	i3-ImageSoft	105,178
1803933	Extermination Services	Rose Pest Solutions	104,909
2001236	Industrial Lubricant Inventory Items for GLWA Wareho	Eastern Oil Company	104,341
2000322	Furniture and Equipment Moving Services	Rose Moving & Storage Co. Inc.	104,213
RFB-1128	Sewerage Treatment Operations	Waste Management Of Michigan Inc	103,003
1900455-2	1 Architectural, Engineering, and Design Service	WSP Michigan Inc.	102,744
GLWA-CS-171	Raw Sludge Clarifiers and Raw Sludge Pumping Station	Brown and Caldwell LLC	102,602
GLWA-CON-234	Conner Creek Combined Sewer Overflow (CSO) Basin U	Weiss Construction Co LLC	101,624
2102184	Furnish all components and provide all labor necessary	LimnoTech	100,534
2102510	Independent Engineering Firm to Provide Analysis and	Applied Science Inc	100,000
GLWA-CON-250	Pumping Station No. 1 Rack & Grit and MPI 1 and Jeffers	Weiss Construction Co LLC	98,318
1900318-3	Engineering Services for GLWA (all sites) - 6 vendors to	Hazen and Sawyer	97,550

Appendix C – FY 2022 Combined Contracts Invoiced.

Contract	Contract Description	Vendor	Amount (Millions)
GLWA-LS-2102450	Investigation into June 25, June 26, and July 16, 2021, R	Collins & Collins Law PC	97,280
1802970	Legal Representation, Consultation and Advice to GLWA	Fausone Bohn LLP	97,090
1901904	Above Ground Storage Tank Inspection for CSO Facilitie	GHD Services Inc.	96,877
2101468	Warehouse Relocation and Layout Design for McKinstry	Plante & Moran PLLC	96,468
2102512	Vendor Performance related to Yates Cider Mill	Zausmer, P.C.	96,335
2001492	Crane Service Inspections and Repairs WRRF/CSO Basin	Crane Technologies Group Inc	95,730
1903098	Blanket contract with MiDeal contract no. 071B770000	Truck & Trailer Specialties Inc.	94,840
2001563	Dearborn Master Metering Assistance	Black & Veatch Ltd Of Michigan	94,590
1803077	Stack testing for WRRF Incinerators	CK Environmental, Inc.	93,368
1803776	Relocation of Analytical Lab to Water Resource Recover	Commercial Contracting Corporation	93,113
2103134	Emergency Geotechnical Services	FK Engineering Associates	89,280
1900169	Biological Phosphorus Removal Pilot	Regents of the University of Mich.	88,068
GLWA-CON-238	Chlorination & Dechlorination Process Equipment Impr	Weiss Construction Co LLC	86,188
2101766A	Hauling and Disposal of Ash	DHT Transport	85,874
GLWA-CS-039	Units of Service for Non-Master Metered Customers	Black & Veatch Ltd Of Michigan	83,014
GLWA-CS-301	General Engineering Services	Sigma Associates Inc	82,011
GLWA-CS-160	General Engineering Services	METCO Services Inc	81,682
2000388	Water Administration and General Expense	The Allen Law Group PC	81,528
GLWA-LS-2103067	Property Acquisition	The Allen Law Group PC	79,848
1803447	Motor Repair for the Five Water Plants (10/7/19 - 10/6	Integrated Power Services LLC	77,291
1902151	PFAs Health and Ecological Impacts	Wayne State University	76,648
1904738-2	Instrumentation and control maintenance services for V	PCI LLC	76,032
2102557	UPS Replacement/Installation	PCI LLC	76,005
RFB-1113	Sewer Operations Secondary Sedimentation	PVS Technologies Inc	75,830
2002492	Equipment Rental	United Rentals North America Inc	74,720
1804127	Preventative Maintenance and Repairs of Laboratory Ec	Hach Company	73,993
2002240	Crane Service Inspections and Repairs Water Plants and	Crane Technologies Group Inc	73,513
1904219	Enterprise Asset Management System Software and Imp	NEXGEN Asset Management	72,559
1703524	Thyssenkrupp Elevators for preventative monthly main	Thyssenkrupp Elevator Corp	72,298
1803437-1	Pump Repair for the Five Water Plants	Kennedy Industries Inc	65,880
1802911	Maintenance of UPS Systems for CSO Basins	PCI LLC	65,371
GLWA-PS-246	T&M: PS-1711: Individual Personal Services Contract	Robert M Kowal	61,787
1905080	Facilitation and Project Management Services	TWN Consulting LLC	61,425
GLWA-CS-257	Employee Benefits Broker Services	Lockton Companies LLC	61,141
1903258A	Organizational Development Benefits Team Member	Aerotek Inc.	60,620
2004507	Legal Representation, Consultation and Advice on Gene	Miller Canfield Paddock & Stone PLC	60,265
2102864	Data-Driven Decision-Making Framework for Risk Man	Regents of the University of Mich.	59,432
1900902	Asset Management of the Drinking Water Transmission	Regents of the University of Mich.	58,118
1904820	Innovation Services	Isle Inc.	57,500
2003099	PMP for CSF, WWB & WRRF	Macomb Mechanical Inc	57,132
2002204	APOLLO ADVISER APPLICATION MAINTENANCE & DEVE	Aquasight LLC	56,250
2102587	Consultant shall assist GLWA in managing claim develop	Tidal Basin Government Consulting	55,211
GLWA-LS-1905087	Legal Representation, Consultation and Advice to GLWA	Zausmer, P.C.	52,894
2101423	Evaluation of Real-Time Bacteria Monitoring Tools	OHM Advisors	52,434
1905087	Water Administration and General Expense	Zausmer, P.C.	51,923
2102526	Learning Management System	Cornerstone onDemand Inc.	51,630
1803876	Renew InfoTech Subscription	Info-Tech Research Group Inc	50,646
1902536	Refuse & recycling services various locations 10/15/20	Waste Management Of Michigan Inc	50,600
GLWA-LS-2102331	Investigation into June 25-26, July 2-3, July 16 & July 24	Kerr, Russell and Weber, PLC	50,355
1901036	CIP # 112005 Northeast Water Treatment Plant Replac	LaSalle Construction Services	50,312
2100721	GLWA Security Uniforms and Supplies	Allie Brothers Inc	49,889
GLWA-CS-201	Job Order Contract for Construction, Environmental, Sp	Professional Service Industries Inc	49,755
GLWA-LS-221	Legal Representation, Consultation & Advice (\$300,000	Attorney Eric V Smith PLC	49,515
1901767	Newburgh Road Booster Pumping Station Improvement	Brown and Caldwell LLC	48,935
2001308	Vinyl Graphics Services for GLWA Fleet and Facilities	FastSigns Detroit	48,100
2897583	Req#170299	VWR International	47,535
2001595	Life Cycle Analysis of the Great Lakes Water Authority	Regents of the University of Mich.	47,411
2101819	Service-Link (Work Force Management System) Mainte	West Coast Labour Systems Corp	46,234
2100771	Method Development for Detection of Human Sources o	Wayne State University	45,673
2101076	Power Meters	Madison Electric Company	45,532
1802860	Legal Representation	Plunkett Cooney PC	45,162
2000779	Imagery Subscription	Nearmap US Inc.	45,000
1903746	Contractual Professional Services Team Training	PeopleGro LLC	44,980
1903548	Gov Delivery Communications Cloud and Legistar	Granicus LLC	43,890
1901609A	CIP No. 260613 - HVAC Improvements at Baby Creek CS	PTS Contracting	43,583
2102742	Network Penetration Testing	Cyber Defense Technologies	43,193
1903753	Preventative Maintenance, Lab Supplies and Repairs fo	Modern Water Inc.	42,653
1900218	Retrofit Exciter for 1500 HP Westinghouse Motor	Siemens Industry Inc	41,500
2001596	MiDeal Equipment Rentals for Fleet Facilities Sunbelt R	Sunbelt Rentals, Inc.	41,257
GLWA-CS-187 (form	CS-187: FK Eng: Raw Water Intake	FK Engineering Associates	41,160
GLWA-LS-2101689	Environmental Matters	Dykema Gossett PLLC	39,931

Appendix C – FY 2022 Combined Contracts Invoiced.

Contract	Contract Description	Vendor	Amount (Millions)
2103276	CONSULTING SERVICES FOR FEDERAL/STATE GRANTS	Tidal Basin Government Consulting	39,544
2004673	Aruba Upgrade & Support	Moss Telecommunications Services	39,354
2200303	Installation of High Lift Pump Casing Pressure Transmitt	Advance Instrumentation Systems	39,000
1067-1	Repair Pumps	Kennedy Industries Inc	38,682
2003057	Water and sewer services to the City of Dearborn	Fausone Bohn LLP	37,905
1803538	Ford Road Booster Station Improvements - Discharge P	Weiss Construction Co LLC	36,852
2002915	Redesign of Circular Scum System and Scum Concentrat	Arcadis of Michigan LLC	36,500
2000382	Management Consulting Services for Fleet Implementat	Plante & Moran PLLC	36,366
2002514	MIDeal Contract - IT Asset Disposal Services	Re-Source Partners	35,460
1902059	Transport and Fate of Nutrients in Biosolids at Water R	Michigan State University	35,148
1905077	Puritan-Fenkell and & Mile CSO Facilities Instrumentati	PCI LLC	34,770
1902678	Water Administration and General Expense	Dun & Bradstreet Inc	34,398
2101113	Audit services for Process Safety Management (PSM) an	NTH Consultants Ltd	33,917
2200367	Seagull Control Services	American Falconry Services LLC	33,064
2002722	Professional Services Agreement (Technical Services Ag	Siemens Industry Inc	30,863
1803821	Trimble Unity Implementation	Trimble Inc	30,050
1900357	Tool warehouse items (2 year contract)	Grainger	29,827
GLWA-LS-2201015	GLWA v Highland Park Industrial Pretreatment Program	Dykema Gossett PLLC	29,482
GLWA-CS-018	Utility Billing and Cash Receipt Software	BS&A Software	29,457
2100712	Digital Imaging Services for Documents Located at WRR	Digital Science Group LLC	29,143
2200008	Advisa - Predictive Index Renewal	The Predictive Index LLC	29,000
2004445	Addendum No.1 Lerch Bates Co op	Lerch Bates, Inc.	28,947
2001395	Professional Engineering Services at WRRF	Michael K. Stenstrom, Ph.D., P.E.	27,800
2102101	Security Software, Maintenance, and Training	CI Technologies, Inc.	27,800
GLWA-LS-066	Legal Representation, Consultation and Advice in Conne	Allen Brothers, PLLC	27,758
1803025-4	Job Order Contract - (6 vendors total)	J F Cavanaugh Company	26,399
2102174	Volatile Fatty Acids Analysis	Wayne State University	26,379
2101544	Sewer Analytical Lab Services	Thermo Electron North America LLC	25,827
2103704	Frayer Consulting Services	Frayer Consulting Services LLC	25,250
1903695	Evaluation, Repair, and Cost for PGA Analyzers	Rosemount Analytical Inc	24,285
1901566	GLWA Incinerator MACT MMM Emission Testing Assista	Incinerator Rx Corporation	23,627
2101341	Remote Diagnosis and Repair Parts for Server Hardwar	Park Place Technologies LLC	23,240
2100746	McNaughton-McKay Statement of Work #30213513.0	Mcnaughton Mckay Electric Company	23,200
2200080	IQ Express + Annual Hosting Fees	BigTime Software Inc.	23,040
2002947	Professional Services (Design and Construction Assista	Albert Kahn Associates Inc.	22,850
GLWA-CS-141	Family and Medical Leave Act Services	FMLASource Incorporated	22,828
1900107	General Mill Supply Co v. Great Lakes Water Authority a	Kopka Pinkus & Dolin PC	22,750
2004471	Consulting Services	Public Sector Consultants	22,679
1900455-1	Architectural, Engineering, and Design Service	SDG Associates, LLC	21,694
2101260	Revere Dock Litigation - 5851 W Jefferson Ave, Detroit,	Lewis & Munday P C	21,638
2100757	Water Administration and General Expense	Butzel Long PC	21,632
2100663	Water Administration and General Expense	Clark Hill	21,120
1903808	Ethics and Compliance Hotline Services (RFB)	Calls Plus	20,775
2002530	Midwest Valve v Great Lakes Water Authority	Dickinson Wright PLLC	20,720
2002180	Maintenance of VFD's @ WRRF	Siemens Industry Inc	19,694
2102672	Trusted Advisors for up to 250 hours	SkyNorth Software	19,688
2001574	Sympro Debt Management Software	Emphasys Software	19,570
2100373	Flocculation Basins Analysis	Zachary Sharp	19,450
1900318-2	Engineering Services for GLWA (all sites) - 6 vendors to	Black & Veatch Ltd Of Michigan	19,241
3979	Lease, Operate, and Maintain Contract the Oxygen Vapo	Praxair Inc	19,119
GLWA-CS-077	Occupational Health Services	Henry Ford Health System	17,730
GLWA-CS-300	Financial Automation Solution Services	CCH Tagetik	17,160
2100041	Fire Alarm, Fire Sprinkler, Fire Extinguisher Maintenanc	Johnson Controls Fire Protection LP	16,605
1903453	Systems Control Center Support Services	PCI LLC	16,470
2000299	Floor Covering Supply and Installation Services	SCI Floor Covering Inc.	16,136
2003786	PS-2 Two Grit Channel Study	Wade Trim Associates Inc	16,076
2200240	AISC QUOTE: 1152 SCREEN HOUSE PROJECT SCREEN HO	Advance Instrumentation Systems	16,000
GLWA-CS-282	GLWA-CS-282 Design and Construction Assistance Servi	WSP Michigan Inc.	15,223
SCO-1133	Capturis: Utility Billing Management Services - Contract	Capturis	15,154
1803809	Lieb & Puritan Fenkell: Engineering Services for Existin	Hubbell, Roth & Clark, Inc.	14,636
1904716	Continuation of facilitation of project work teams as rec	Project Innovations Inc	14,605
2102225	Service Agreement for Biotage Horizon 3100 and 5000	Biotage LLC	14,580
1076	Sewerage Treatment Operations	Cintas	14,458
2103268	Service Agreement for Two Quick Trace M7600 Mercy A	Teledyne Leeman Labs	14,274
2101987	Composite Repair and Protective Services at Conner Cre	Unconventional Services Inc	14,250
2100570	Consulting Service to Support GLWA's Risk and Process	Process Improvement Institute Inc.	14,122
2100234	Large scale (Grid) sampling for eColi in the waterways i	Alliance of Rouge Communities	14,008
2004315	SIDRIVE IQ Services	Siemens Industry Inc	13,900
1903179	Tagetik Software Implementation Assistance to include	Plante & Moran PLLC	13,571
GLWA-CS-292	Engineering Services to the Replacement/Rehabilitatio	METCO Services Inc	13,358
2004474	UPS Maintenance Service Contract for CSO and WRRF Fa	PCI LLC	13,117

Appendix C – FY 2022 Combined Contracts Invoiced.

Contract	Contract Description	Vendor	Amount (Millions)
2004700	Executive and Managerial Training for Water Operation	Project Innovations Inc	12,995
2000666	HVAC Maintenance Plan	Carrier Corporation	12,700
GLWA-LS-2101474	Legal Services	Plunkett Cooney PC	12,035
1903684	Grit Removal Optimization - Grit Sampling and Character	Hazen and Sawyer	11,885
2200978	LinkedIn Learning for Government	LinkedIn Corporation	11,875
2103322	GLWA BOD Lab Additional Bench and Wall Shelving	Farnell Equipment Company	11,668
1900227	Electrical warehouse items (2 year contract)	MSC Industrial Supply Company	11,623
2101259	Attorney for IT Negotiations	Schuster Law PLC	11,051
CS-115	Background Screening Services	HireRight, LLC	10,879
2004002	BIM 360 Docs Assistance	DLT Solutions LLC	10,771
1097	Sewer Ops Incineration & Ash Handling	Carmeuse Lime & Stone	10,145
2101988	Composite Repair and Protective Services at Hubbell-S	Unconventional Services Inc	10,050
1804054	St. Aubin CSO Facility Outfall CP 2: Replacement and Re	ONYX Engineering Ltd.	9,600
GLWA-LS-1802659	In the matter of Case No. 18-cv-11001-MAG-SDDLegal Re	Jackson Lewis P.C.	9,569
1902591	Legal Representation, Consultation and Advice to GLWA	Zausmer, P.C.	9,460
2101321	Blanket PO for lighting and electrical supplies. Request	Graybar Electric Company	9,184
2101929	Installation and Furnishing of Shades	The Sheer Shop Inc.	8,985
1900251	Mechanical Inventory Items for Warehouses 2 year con	Binkelman Corporation	8,977
2101294	Internal Audit, Controls and Other Related Business Adv	Karen Ann Muglia	8,880
2001636	Maintenance and Repair Services for Small Engines & E	Weingartz Supply Co., Inc.	8,699
2100313	Power Metering Design for Schoolcraft Booster Station	Applied Power and Controls Inc.	8,400
1903798	Warehouse Inventory Items - Filters	Aero Filter Inc	8,169
2100360	Sewer Analytical Lab Services	O I Analytical	8,041
1901155	Drinking Water Monitoring Network	Environmental Consulting	8,000
2002059	Brand Name Tires, Forklift, Front-End Loader Tires and	Tredroc Tire Services, LLC	7,897
2003851	CDL Testing and Training for 'B' and 'A'	Bert's Testing & Training Services	7,745
GLWA-LS-294	Legal Representation and advice with ERISA issues	Dickinson Wright PLLC	7,715
2004292	Legal Representation, Consultation and Advice with Dar	Zausmer, P.C.	7,713
2200348	Furnish and Install Geotechnical Polymer at the Sludge	Havener Tech	7,500
2103141	Hubbell Southfield CSO : Basement Wall Secondary Con	Havener Tech	7,500
2100588	Blanket Contract for Masonry Supplies & Tools.	Boomer Construction Materials	7,468
1901968	Mat rental services at WRRF for 2 years from 10/1/201	Action Mat & Towel Rental	7,429
2100013	Target Solutions	TargetSolutions Learning, LLC	7,415
2003089	Water System Control Center Operations	Vieux & Associates Inc.	7,025
2002823	Digital Records Conversion - WRRF/CSO Documents	Digital Science Group LLC	6,810
2102007	Stationary Generator Repair and Maintenance	Wolverine Power Systems	6,335
LA-2001482	This Lease is entered into on May 1, 2020, between the	Hantz Farms LLC	6,300
GLWA-LS-2100779	Highland Park Appeal	Plunkett Cooney PC	6,229
2004597	Onsite service and preventative maintenance for CEMS	Teledyne CETAC Technologies Inc	6,183
2000153	Cisco WebEx	Cisco Systems Inc	6,060
2101506	Software	LPA Software Solutions, LLC	5,988
SCO-1015	Laboratory Information Management System (LIMS)	HORIZON Lab Systems	5,964
1900355	Plumbing warehouse items (2 year contract)	Grainger	5,888
2002349	Maintenance, Repair, Service & Supply for GLWA Fleet	Michigan CAT	5,785
1133 (1800397)	Water Administration and General Expense	Capturis	5,766
2004746	Water Source of Supply Operations	Walz & Krenzer Inc.	5,733
1901083	Design services for HVAC Controls project for Lab reloca	Sellinger Associates Inc	5,625
2103088	Engineering and analytical support	Wade Trim Associates Inc	5,610
GLWA-LS-2100757	Negotiation of the I-94 Storm Water Discharge Agreeme	Butzel Long PC	5,250
2103059	Preventative Maintenance and Repair Service for the T	Evoqua Water Technologies LLC	5,065
1036	Water Administration and General Expense	Detroit Legal News	5,011
2102560-1	Car Rental	Enterprise Holding Inc.	4,953
1900230	Hardware warehouse items (2 year contract)	Black Anvil Construction Supplies	4,947
2103659	Plunkett Cooney, P.C. Legal Services	Plunkett Cooney PC	4,936
2004618	Conrail Strip located at Warren and Tireman	Giffels Webster	4,320
1803437-2	1 Pump Repair for the Five Water Plants	Kerr Pump and Supply, Inc.	4,295
2101040	Blanket PO for Welding Supplies	Metro Welding Supply Corporation	4,286
2001549	Legal Representation, Consultation, and advice on 14 M	Zausmer, P.C.	4,285
2100477	Complete 3 soil borings at the 5181 E. Outer Drive, Detr	ASTI Environmental	4,100
GLWA-LS-2200512	Review of Life Insurance Claims	Collins Einhorn Farrell PC	3,943
8901	CSO - Control Basins Operations	PVS Nolwood Chemical Inc	3,833
1900250	Industrial Lubricant Warehouse Items for two years	MSC Industrial Supply Company	3,805
GLWA-LS-100	Legal Representation	Zausmer August & Caldwell PC	3,795
1900526	Instrumentation Improvements Engineering Services	Wade Trim Associates Inc	3,709
1701895	Turbonomic (Support & Maintenance)	Turbonomic Inc	3,708
GLWA-LS-050	Legal Representation to GLWA	Dykema Gossett PLLC	3,654
1803350	Service Charge Consulting Services	Hupp Consulting LLC	3,578
GLWA-CS-501	Real Estate and Brokerage Services	Jones Lang LaSalle	3,500
1801844	Kaleidico	Kaleidico LLC	3,450
GLWA-LS-2200276	2020 and 2022 14 Mile Road Watermain break claims	Rosati, Schultz, Joppich &	3,450
2101258	Geo tab installing and repair of geo tabs	SGN Mobile Electronics	3,425

Appendix C – FY 2022 Combined Contracts Invoiced.

Contract	Contract Description	Vendor	Amount (Millions)
GLWA-CS-233	Lexisnexis Subscription Agreement	LexisNexis	2,952
1902309	Digital imaging services for documents located at the Be	Digital Science Group LLC	2,928
1903449	Relocation of Fire Suppression Systems at WRRF (Desig	Alfred Benesch & Associates	2,855
2001970	Blanket PO for towing services for all GLWA vehicles	L.I.J.B.S. Enterprises, LLC	2,650
2100360A	Service of FS3700 Cyanide & Ammonia Instruments and	YSI Incorporated	2,625
2101806	Apprenti Memorandum of Understanding (MOU)	Apprenti	2,500
1803422	Iron Mountain Storage for FR&A and Treasury Documen	Iron Mountain	2,292
1900456	Bleacher Design, Furnishing and Installation	Atlas Bleachers	2,250
2103086	Blanket Contract for Supply Goods for Removal and Aba	Norkan Inc	2,011
1802833	Real Appraisal Services	Treadwell & Associates Inc	1,950
GLWA-CS-262	General Engineering Services	Sigma Associates Inc	1,691
1905017	LS-1905017 General Organizational Development Matt	Plunkett Cooney PC	1,580
1802312	PM Services for 4 DI Units Twice Per Year	Evoqua Water Technologies LLC	1,552
2001606	Water Quality Operations	Paragon Laboratories Inc	1,499
1904955	Water Administration and General Expense	Alpha Psychological Services PC	1,485
1903626	Legal Contract: General Employment /Labor Matters	Starr Butler, PLLC	1,368
GLWA-LS-296	National Industrial Maintenance Inc. v City of Detroit an	Barris Sott Denn & Driker	1,025
1153	Water Administration and General Expense	Cintas	981
2002102	Professional Services Contract	CDM Smith Michigan Inc	975
1802235	Water Administration and General Expense	Heritage Vision Plans	770
1802804	Professional Engineering Services	OHM Advisors	719
1140	Water General Operating & Maintenance	Cintas	543
2001969	Blanket PO for towing services for all GLWA vehicles	Troy's Towing Inc.	425
1903797	Belt Warehouse Inventory Items for 2 years	MSC Industrial Supply Company	350
1802659	Water Administration and General Expense	Jackson Lewis P.C.	343
2102397	Tiles, Cutting Tools & Accessories	Dal-Tile Distribution	320
2000876	ShredCorp Services Description for REQ 2000876 Shred	ShredCorp.	180
1803533	Actuarial Services Related to City of Detroit General Ret	Segal Consulting	180
GLWA-LS-175	Legal Representation, Consultation and Advice to the Gr	Steven H Schwartz & Associates PLC	158
GLWA-CS-2102188	Administrative Hearing Officer Contract	Schenk & Bruetsch PLC	148
1900420	Legal Representation in the Matter of Massey v GLWA	Starr Butler, PLLC	48
1904095	Water Administration and General Expense	Action Impact - Eastpointe	37
SCO-1023	ImageSoft	ImageSoft Inc	0
1902548C	Sewer Plant Administration	Johnson Controls Inc.	0
GLWA-CS-034	Pump Discharge Valve Actuators Replacement at SWTP	Tetra Tech of Michigan PC	0
1902433	Standby (Emergency) Generator and Maintenance and I	Michigan CAT	-7,554
Grand Total			344,377,971

Appendix D – FY 2022 Combined Vendors paid by Invoice.

Vendor	Invoice Count	PO Count	Amount Paid
DTE Energy	4344	1	\$43,774,618
Lakeshore Global Corporation	244	13	\$42,253,314
Ballard Marine Construction LLC	32	3	\$22,239,310
Weiss Construction Co LLC	254	11	\$20,158,956
Kokosing Industrial Inc.	82	4	\$18,323,309
Pullman SST, Inc.	270	5	\$15,936,970
New England Fertilizer Company	15	2	\$15,870,896
AT&T	393	3	\$15,810,004
AECOM Great Lakes, Inc	110	3	\$12,516,437
Ric Man/Clark Joint Venture	14	2	\$11,610,470
Ric-Man Construction Inc	65	4	\$10,531,144
Walsh Construction Company	88	1	\$9,706,824
Commercial Contracting Corporation	154	8	\$9,174,328
Mobile Dredging & Video Pipe Inc	19	1	\$8,846,437
Inland Waters Pollution Control	25	1	\$8,291,632
Arcadis of Michigan LLC	132	5	\$7,440,607
Clark Construction Company	23	1	\$6,778,978
State of Michigan - Natural Gas	237	1	\$6,750,124
Barton Malow Company	29	2	\$6,197,945
Board of Water Commissioners	701	1	\$6,063,780
Jay Dee Contractors Inc.	22	2	\$6,053,954
Jacobs Consultants, Inc.	105	2	\$5,070,093
Marsh USA Inc.	36	3	\$4,452,951
Rotor Electric Co	19	2	\$4,413,821
Hazen and Sawyer	142	5	\$4,367,601
Brown and Caldwell LLC	210	7	\$4,297,197
CDM Smith Michigan Inc	113	5	\$3,406,539
Kemira Water Solutions	532	1	\$3,294,054
Dan's Excavating Inc.	42	1	\$3,256,197
FK Engineering Associates	153	5	\$3,212,722
Chemtrade Chemicals US LLC	560	5	\$2,946,713
PCI LLC	77	12	\$2,918,024
JCI Jones Chemicals Inc	222	8	\$2,708,339
Wade Trim Associates Inc	98	7	\$2,633,944
Tooles Contracting Group LLC	2	1	\$2,615,543
Praxair Inc	65	5	\$2,607,104
PVS Nolwood Chemical Inc	521	15	\$2,436,320
LimnoTech	123	2	\$2,351,412
Detroit Water and Sewerage	24	6	\$2,154,000
The Christman Company	32	1	\$2,087,513
HDR Michigan, Inc.	78	3	\$2,022,250
Hydromax USA LLC	119	1	\$1,930,177
PMA Consultants LLC	169	1	\$1,814,363
Major Cement Company	13	2	\$1,739,300
DXC Technology Services LLC	12	1	\$1,724,000
Emerson Process Management	24	3	\$1,704,079
Polydyne Inc	218	5	\$1,615,891
Motor City Electric Co	166	9	\$1,562,047
M-K Construction Company Inc.	21	2	\$1,486,077
Enterprise Fleet Management	24	1	\$1,441,972
GDI Services Inc	331	7	\$1,440,942
CH2M Hill Engineers Inc	61	2	\$1,429,071
Johnson Controls Inc.	213	4	\$1,351,090
DES Electric LLC	37	3	\$1,307,904
Waste Management Of Michigan Inc	365	17	\$1,194,016
Premier Group Associates LC	275	16	\$1,170,750
Brown and Caldwell Constructors	60	2	\$1,143,497
Applied Science Inc	50	3	\$1,123,919
Dell Computer Corporation	35	13	\$1,092,823
Grainger	2053	687	\$1,043,993
Univar USA Inc	35	5	\$1,031,570
Spence Brothers	36	2	\$1,015,657
M.L. Chartier, Inc.	9	2	\$1,010,934
Marra Services Inc	20	3	\$964,748
DE-CAL Inc	21	6	\$952,823
Noresco LLC	15	1	\$938,127
Access Interactive	3	1	\$887,289
Experis US Inc	126	9	\$884,872
OHM and WSP, A Joint Venture	35	1	\$863,775
HESCO Group Inc	192	40	\$837,696
Crystal Flash, Inc.	245	1	\$713,255
Burns & McDonnell Michigan Inc.	26	2	\$697,116

Appendix D – FY 2022 Combined Vendors paid by Invoice.

Vendor	Invoice Count	PO Count	Amount Paid
CDW Computer Centers Inc	87	32	\$689,860
Pencco, Inc.	65	5	\$672,015
Hubbell, Roth & Clark, Inc.	20	3	\$652,174
Hach Company	343	61	\$620,936
Detroit Pump & Mfg Co	58	33	\$617,834
Nagle Paving Company	1	1	\$611,639
Systems Specialties	128	29	\$596,662
Bridgeport Consulting LLC	12	1	\$595,958
Hart EMS Medical Services PLLC	108	1	\$566,325
Oracle America Inc	50	4	\$544,964
Lanzo Construction Co., Florida	10	1	\$544,943
Regents of the University of Mich.	162	5	\$541,409
Ferndale Electric Company Inc	8	2	\$537,308
CDM Michigan, Inc	12	1	\$524,924
Verizon	34	1	\$520,795
Family Associates, LLC	33	2	\$520,404
Schreiber Corporation	10	3	\$520,300
Cascade Consultants LLC	4	2	\$519,145
Lanzo Companies, Inc.	13	2	\$504,602
Water Research Foundation	3	3	\$504,467
The Foster Group LLC	23	3	\$500,500
Preventive Maintenance Technologies	206	4	\$494,648
PTS Contracting	42	3	\$485,856
Salenbien Trucking & Excavating Inc	12	2	\$479,505
Kiewit Infrastructure Co	6	1	\$476,157
City Of Allen Park	24	1	\$474,193
Dykema Gossett PLLC	63	5	\$473,143
PVS Technologies Inc	12	1	\$465,802
GALCO Industrial Electronics	100	65	\$450,535
Johnson Controls Fire Protection LP	90	4	\$450,170
Epitec Inc	150	4	\$449,060
METCO Services Inc	87	3	\$445,629
D/A Central Inc	100	3	\$434,430
Northwest Pipe Company	2	1	\$426,489
United States Geological Survey	6	1	\$420,000
Somat Engineering Inc	26	1	\$406,489
Ceridian	25	1	\$401,448
State of Michigan - EGLE	20	1	\$401,362
Madison Electric Company	112	60	\$389,577
The Osborn Engineering Company	46	1	\$383,286
Veolia Water Technologies Canada	36	3	\$375,325
Zausmer, P.C.	37	6	\$367,511
Aquasight LLC	7	2	\$365,409
Fishbeck	33	1	\$356,969
Pure Technologies US Inc	1	1	\$350,000
Erie Construction LLC	18	2	\$340,177
Magnolia River Services Inc.	17	1	\$336,733
Dickinson Wright PLLC	59	5	\$334,602
DHT Transport	53	3	\$325,928
Mcnaughton Mckay Electric Company	212	88	\$314,010
CSX Transportation	14	1	\$305,485
Siemens Industry Inc	132	17	\$305,155
J F Cavanaugh Company	18	3	\$304,029
Fleishman Hilliard Inc	12	1	\$285,904
Plante & Moran PLLC	24	4	\$284,609
JGM Valve Corporation	39	22	\$282,611
Secure Door LLC	110	1	\$279,061
Motor City Pipe & Supply Co	428	212	\$276,098
JWC Environmental Inc.	19	9	\$259,700
Sulco Chemicals Limited	50	1	\$259,284
Wayne State University	104	4	\$255,690
Kennedy Industries Inc	20	15	\$254,422
Interior Environments LLC	48	5	\$251,363
Flowserve US Inc	1	1	\$247,000
American Water Works Association	1	1	\$242,044
Data Consulting Group Inc	15	3	\$241,576
PFM Asset Management LLC	13	2	\$234,906
VWR International	734	24	\$233,709
MetalFab Inc	52	38	\$231,720
PFM Financial Advisors LLC	14	2	\$230,559
SEMCO Energy	12	1	\$227,841
Phoenix Environmental Inc	77	3	\$226,048
Avante Solutions, Inc.	18	1	\$225,644

Appendix D – FY 2022 Combined Vendors paid by Invoice.

Vendor	Invoice Count	PO Count	Amount Paid
ESRI Inc.	1	1	\$225,000
Idexx Laboratories	172	23	\$223,764
Schenk & Bruetsch PLC	12	2	\$222,663
Broadspire Services Inc	36	2	\$216,478
RS Technical Services Inc	117	54	\$215,929
Metro Welding Supply Corporation	250	38	\$215,927
Crane Technologies Group Inc	65	6	\$211,564
DMC Consultants, Inc.	16	2	\$210,480
Baker Tilly Virchow Krause, LLP	5	1	\$201,192
Rose Pest Solutions	55	3	\$200,444
MacAllister Machinery Co Inc	29	11	\$197,701
Black & Veatch Ltd Of Michigan	9	3	\$196,845
Michigan State University	31	3	\$195,843
Public Sector Consultants	20	2	\$190,968
A/C Service & Repair Inc.	5	2	\$190,820
Rickman Enterprise Group LLC	12	1	\$190,097
360water, Inc.	8	2	\$188,215
Lubrication Engineers Inc.	26	9	\$178,988
Capp USA	31	25	\$177,071
DLT Solutions LLC	16	7	\$176,862
Plunkett Cooney PC	36	5	\$175,565
NTH Consultants Ltd	32	2	\$170,972
Premier Safety	189	54	\$170,214
Clayton Industries	35	5	\$170,141
JMK Engineering, Inc	27	1	\$166,320
Staples Business Advantage	847	2	\$163,674
PMA Management Corp	11	1	\$162,348
The Allen Law Group PC	34	2	\$161,375
Xerox Corporation	75	1	\$158,443
Cintas	693	31	\$154,243
American Gear & Engineering, Inc	7	3	\$153,180
Professional Pump Inc	12	3	\$152,892
Unifirst Corporation	458	1	\$146,365
Merit Laboratories Inc	308	16	\$145,644
David D. Taylor	48	1	\$144,620
Circuit Breaker Sales Co., Inc.	26	4	\$143,125
Allingham Corporation	31	6	\$142,830
Laird Plastics	24	6	\$140,450
Amazon Web Services Inc	11	2	\$135,965
Fausone Bohn LLP	22	2	\$134,994
Future Fence Company	34	1	\$134,058
Robert Half Finance & Accounting	41	5	\$130,983
Concentra Medical Centers	54	2	\$129,964
Dunbar Mechanical, Inc.	32	2	\$128,533
Rose Moving & Storage Co. Inc.	6	2	\$125,713
Titus Welding Company Inc	2	2	\$125,100
Recycle Waste Services Inc.	26	3	\$124,702
Linko Technology Inc	1	1	\$122,831
Hugh Connolly	12	1	\$121,323
CEC Controls Company, Inc.	5	2	\$119,503
WSP Michigan Inc.	8	2	\$117,968
Birclar Electric & Electronics LLC	11	2	\$117,547
Bonfire Interactive Ltd	1	1	\$117,000
Galloup,Forberg Smith, Merlo Energy	54	15	\$115,890
Eastern Oil Company	28	6	\$115,303
SE Michigan Council of Governments	3	2	\$113,584
Vieux & Associates Inc.	24	2	\$112,260
Havener Tech	5	5	\$112,100
Federal Pipe & Supply Co Inc	124	46	\$111,852
Jett Pump & Valve LLC	1	1	\$107,999
Carahsoft Technology Group	3	2	\$107,097
Geotab USA, Inc.	14	1	\$106,782
Zones Inc	13	7	\$106,570
Outbound Technologies, Inc.	21	1	\$106,547
MSC Industrial Supply Company	278	111	\$105,298
i3-ImageSoft	2	1	\$105,178
GHD Services Inc.	24	2	\$105,077
Sigma Associates Inc	44	3	\$105,059
Advance Instrumentation Systems	8	3	\$102,960
Isle Inc.	4	2	\$102,500
LaSalle Construction Services	8	2	\$100,601
The Macomb Group Inc	121	47	\$100,166
Inlay Casting & Repair	2	2	\$99,001

Appendix D – FY 2022 Combined Vendors paid by Invoice.

Vendor	Invoice Count	PO Count	Amount Paid
OD Reimbursement- Wastewater Engineering	59	1	\$97,831
Collins & Collins Law PC	7	1	\$97,280
Truck & Trailer Specialties Inc.	27	1	\$94,840
Tidal Basin Government Consulting	10	2	\$94,755
Detroit Salt Company LLC	13	3	\$94,164
Powell Fabrication & Manufacturing	7	2	\$94,155
Ingersoll Rand Company	10	5	\$93,388
CK Environmental, Inc.	9	1	\$93,368
Herc Rentals Inc.	83	7	\$92,521
DP Brown Of Detroit Inc	41	13	\$92,504
Evoqua Water Technologies LLC	33	7	\$90,960
FranklinCovey Client Sales Inc.	1	1	\$90,950
Smartsheet Inc	1	1	\$90,000
Communications Professionals Inc	37	20	\$86,572
EJ USA Inc	49	22	\$85,543
Lutz Roofing Company Inc.	8	2	\$83,514
EMC Corporation	3	3	\$83,383
Aerotek Inc.	50	3	\$81,295
GEA Mechanical Equipment US Inc	2	1	\$80,768
Thyssenkrupp Elevator Corp	17	6	\$80,544
W C Ducomb Company	42	20	\$79,010
United Rentals North America Inc	82	6	\$77,589
Integrated Power Services LLC	3	1	\$77,291
OSISOFT LLC	2	2	\$76,315
RedVector.com LLC	14	2	\$74,440
Macomb Mechanical Inc	58	5	\$73,223
NEXGEN Asset Management	1	1	\$72,559
Fort Gratiot Charter Township	4	1	\$68,770
Park Rite Inc	13	1	\$68,400
Corrosion Fluid Products	13	7	\$65,154
OpTech	8	2	\$62,988
Midwest Industrial Rubber Inc.	11	3	\$62,406
Robert M Kowal	13	1	\$61,787
TWN Consulting LLC	12	1	\$61,425
Miss Dig System Inc.	5	1	\$61,265
Lockton Companies LLC	11	1	\$61,141
Consumers Energy	96	1	\$60,351
Miller Canfield Paddock & Stone PLC	11	1	\$60,265
Unemployment Insurance Agency	4	1	\$60,103
Biotage LLC	29	5	\$59,636
Yates Industries Inc	19	7	\$58,722
EnviroCare International Inc.	7	2	\$58,106
Innovyze Inc	5	1	\$56,915
US Bank	9	5	\$56,000
Allie Brothers Inc	192	3	\$54,984
Sehi Computer Products Inc	7	4	\$54,585
OHM Advisors	9	2	\$53,153
USA Bluebook - Main	24	8	\$53,034
Michigan.com	3	2	\$51,665
Cornerstone onDemand Inc.	1	1	\$51,630
Trimble Inc	17	5	\$51,177
Info-Tech Research Group Inc	3	1	\$50,646
Kerr, Russell and Weber, PLC	9	1	\$50,355
iPROMOTEu.com Inc	5	2	\$50,300
Red Gate Software	3	1	\$50,166
Homrich	10	2	\$49,978
Professional Service Industries Inc	2	1	\$49,755
Attorney Eric V Smith PLC	13	1	\$49,515
Sunbelt Rentals, Inc.	27	2	\$48,657
FastSigns Detroit	31	1	\$48,100
Atlantic Coast Polymers Inc	1	1	\$47,520
West Coast Labour Systems Corp	1	1	\$46,234
Linkedin Corporation	3	2	\$45,184
Focus HOPE	1	1	\$45,000
Marcolleen, LLC	1	1	\$45,000
Nearmap US Inc.	1	1	\$45,000
PeopleGro LLC	3	1	\$44,980
Granicus LLC	2	1	\$43,890
Intelligent Systems Group LLC	2	1	\$43,854
Carlette Construction & Consulting	2	1	\$43,830
Cyber Defense Technologies	3	1	\$43,193
Modern Water Inc.	19	4	\$42,653
SkyNorth Software	9	2	\$41,738

Appendix D – FY 2022 Combined Vendors paid by Invoice.

Vendor	Invoice Count	PO Count	Amount Paid
W.S.I. Industrial Services, Inc.	8	3	\$41,520
International Transmission Company	1	1	\$40,000
Waterfront Petroleum Terminal Co.	11	1	\$39,533
Cisco Systems Inc	37	1	\$39,390
Moss Telecommunications Services	2	1	\$39,354
Digital Science Group LLC	11	3	\$38,881
Unconventional Services Inc	11	3	\$38,600
City of Detroit	13	1	\$38,381
Binkelman Corporation	33	12	\$37,802
Detroit Stoker Company LLC	7	2	\$37,402
Cornell Field Vibration Service Inc	35	1	\$36,610
Wadsworth Solutions Northwest	12	3	\$35,532
Re-Source Partners	16	1	\$35,460
SPX Flow US LLC	4	2	\$35,344
Santoro Incorporated	3	2	\$34,860
Actuator Specialties	5	4	\$34,747
Dun & Bradstreet Inc	2	1	\$34,398
KamarOE	99	29	\$34,077
DTE Energy - Primary	1	1	\$34,000
Electrical Workers Insurance Fund	53	1	\$33,992
American Falconry Services LLC	2	1	\$33,064
Barta Sales LLC	17	7	\$32,936
Michigan Mechanical Insulation	3	1	\$32,688
Dubois-Cooper Associates Inc	9	3	\$32,283
Polaris Sales Inc.	31	2	\$31,350
Best Aire Compressors Services Inc	60	10	\$31,030
Core Electric Company Inc	15	9	\$30,319
Alexander Chemical Corporation	4	2	\$30,100
E2intel	8	4	\$30,000
BS&A Software	2	1	\$29,457
Wayne Health	2	1	\$29,250
SDSpro LLC	3	1	\$29,021
The Predictive Index LLC	1	1	\$29,000
Lerch Bates, Inc.	5	1	\$28,947
Park Place Technologies LLC	15	2	\$28,730
Tru Steel Metals LLC	2	1	\$28,428
Michael K. Stenstrom, Ph.D., P.E.	2	1	\$27,800
CI Technologies, Inc.	6	1	\$27,800
Allen Brothers, PLLC	11	1	\$27,758
Bluewater Technologies Group Inc	1	1	\$27,736
Alfa Laval Inc	5	2	\$27,711
Project Innovations Inc	27	2	\$27,600
Apex Controls	4	2	\$26,927
Butzel Long PC	12	1	\$26,882
West Shore Fire	8	1	\$26,810
Uline, Inc.	68	20	\$26,713
Thermo Electron North America LLC	11	2	\$26,438
Central Poly-Bag Corp	10	10	\$26,346
Carmeuse Lime & Stone	7	1	\$25,921
Framer Consulting Services LLC	5	1	\$25,250
Sustema Inc.	26	2	\$25,170
Association of Metropolitan Water	1	1	\$25,147
Midwest Municipal Instrumentation	9	4	\$25,126
ZOHO Corporation #4926	8	1	\$24,970
Cincinnati Babbitt Inc	5	2	\$24,826
Cryogenic Pipe Freezing Solutions	4	2	\$24,335
Cosa Xentaur Corporation	6	1	\$24,302
Rosemount Analytical Inc	5	1	\$24,285
Black Anvil Construction Supplies	157	15	\$23,720
LabStrong Corporation	23	6	\$23,700
Incinerator Rx Corporation	2	1	\$23,627
Robin Cash Ph.D., LLC	17	1	\$23,160
Catch Transport, LLC	2	1	\$23,040
BigTime Software Inc.	2	1	\$23,040
Albert Kahn Associates Inc.	3	1	\$22,850
FMLASource Incorporated	4	1	\$22,828
Kopka Pinkus & Dolin PC	8	1	\$22,750
SDG Associates, LLC	4	1	\$21,694
Lewis & Munday P C	18	1	\$21,638
Tracker	16	1	\$21,630
KSB Dubric Inc	6	2	\$21,283
OD Reimbursement- Water Engineering	54	1	\$21,166
Major Brand Oil Company Inc	4	1	\$21,163

Appendix D – FY 2022 Combined Vendors paid by Invoice.

Vendor	Invoice Count	PO Count	Amount Paid
Clark Hill	10	1	\$21,120
Frontier Communications	116	1	\$21,083
Capturis	19	1	\$20,920
America's Green Line	2	2	\$20,880
Calls Plus	1	1	\$20,775
Safety Services Inc	57	37	\$20,479
Marshall E. Campbell Company	74	23	\$20,258
Tarrant Regional Water District	1	1	\$20,000
Water Environment Federation	1	1	\$20,000
Fitch Ratings Inc	1	1	\$20,000
Great Lakes Pump & Supply Co	2	1	\$19,972
Emphasys Software	3	1	\$19,570
Zachary Sharp	2	1	\$19,450
Metro Detroit EITC	12	1	\$19,200
Nuair Fluid Power Inc	14	5	\$19,162
Communication Supply Co.	10	1	\$19,093
American Tower Management LLC	12	1	\$19,036
Global Green Service Group	3	1	\$19,000
Choctaw-Kaul Distribution Company	22	15	\$18,637
Space Camp LLC	1	1	\$18,200
Waterworks Systems & Equipment Inc	8	4	\$18,189
Michigan Chronicle Publishing Co	4	2	\$17,745
Henry Ford Health System	4	1	\$17,730
RJ Stacey LTD	5	3	\$17,365
Caniff Electric Supply Co., Inc.	40	4	\$17,314
CCH Tagetik	17	1	\$17,160
Nidaz LLC	1	1	\$17,085
Graybar Electric Company	46	4	\$16,956
Global Knowledge Training	11	1	\$16,859
EH Wachs	9	3	\$16,735
Midwest Air Filter Inc	32	18	\$16,371
Bearcom	6	2	\$16,332
SCI Floor Covering Inc.	2	1	\$16,136
OD Reimbursement- Water Director	61	1	\$16,071
SW Controls Inc	8	4	\$16,060
City of Dearborn	36	1	\$15,836
I & C Sales North Inc	7	1	\$15,814
The Transmitter Shop	3	1	\$15,675
Fred's Key Shop	5	1	\$15,648
Ferguson Waterworks	1	1	\$15,540
Paragon Laboratories Inc	53	4	\$15,528
LaserCom, LLC	3	1	\$15,491
Alfonsi Railroad Construction Co	22	1	\$15,444
Shimadzu Scientific Instruments Inc	6	2	\$15,350
Matterport, Inc.	2	2	\$15,063
AMPS Incorporated	3	1	\$15,052
Wex Bank	11	1	\$15,025
Alro Steel Corporation	2	2	\$14,990
Rosemount Inc	7	3	\$14,977
Qmarkets USA Inc.	1	1	\$14,900
Environmental Resource Associates	155	22	\$14,824
L&W Supply	17	2	\$14,758
Alpha Psychological Services PC	23	1	\$14,725
Trace Analytical Laboratories Inc	71	4	\$14,531
SafetySkills, LLC	2	1	\$14,400
Bell Equipment Company	4	2	\$14,400
St Clair County Treasurer	2	1	\$14,397
Teledyne Leeman Labs	2	1	\$14,274
Process Improvement Institute Inc.	2	1	\$14,122
Agilent Technologies Inc	12	3	\$14,089
Alliance of Rouge Communities	3	1	\$14,008
AAA Wire Rope & Splicing Inc	7	2	\$13,927
Cartridge Savers Inc	15	1	\$13,645
Team Industrial Services Inc	4	3	\$13,608
Aero Filter Inc	23	12	\$13,534
Pete's Coin Laundry	12	1	\$13,400
REACH Media Network	15	1	\$13,330
Radwell International Inc.	16	5	\$13,004
LPA Software Solutions, LLC	3	2	\$12,983
Carrier Corporation	3	1	\$12,700
Deep Trekker	4	1	\$12,590
American Red Cross	28	1	\$12,545
William R. Thompson	1	1	\$12,500

Appendix D – FY 2022 Combined Vendors paid by Invoice.

Vendor	Invoice Count	PO Count	Amount Paid
Alfa Medical Equipment Specialists	2	1	\$12,333
Public Rubber & Supply Co Inc	30	15	\$12,305
RMF Nooter Inc	1	1	\$11,800
Scientific Methods Inc	10	2	\$11,760
Enerco Corporation	7	1	\$11,700
Farnell Equipment Company	1	1	\$11,668
Service Electric Supply Inc	30	24	\$11,639
Sentinel Self Defense / Federal Gun	2	1	\$11,639
Fluid Process Equipment	6	3	\$11,613
Jack Doheny Companies Inc	26	7	\$11,595
Cut-Rate Batteries LLC	1	1	\$11,560
TBJ A2, LLC	1	1	\$11,500
Boomer Construction Materials	54	2	\$11,292
ANSYS, Inc.	1	1	\$11,290
Fisher Scientific Company LLC	6	3	\$11,079
Schuster Law PLC	8	1	\$11,051
Enterprise Holding Inc.	5	2	\$11,003
Blue Water Air Compressor	15	2	\$10,951
Mazzella Lifting Technologies Inc	37	3	\$10,936
HireRight, LLC	10	1	\$10,879
Electro-Matic Products Inc	3	1	\$10,659
Ino-Tek Inc	2	2	\$10,533
Hamlett Environmental Technologies	25	4	\$10,398
Exotic Automation & Supply	18	9	\$10,170
ZLED Lighting	7	4	\$10,096
Integra Chemical Company	8	4	\$10,075
Moody's Investors Service Inc	1	1	\$10,000
Jackson Lewis P.C.	10	1	\$9,912
Progressive Plumbing Supply Co Inc	142	24	\$9,897
Marsh Power Tools, Inc	43	1	\$9,892
HI Controls LLC	4	2	\$9,871
Ancona Controls Inc.	9	1	\$9,708
ONYX Engineering Ltd.	1	1	\$9,600
Tenerty Properties, L.C.	1	1	\$9,246
Cech Corporation	4	2	\$9,210
Cornerstone Controls Inc	8	2	\$9,184
Dice Career Solution	1	1	\$9,115
McLaren Port Huron Industrial	8	1	\$9,070
The Sheer Shop Inc.	1	1	\$8,985
Karen Ann Muglia	1	1	\$8,880
Weingartz Supply Co., Inc.	4	1	\$8,699
Applied Power and Controls Inc.	1	1	\$8,400
Sherwin Williams Company	30	9	\$8,377
WPEngine Inc.	1	1	\$8,280
OD Reimbursement- Chief Operating Officer Wastewater	28	1	\$8,174
Nu-Star Inc.	4	1	\$8,118
O I Analytical	1	1	\$8,041
ReadyOP Communications Inc.	1	1	\$8,000
AOSH Services LLC	2	1	\$8,000
CLE Strategic Solutions LLC	4	4	\$8,000
Environmental Consulting	8	1	\$8,000
Butcher & Butcher Construction Co.	1	1	\$7,995
RubberForm Recycled Products, LLC	2	1	\$7,942
Tredroc Tire Services, LLC	12	1	\$7,897
Medler Electric Company	19	5	\$7,880
Ayyeka Inc.	5	1	\$7,875
Howard Commercial Door	1	1	\$7,860
Bert's Testing & Training Services	10	1	\$7,745
Teledyne CETAC Technologies Inc	3	2	\$7,588
Action Mat & Towel Rental	28	2	\$7,562
Motion Industries Inc	10	6	\$7,473
Sabiston Building Supply	37	1	\$7,456
TargetSolutions Learning, LLC	3	1	\$7,415
J.J. Supply Company Inc.	11	4	\$7,287
MSA Safety Sales LLC	8	2	\$7,081
Ovivo USA, LLC	7	2	\$7,003
Indian Springs Mfg. Co Inc	13	4	\$6,637
Michigan CAT	24	4	\$6,636
Henry Ford College	8	3	\$6,455
Allied-Eagle Supply Company LLC	5	5	\$6,416
Wolverine Power Systems	5	1	\$6,335
Hantz Farms LLC	10	1	\$6,300
PTS Professional Technical Service	3	1	\$6,275

Appendix D – FY 2022 Combined Vendors paid by Invoice.

Vendor	Invoice Count	PO Count	Amount Paid
Klein Inc.	5	4	\$6,158
Downriver Refrigeration Supply Co	9	4	\$6,056
HORIZON Lab Systems	2	1	\$5,964
Kerr Pump and Supply, Inc.	5	2	\$5,891
Kiesler Police Supply Inc	13	3	\$5,885
Lyon LLC	4	1	\$5,828
Motor City Door Company, Inc.	2	2	\$5,816
Detroit Legal News	11	3	\$5,810
Hope Industrial Systems Inc	4	1	\$5,793
SEEL, LLC	2	1	\$5,789
Fibre Industries	14	7	\$5,789
Walz & Krenzer Inc.	4	1	\$5,733
FTP Today Inc.	1	1	\$5,700
Sellinger Associates Inc	1	1	\$5,625
Pumps & Systems Inc	1	1	\$5,538
C P E Filters Inc	6	3	\$5,492
Aircentric Corporation	6	1	\$5,420
F B Wright Company	10	7	\$5,393
Powder Bulk Products Inc	2	1	\$5,339
OD Reimbursement- Wastewater Operations	55	1	\$5,318
Canfield Equipment Service Inc	3	2	\$5,256
Jade Scientific Inc	6	2	\$5,231
Complete Battery Source	5	3	\$5,170
Technical Hot & Cold	1	1	\$5,148
Staples	15	1	\$5,146
DTN LLC	16	2	\$5,123
HD Edwards & Company	19	9	\$5,101
Fibergrate Composite Structures	2	1	\$5,083
JL Geisler Sign Company	4	1	\$5,080
Digital Assurance Certification LLC	2	2	\$5,000
VESCO Oil Corporation	20	3	\$4,998
Kirk's Automotive Inc	29	22	\$4,982
Teknicolors Paints Inc	23	1	\$4,950
Heritage Vision Plans	13	1	\$4,937
Bearing Service Inc	9	4	\$4,873
Greenia's Outdoor Power	6	1	\$4,720
Durawear Glove & Safety Co. Inc.	6	5	\$4,667
AVE Office Supplies	20	6	\$4,666
Motorola Solutions Inc.	1	1	\$4,648
Spina Electric Company	2	1	\$4,638
Carlson-Diamond & Wright Inc	2	1	\$4,544
Howrani Studios	2	1	\$4,540
De Nora Water Technologies, LLC	1	1	\$4,476
Helwig Carbon Products Inc	9	4	\$4,409
TestAmerica Laboratories Inc	25	2	\$4,405
Quality Air Service Inc.	1	1	\$4,380
The Creative Group	2	1	\$4,363
Harrington Industrial Plastics LLC	37	10	\$4,344
Giffels Webster	1	1	\$4,320
Chemtrac Inc	6	2	\$4,285
SCP Science	3	1	\$4,278
WWTSLLC, Inc.	3	1	\$4,255
Signature Contracting Group, LLC	1	1	\$4,200
Torch Associates LLC	5	3	\$4,166
American Water College	1	1	\$4,150
Met One Instruments Inc	2	1	\$4,136
ASTI Environmental	1	1	\$4,100
Tobys Instrument Shop Inc	23	6	\$4,052
R.S. Means Company LLC	1	1	\$4,006
Collins Einhorn Farrell PC	2	1	\$3,943
Identification Lamination Products	9	3	\$3,875
Cylinder Recyclers LLC	1	1	\$3,867
Air Design Incorporated	2	1	\$3,800
Zausmer August & Caldwell PC	3	1	\$3,795
Canon Solutions America Inc	11	2	\$3,764
Able Label	7	2	\$3,732
Continental Carbon Group Inc	6	1	\$3,720
Turbonomic Inc	2	1	\$3,708
Nelson Liquid Drive LLC	1	1	\$3,642
Kinetics Industries, Inc.	4	1	\$3,611
YSI Incorporated	12	2	\$3,608
T & N Services Inc	4	3	\$3,605
Hupp Consulting LLC	5	1	\$3,578

Appendix D – FY 2022 Combined Vendors paid by Invoice.

Vendor	Invoice Count	PO Count	Amount Paid
Spalding DeDecker	1	1	\$3,525
Lightstoreusa, Inc.	2	1	\$3,513
Jones Lang LaSalle	1	1	\$3,500
NSI Lab Solutions Inc	22	4	\$3,492
Vitalsmarts LC	2	1	\$3,490
Benlee	1	1	\$3,476
Rosati, Schultz, Joppich &	3	1	\$3,450
Kaleidico LLC	1	1	\$3,450
G.E. Distribution Service/ipromoteu	2	1	\$3,434
SGN Mobile Electronics	9	1	\$3,425
Cloverdale Equipment Co	1	1	\$3,407
OD Reimbursement- Procurement Director	11	1	\$3,357
State of Michigan - MIOSHA	2	1	\$3,200
Hanna Instruments USA	3	1	\$3,158
McMaster-Carr Industrial Supply Co	24	9	\$3,155
BAVCO	9	4	\$3,129
OD Reimbursement- Systems Operations Control	7	1	\$3,118
BCC Distributon	5	1	\$3,098
Quadient Inc.	21	3	\$3,098
Chemical Systems Inc	2	2	\$3,066
OD Reimbursement- Energy, Research & Innovation	12	1	\$3,049
OD Reimbursement-N/A	1	1	\$3,031
Christy Glass Company, Inc.	3	3	\$3,018
Swanky Restroom Trailers	1	1	\$3,000
Detroit-Wayne Joint Building Auth	1	1	\$3,000
OD Reimbursement- COO - Water Operations & Field Ser	5	1	\$2,982
LexisNexis	11	1	\$2,952
Commerical Group Lifting Products	4	2	\$2,910
Alfred Benesch & Associates	2	1	\$2,855
B & H Machine Sales, Inc	3	1	\$2,819
Raven Environmental Products Inc	4	2	\$2,736
Action Impact - Eastpointe	16	1	\$2,712
City of Melvindale	55	1	\$2,710
Tri Star Steel Corporation	1	1	\$2,660
OD Reimbursement- Springwells Water Plant	4	1	\$2,654
L.I.J.B.S. Enterprises, LLC	2	1	\$2,650
Bearings and Industrial Supply Co	9	5	\$2,632
Discovery Solutions Inc	23	2	\$2,593
Power Plus Engineering Inc	3	2	\$2,580
Michigan Air Product	2	1	\$2,575
Pure Data Services, LLC	63	3	\$2,532
Towlift Inc	2	2	\$2,500
Apprenti	1	1	\$2,500
York Repair Inc	3	2	\$2,474
Transcat Inc	3	3	\$2,432
BondLink	2	2	\$2,400
S P Kinney Engineers Inc	6	3	\$2,391
M C Gutherie Lumber Company	8	5	\$2,330
Thermo Fisher Scientific Asheville	5	2	\$2,309
The Crowley Company	2	1	\$2,300
Iron Mountain	30	1	\$2,292
Bentley Systems Incorporated	2	1	\$2,268
Atlas Bleachers	1	1	\$2,250
OD Reimbursement- Systems Analytics	17	1	\$2,205
United Parcel Service	104	1	\$2,174
Bearing Headquarters Co	9	5	\$2,161
ERDCO Engineering Corporation	4	2	\$2,157
J. Dedoes Enterprises Inc.	6	1	\$2,151
Pollardwater	7	3	\$2,136
OD Reimbursement- Treasury	10	1	\$2,120
Brooks Lumber Company	10	5	\$2,109
Association for Talent Development	1	1	\$2,042
Norkan Inc	3	1	\$2,011
Global Environmental Consulting LLC	6	3	\$2,000
VEGA Americas Inc.	3	1	\$1,976
Treadwell & Associates Inc	1	1	\$1,950
OD Reimbursement- Field Service Operations	6	1	\$1,950
Gravotech, Inc.	3	2	\$1,924
Trescal	1	1	\$1,890
Johnson Plastics Plus	2	1	\$1,884
Consolidated Rail Corporation	6	1	\$1,810
City of Highland Park	1	1	\$1,800
EKUIPTECH, LLC	3	1	\$1,785

Appendix D – FY 2022 Combined Vendors paid by Invoice.

Vendor	Invoice Count	PO Count	Amount Paid
OD Reimbursement- Financial Reporting & Accounting	8	1	\$1,722
Wurth Baer Supply	6	1	\$1,719
City of Troy	2	1	\$1,711
National Ladder & Scaffold Company	14	2	\$1,711
Contractors Connection Inc	3	3	\$1,699
TForce Freight	7	1	\$1,655
Advanced Calibration Designs	3	1	\$1,504
Gilson Company	6	1	\$1,489
The Lab Depot Inc	4	2	\$1,427
Medcor Inc	8	1	\$1,423
Starr Butler, PLLC	5	2	\$1,416
Flor Dri Supply Company Inc	2	2	\$1,343
Marine Pollution Control Corp	1	1	\$1,314
TK Elevator Corporation	2	1	\$1,302
K & K Maintenance Supply Inc	1	1	\$1,279
B&H Photo-Video	2	2	\$1,247
RedGuard Fire & Security, Inc.	4	1	\$1,236
Texas Refinery Corporation	1	1	\$1,232
AHB Tooling & Machinery LLC	5	2	\$1,202
OD Reimbursement- Financial Planning & Analysis	1	1	\$1,185
OD Reimbursement- Water Works Park	9	1	\$1,037
Dani's Transport	2	1	\$1,034
Jim Myers & Sons, Inc.	2	1	\$1,029
Barris Sott Denn & Driker	1	1	\$1,025
Cincinnati Time Systems	2	1	\$1,010
Southeast MI Community Alliance	1	1	\$1,000
J. D. Gould Company Inc.	2	1	\$1,000
Teledyne Monitor Labs	1	1	\$998
NOAR Technologies	1	1	\$995
OD Reimbursement- Systems Planning	1	1	\$981
Adica Fleet Services, LLC	2	1	\$975
Tooling University LLC	1	1	\$950
Village of Beverly Hills	1	1	\$950
Andax Industries LLC	2	2	\$935
OD Reimbursement- Security and Integrity	2	1	\$924
International Controls & Equipment	5	2	\$897
Apollo Fire Apparatus Repair Inc.	4	1	\$879
OD Reimbursement- Board of Directors	7	1	\$842
OD Reimbursement- Reporting and Compliance	3	1	\$819
OD Reimbursement- Fleet Operations	8	1	\$804
Dal-Tile Distribution	7	2	\$751
ZVerse Inc.	2	1	\$724
OD Reimbursement- Public Affairs	3	1	\$716
MRO Electric and Supply	1	1	\$695
Empire Equipment & Supply Inc.	2	2	\$674
OD Reimbursement- OD Talent Management	7	1	\$674
City of Novi	4	1	\$669
Bell Fork Lift Inc	1	1	\$653
OD Reimbursement- Chief Financial Officer	5	1	\$626
Ti Training LE, LLC	4	2	\$600
Downriver Utility Wastewater Auth.	2	2	\$588
Airtech Controls Co	2	1	\$576
Drinkpod LLC	3	2	\$550
YourMembership.com, Inc.	2	2	\$549
Crown Lift Trucks	4	3	\$545
OD Reimbursement- Northeast Water Plant	5	1	\$519
FedEx Freight Inc	1	1	\$511
GEO Jobe GIS Consulting	1	1	\$500
Global Equipment Company Inc.	3	2	\$493
State of Michigan - LARA	3	1	\$490
BulbCycle, Inc.	4	2	\$484
Xylem Dewatering Solutions Inc	3	1	\$477
OD Reimbursement- Asset Management	1	1	\$464
Macomb County Department of Roads	1	1	\$450
Charter Township of Plymouth	13	1	\$442
IDN Hardware Sales, Inc.	2	1	\$426
Troy's Towing Inc.	3	1	\$425
UniMeasure Inc.	4	1	\$417
OD Reimbursement- Public Finance	3	1	\$417
Empire Wire & Supply LLC	2	1	\$404
Shelby Township DPW	4	1	\$394
AutomationDirect.com Inc.	17	2	\$392
Omega Engineering Inc	2	1	\$370

Appendix D – FY 2022 Combined Vendors paid by Invoice.

Vendor	Invoice Count	PO Count	Amount Paid
Bulldog Records Management Inc	7	1	\$369
Cole-Parmer Instrument Company LLC	2	1	\$363
City of Romulus	7	1	\$362
Advance Plumbing & Heating Supply	8	2	\$353
Michigan Valve & Fitting Inc	8	3	\$344
City of Wayne - Water Department	12	1	\$326
Ozone Water Systems, Inc	2	1	\$318
Eurofins Eaton Analytical Inc	3	1	\$315
McGard LLC	2	1	\$312
OD Reimbursement- Office of the CIO	1	1	\$311
OD Reimbursement- Info Tech Enterprise Asset Mgmt Sy	1	1	\$309
Acme Bolt & Nut Co Inc	4	2	\$298
OD Reimbursement- Wastewater Laboratories	3	1	\$285
Fluke Electronics Corporation	2	1	\$282
Seton	2	1	\$270
Thomas Scientific Inc	1	1	\$236
OD Reimbursement- Southwest Water Plant	3	1	\$225
Comcast Business Communication, LLC	1	1	\$221
OD Reimbursement- OD Organizational Wellness	2	1	\$190
Segal Consulting	1	1	\$180
ShredCorp.	1	1	\$180
Washtenaw County Road Commission	1	1	\$177
HBARSCI, LLC	1	1	\$172
Baileigh Industrial	4	1	\$167
OD Reimbursement- Water Quality	2	1	\$165
Wolverine Rental & Supply Inc	1	1	\$162
OD Reimbursement- Industrial Waste Control	1	1	\$160
Steven H Schwartz & Associates PLC	2	1	\$158
OD Reimbursement- Combined Sewer Overflow	6	1	\$155
DACA	2	1	\$150
OD Reimbursement- Wastewater Director	2	1	\$130
Public Lumber Company	2	1	\$125
Wayne County Treasurer	1	1	\$122
OD Reimbursement- Wastewater Secondary Process	1	1	\$119
United States Plastic	2	1	\$101
City of Roseville Water Department	3	1	\$91
FedEx	1	1	\$86
Schwing Bioset Inc	2	1	\$58
OD Reimbursement- Facility Operations	1	1	\$55
Chart Pool USA Inc	1	1	\$51
Xavier Fonoll Almansa	1	1	\$35
City of Southfield	13	1	\$34
City of Rochester Hills	6	1	\$17
Tetra Tech of Michigan PC	4	1	\$0
Media Sonar Technologies Inc	2	2	\$0
ImageSoft Inc	2	1	\$0
OD Reimbursement- Info Technology Infrastructure	2	1	\$0
OD Reimbursement- Lake Huron Water Plant	9	1	-\$352
Solomon Diving Inc.	3	1	-\$1,330
Pruftechnik Inc	1	1	-\$4,231
Waterfall Security Solutions Ltd	1	1	-\$32,895
Proteus Instruments	6	2	-\$77,890
Mokveld Valves BV	1	1	-\$483,400
Grand Total	31121	3696	\$455,093,199