

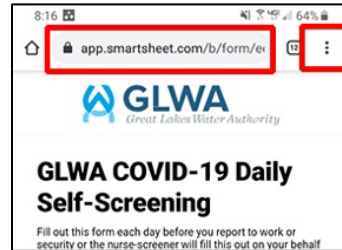


# Information Technology

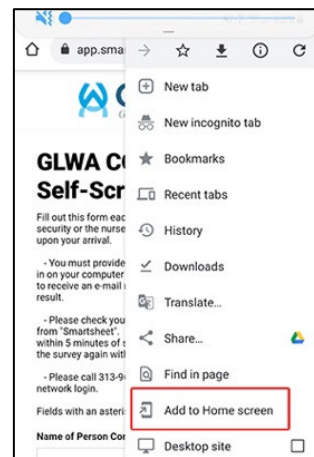


## Adding the COVID-19 Visitor Questionnaire Form to Your Android Home Screen

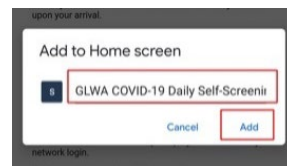
1. [Open the COVID-19 Visitor Questionnaire with COVID-19 Testing / Vaccination Requirements](#) and select the three vertical ellipses.



2. From the menu select “Add to Home Screen.”



3. On the next screen, optionally change the name of the icon, and then select the “Add” button.



4. On the next screen select “Add” to finalize the process.
5. The COVID Form Icon should appear on the user’s home screen.

