Great Lakes Water Authority
Audit Committee

Meeting Agenda

Friday, January 15, 2016 at 8:00 a.m.

5th Floor Board Room, Water Board Building
735 Randolph Street, Detroit, Michigan 48226
GLWater.org

AGENDA

1. CALL TO ORDER
2. ROLL CALL
3. APPROVAL OF AGENDA
4. APPROVAL OF MINUTES
   A. December 4, 2015 *(Page 1)*
5. PUBLIC PARTICIPATION
6. OLD BUSINESS
   A. Presentation: Water and Sewer Refunding Considerations for 2016 *(Page 7)*
      Presenter: Dan Hartman and Kari Blanchett, PFM; Jon Wheatley, Public Manager
      Proposed Action: Receive and file the Summary Refunding Considerations and Analysis Report
7. NEW BUSINESS
   A. Proposed Amendment to the Master Water and Sewer Bond Ordinances *(Page 21)*
      Presenter: Jon Wheatley, Public Finance Manager
      Proposed Action: Motion that the Audit Committee recommends that the Great Lakes Water Authority Board adopt the amendment to the Master Water and Sewer Bond Ordinances as presented
   B. December 2015 Wholesale Water Revenue Report *(Page30)*
      Presenter: Nicolette N. Bateson, CPA, Chief Financial Officer/Treasurer
      Proposed Action: Receive and file the Wholesale Revenue Report
   C. DWSD Retail System Revenue and Collections Update (Verbal Update)
      Presenter: Marcus Hudson, CPA, Chief Financial Officer, DWSD
      Proposed Action: None
   D. FY 2017 and 2018 Preliminary Budget Analysis (and FY 2016 Review) *(Page 37)*
      Presenter: Nicolette N. Bateson, CPA, Chief Financial Officer/Treasurer
      Proposed Action: None

8. REPORTS
   A. Risk Management Stand-Up: Casualty Insurance, Pollution Legal Liability *(Page 43)*
      Insurance, and Third-Party Claims Administration
      - Michael J. Tilley, Risk Manager
   B. ERP and HRIS/Payroll Implementation Verbal Update
      – Dan Rainey, IT Director, DWSD
   C. Transition Budget Update and Competitive Assistance Grant Program Close-out *(Page 45)*
      report from Oakland County
      - Michael Huber, Finance Director
   D. Chief Financial Officer Update
   E. 2016 Audit Committee Meeting Calendar *(Page 55)*

9. OTHER MATTERS

10. ADJOURNMENT

Great Lakes Water Authority
Audit Committee

Meeting Minutes

Friday, December 4, 2015 at 8:00 a.m.

5th Floor Board Room, Water Board Building
735 Randolph Street, Detroit, Michigan 48226
GLWater.org

MINUTES

1. CALL TO ORDER

   Chairman Baker called the meeting to order at 8 a.m.

2. ROLL CALL

   Chairman Brian Baker, Directors Robert Daddow and Joseph Nardone

3. APPROVAL OF AGENDA
   Chairman Baker requested approval of the agenda.

MOTION BY:	JOSEPH NARDONE
SUPPORT:	ROBERT DADDOW
ACTION:	APPROVED

   Reference the Finance binder of Dec. 4, 2015, for supplemental details.

4. APPROVAL OF MINUTES

   A. Chairman Baker requested approval of the minutes:
   November 6, 2015

MOTION BY:	ROBERT DADDOW
SUPPORT:	JOSEPH NARDONE
ACTION:	APPROVED

   November 20, 2015

MOTION BY:	JOSEPH NARDONE
SUPPORT:	ROBERT DADDOW
ACTION:	APPROVED

5. PUBLIC PARTICIPATION

None

6. OLD BUSINESS

A. Status Report on Conditions Precedent to Operational Effective Date (verbal)
Presenter: Nicolette Bateson, CFO
Press Release - City of Detroit Reaches Bondholder Consent for Transfers of DWSD Debt to New Great Lakes Water Authority **Attachment 6**

Sue McCormick, CEO, requested from the State to provide three letters 1) Air Quality, 2) Drinking Water Division, and 3) Water Quality Division stating they have all things required in order to meet our needs for permit transfers.

B. Second Review of Proposed Debt Management Policy
Presenter: Jon Wheatley, Public Manager **Page 8**
Proposed Action: Motion that the Audit Committee recommend that the Great Lakes Water Authority Board adopt the Proposed Debt Management Policy

MOTION BY:	JOSEPH NARDONE
SUPPORT:	ROBERT DADDOW
ACTION:	APPROVED as amended

Correction: CFO's suggested changes-cleanup of formal names

C. Proposed FY 2016 Budget Adoption Resolution
Presenter: Nicolette Bateson, CPA, Interim Treasurer/Chief Financial Officer
Page 28
Proposed Action: Motion that the Audit Committee recommend that the Great Lakes Water Authority Board adopt the Proposed Budget Resolution Subject to Public Comment

MOTION BY:	ROBERT DADDOW
SUPPORT:	JOSEPH NARDONE
ACTION:	APPROVED as amended

Correction: First resolve date should read as, June 30, 2016.

D. Proposed 2016 Audit Committee Meeting Dates

Presenter: Nicolette Bateson, CPA, Interim Treasurer/Chief Financial Officer

Page 38

Proposed Action: Approve the meeting schedule as proposed or amended

MOTION BY:	JOSPEH NARDONE
SUPPORT:	ROBERT DADDOW
ACTION:	APPROVED as amended

Correction Dates: January 15, 2016 and June 10, 2016

7. NEW BUSINESS

   None

8. COMMUNICATIONS

   A. ERP and HRIS/Payroll Implementation Verbal Update

   – Dan Rainey, IT Director, DWSD

   Ceridian continuing testing; focusing on situations that we know we will run across; day 4 system will be live Dec 7; training sessions available

   Benefits enrollment 91 percent completed; status is yellow, moving toward green; Ceridian will be live come January

   We have an option that we think we can live with

   B. Chief Financial Officer Verbal Update

   – Wholesale Customer Outreach Updates

   Two meetings

   Water rates work group

   Sewer rates work group

   Rate calculations

   Steering committee for wastewater – top ten areas of concern rated and will be posted on the outreach portal; enhancement to outreach programs; concerns about WRAP, shared services, methodology

9. OTHER MATTERS

   None

10. ADJOURNMENT

Chairman Baker requested a motion to adjourn.

MOTION BY:	ROBERT DADDOW

SUPPORT:	JOSEPH NARDONE
ACTION:	ADJOURNED

There being no further business, the meeting adjourned at 8:47 p.m.

GREAT LAKES WATER AUTHORITY

FOR IMMEDIATE RELEASE
December 3, 2015

Media Contacts:
Amanda Abukhader / M: 734-934-7868 / O: 313-324-7854 / amanda.abukhader@fleishman.com
Greg Eno / 313-573-0775 / eno@dwsd.org

THE CITY OF DETROIT REACHES BONDHOLDER CONSENT FOR TRANSFER OF DWSD DEBT TO NEW GREAT LAKES WATER AUTHORITY

DWSD also refunds bonds to achieve cash flow savings of nearly $40 million over the remaining life of the bonds.

DETROIT— The City of Detroit has broken the final barrier to enable the regional Great Lakes Water Authority (GLWA) to assume operations and take over the Detroit Water and Sewerage's (DWSD) debt by January 1, 2016.

As one of the conditions precedent for the leases to become effective, DWSD was required to obtain the consent of not less than 51% of both its water and sewer bond holders to the change in obligor from DWSD to GLWA. As of November 25, 2015 DWSD was able to obtain the voluntary consent of more than 67% of its outstanding bonds.

On Wednesday, December 2, the DWSD sold refunding bonds for the Water Supply and Sewage Disposal Systems in a combined par amount of $324.3 million. The initial investor demand for the DWSD bonds was tremendous, including $4.2 billion in initial orders – over 12 times the demand for the amount of bonds available. This allowed the bonds to be re-priced at a lower rate, increasing the savings on the transaction. The success of this transaction results in a cash flow savings of $38.2 million over the remaining life of the bonds. This was the highest level of savings that DWSD had seen on the refunding bonds since it began tracking the potential refunding savings opportunities back in January of 2015.

"Today's positive response to our bond sale is an indicator that the investment community believes in the progress that DWSD has made over the past few years and in the upcoming transition to GLWA", said Nicolette Bateson, CFO of DWSD and Interim Treasurer and CFO of GLWA. "This is not only the latest successful step leading up to the transition, but also an important endorsement of the benefits of a new regional authority."

Since August of this year, the credit rating for DWSD has been upgraded by all three rating agencies. Each of the rating agencies has referenced the improvements in financial performance, strong management and the transition to GLWA as credit positives in their reports.

Under the leases and services agreements with the City of Detroit approved in June 2015, GLWA will assume responsibility for regional water and sewer infrastructure, including treatment plants and major pipelines, while the City of Detroit will maintain responsibility for local water and sewer infrastructure serving Detroit residents.

###

About the Great Lakes Water Authority (GLWA)

The Great Lakes Water Authority (GLWA) was established in November 2014 to provide water and waste water services to 126 municipalities in seven Southeastern Michigan counties. On January 1, 2016, GLWA will assume operational, infrastructure improvements and rate-setting responsibilities for water and sewage treatment plants, major water transmission mains and sewage interceptors, and related facilities. The organization will lease these facilities from the City of Detroit for an allocation of $50 million per year fund capital improvements for the City of Detroit retail system and/or debt obligations. GLWA also will fund a Water Residential Assistance Program to assist low-income residential customers throughout the system. The GLWA board includes one representative each from Oakland, Macomb and Wayne counties as well as two representatives from the City of Detroit, and one from the State of Michigan.

Great Lakes Water Authority
Financial Services Group
Audit Committee Communication

Date: January 15, 2016

To: Great Lake Water Authority Audit Committee

From: Jon Wheatley, Public Finance Manager

Re: Presentation: Water and Sewer Refunding Considerations for 2016

Background: Based on the success of the recent City of Detroit Water & Sewerage Department ("DWSD") Refunding Bond transaction and the favorable remarks made in the rating agency reports regarding the stand-up of the Great Lakes Water Authority ("GLWA"), the GLWA's financial advisor, PFM, was requested an analysis of water and sewer bond refunding opportunities in 2016 (see attached "Summary of Refunding Considerations and Analysis"). This analysis presents several water and sewer bond refunding alternatives including both senior and second lien bonds.

Analysis: PFM has identified $540.6 million in senior and second lien water bonds and $184.4 million in senior and second lien sewer bonds which are currently callable on July 1, 2016. They have also identified and additional $266.7 million in water bonds and $321.5 million in sewer bonds that can be advanced refunded and provide additional savings opportunities.

For the interest rate comparisons, PFM assumed the refunding bonds would price at the same interest rate spreads (spread to MMD) as the DWSD refunding bonds. The projected results are presented on pages 8 and 10 of the summary.

PFM will be in attendance at the meeting to review their report and provide the Audit Committee to discuss the findings.

Budget Impact: The estimated NPV savings for the Water System are between $72.0 million to $98.3 million over the remaining life of the bonds, which is an average annual savings of approximately $3.4 million to $4.9 million. The estimated NPV savings for the Sewer System are between $16.6 million and $56.2 million over the remaining life of the bonds, which is an average annual savings of approximately $0.79 million to $2.7 million.

Proposed Action: Receive and file the PFM Summary Refunding Considerations and Analysis Report prepared by PFM dated January 2016.

GREAT LAKES WATER AUTHORITY

SUMMARY OF
REFUNDING CONSIDERATIONS AND ANALYSIS

January, 2016

The PFM Group
Financial & Investment Advisors
40 Years of Independent Advice

OVERVIEW

- **Refinancing candidates**
  - Significant universe of refinancing candidates that are currently callable and produce savings
  - Focus on bonds that are currently callable or will become currently callable 90 days prior to July 1, 2016 call date
- **Interest Rates**
  - Current interest rate environment is near all-time lows, and credit spreads also quite low
  - Balance between current low rate environment versus expected credit rating and pricing improvement over time for GLWA
  - Certain refunding candidates with call dates beyond 2016 also have sizeable negative arbitrage in escrow that effectively represents a pricing penalty that will go away over time
- **Credit**
  - Desire to introduce GLWA credit to the market with appropriately sized transaction that will garner full market attention
  - Potential ability to gain upgrade with Moody's, who has indicated willingness to raise current Baa3/Ba1 ratings with implementation of GLWA
- **Technical**
  - Implementation of strategy to mitigate any impact to Debt Service Reserve Fund surety policies important to overall economics
  - Ability to recycle bond insurance from Assured/NPFG also a consideration with current ratings

BENCHMARK TAX-EXEMPT INTEREST RATE POSITION

- Although rates are at levels higher than the all-time lows reached at the end of November 2012, interest rates are still far below their long-term averages and near all-time lows

30 Year AAA MMD Rate Position
(December 22, 1985 to December 22, 2015)

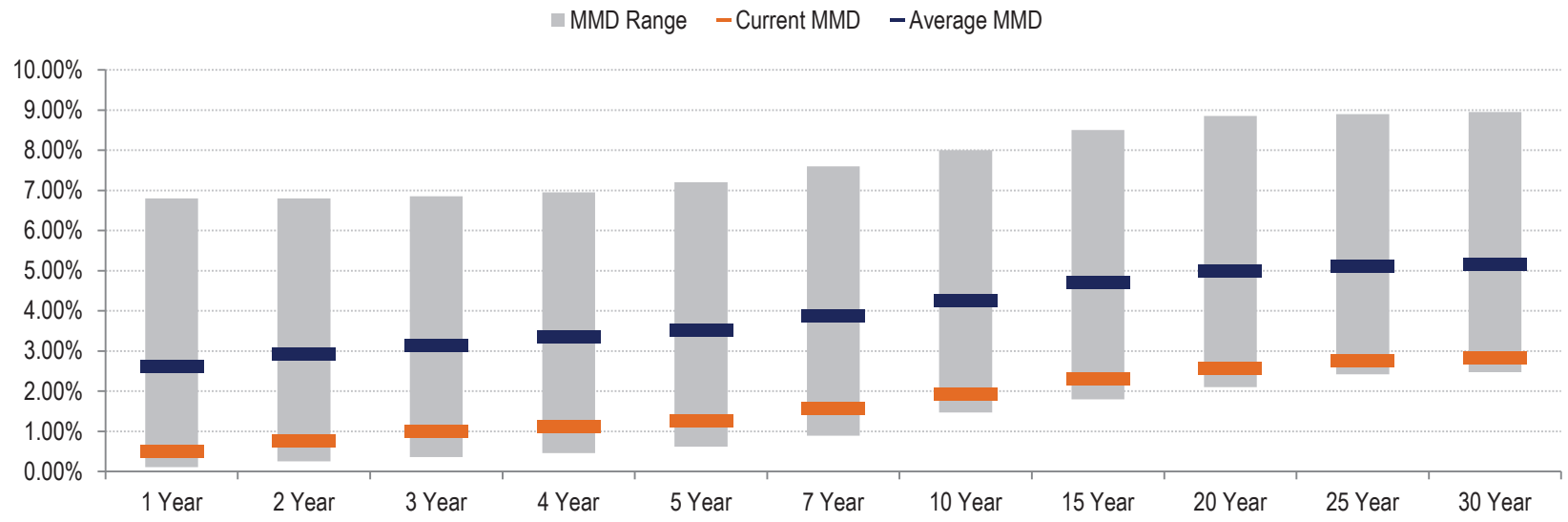

Summary of April 27, 2015 vs. 30 Year Historical MMD Rates

Statistic	1 Year	2 Year	3 Year	4 Year	5 Year	7 Year	10 Year	15 Year	20 Year	25 Year	30 Year
12/22/2015	0.50%	0.77%	0.99%	1.13%	1.26%	1.56%	1.93%	2.31%	2.56%	2.75%	2.82%
Average	2.63%	2.93%	3.15%	3.34%	3.53%	3.86%	4.25%	4.71%	4.98%	5.12%	5.15%
Spread to Avg.	-2.13%	-2.16%	-2.16%	-2.21%	-2.27%	-2.30%	-2.32%	-2.40%	-2.42%	-2.37%	-2.33%
Minimum	0.11%	0.25%	0.36%	0.46%	0.62%	0.89%	1.47%	1.80%	2.10%	2.42%	2.47%
Spread to Min.	0.39%	0.52%	0.63%	0.67%	0.64%	0.67%	0.46%	0.51%	0.46%	0.33%	0.35%
Maximum	6.80%	6.80%	6.85%	6.95%	7.20%	7.60%	8.00%	8.50%	8.85%	8.90%	8.95%
Spread to Max.	-6.30%	-6.03%	-5.86%	-5.82%	-5.94%	-6.04%	-6.07%	-6.19%	-6.29%	-6.15%	-6.13%

Source: Thomson Reuters

BENCHMARK TAX-EXEMPT INTEREST RATE PROGRESSION

- Rates have continued to stay low in 2015, with near all-time lows reached in November 2015
  - Since topping out at 2.95% in early November 2015, the 20-Year AAA MMD rate has decreased approximately 40 bps
  - Credit spreads continue to be low, relative to longer-term averages

20-Year AAA MMD Rate History

(June 1, 1981 Inception to Present)

Credit Spreads (December 30, 2013 - Present)

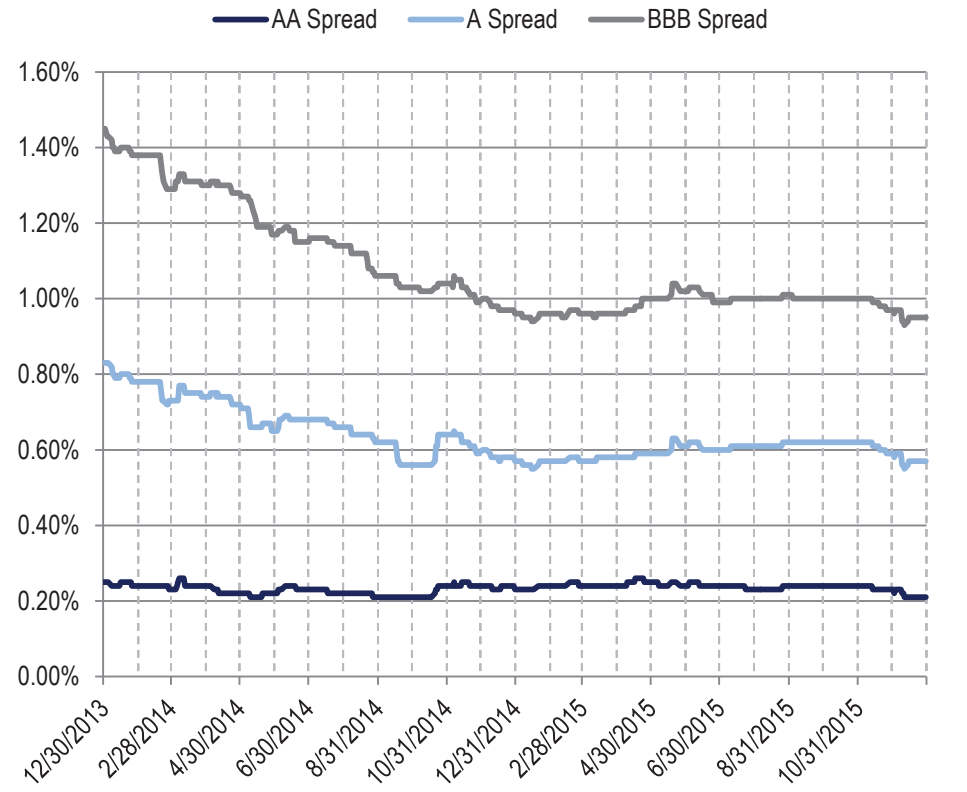

Source: Thomson Reuters

INTEREST RATE FORECASTS (WALL ST CONSENSUS FROM BLOOMBERG)

While longer term interest rate forecasts in the past few years have consistently (and incorrectly) forecast higher rates, the recent Fed action to raise rates lend credence to the current forecast for modestly increasing long-term rates.

- On December 16, 2015 the FOMC established a new target range for the federal funds rate of ¼ to ½ percent, up from 0 to ¼ percent, where it was set on December 16, 2008.
- The Federal Reserve (Fed) also raised the interest rate it pays banks on excess reserves deposited with the Fed ("interest on excess reserves" or "IOER") from ¼ percent to ½ percent
- Fed governors have urged investors NOT to look to history for guidance on the pace of tightening or the final resting point for overnight rates. In the past three tightening cycles, the end-point was 3.75% to 5.25%.
- Amidst the uncertainty regarding how high and how fast long-term interest rates will go, the consensus amongst economists is that short-term rates will increase more and faster than long-term rates

The Street's Interest Rate Forecast (As of December 21, 2015)

Average Forecasts	Current	Q4 15	Q1 16	Q2 16	Q3 16	Q4 16	Q1 17
30-Year UST	2.91%	3.06%	3.20%	3.29%	3.37%	3.46%	3.53%
10-Year UST	2.20%	2.28%	2.45%	2.60%	2.69%	2.80%	2.97%
2-Year UST	0.96%	0.94%	1.15%	1.34%	1.52%	1.70%	1.94%
3M LIBOR	0.59%	0.47%	0.70%	0.92%	1.12%	1.31%	1.58%
Fed Funds Target Rate (Upper)	0.50%	0.50%	0.65%	0.85%	1.05%	1.25%	1.50%
Fed Funds Target Rate (Lower)	0.25%	0.25%	0.40%	0.61%	0.81%	1.04%	1.26%

Source: Bloomberg

GLWA PRICING / INTEREST RATES

- The pricing or interest rates used in this analysis conservatively assumes that GLWA will price at the same Senior/Second spreads to MMD as the November DWSD refunding
- While new GLWA Water and GLWA Sewer credit transitions may not have been fully accounted for in the November DWSD pricing, spreads may not be materially different for the following reasons:
  - November 2015 DWSD transaction occurred during an extremely favorable market that compressed credit spreads for all issuers by 10-15 basis points
  - There has not been any secondary trading markups on the November DWSD transactions to suggest further tightening
  - The impact of the Fed rate adjustments on December 16, and any future Fed actions, isn't fully known
  - The inaugural GLWA issues could potentially be much larger in size and carry a size premium under certain scenarios
- Expectation that credit rating of GLWA Water and GLWA Sewer will improve over time, and the improvement will be reflected in the bond pricing

PFM

OUTSTANDING BONDS CALLABLE IN 2016 OR ADVANCE REFUNDABLE FOR SAVINGS

- ***Approximately $540 million of GLWA's water bonds are callable on July 1, 2016, and $184 million of sewer bonds, for a total of approximately $725 million***
- ***There are several other GLWA bond issues outstanding that are eligible to be advanced refunded which produce savings within the Authority's minimum savings levels.***

WATER

Series	Lien	Next Call Date	Outstanding Par	Proposed Ref. Par	High Coupon
Series 2003A	Sr.	Current	$100,000		5.00%
Series 2003D	Sr.	7/1/2016	$117,410,000	$116,645,000	5.00%
Series 2004B	Sr.	7/1/2016	$20,830,000	$15,725,000	5.00%
Series 2005B	Sr.	7/1/018	$152,340,000	$124,700,000*	5.50%
Series 2006A	Sr.	7/1/2016	$121,055,000	$119,445,000	5.00%
Series 2006D	Sr.	7/1/2016	$59,830,000	$59,815,000	5.00%
Series 2011A	Sr.	7/1/2021	$300,010,000	$20,845,000	5.75%
Series 2011B	Sr.	7/1/2021	$5,170,000		6.00%
Series 2011C	Sr.	7/1/2021	$75,145,000	$8,640,000	5.25%
Series 2003B	Sec	Current	$100,000		5.00%
Series 2004A	Sec	7/1/2016	$35,045,000	$30,335,000	5.25%
Series 2006B	Sec	7/1/2019	$85,650,000	$85,135,000	7.00%
Series 2006C	Sec	7/1/2016	$201,905,000	$198,700,000	5.00%

TOTAL CURRENT:	$0
TOTAL CALLABLE 7/1/2016:	$540,665,000
TOTAL ADVANCED REF.:	$239,320,000
GRAND TOTAL:	$779,985,000

** Only depicts proposed refunding amount generating over 5% savings.*

SEWER

Series	Lien	Next Call Date	Outstanding Par	Proposed Ref. Par	High Coupon
Series 2003B	Sr.	7/1/2019	$26,650,000	$26,650,000	7.50%
Series 2006C	Sr.	7/1/2016	$11,215,000	$9,740,000	5.25%
Series 2006D	Sr.	Current	$239,475,000		VR
Series 2012A	Sr.	7/1/2022	$547,350,000	$36,955,000	5.25%
Series 2001E	Sec	7/1/2018	$134,745,000	$134,745,000	5.75%
Series 2005A	Sec	Current	$100,000		5.125%
Series 2005A	Sec	7/1/2021	$31,785,000		5.00%
Series 2005C	Sec	Current	$100,000		5.50%
Series 2006A	Sec	7/1/2018	$123,185,000	$123,185,000	5.50%
Series 2006B	Sec	7/1/2016	$175,695,000	$174,665,000	5.00%
Series 2006B	Sec	7/1/2021	$55,000,000		5.00%

TOTAL CURRENT:	$0	$0
TOTAL CALLABLE 7/1/2016:	$184,405,000	$725,070,000
TOTAL ADVANCED REF.:	$321,535,000	$560,855,000
GRAND TOTAL:	$505,940,000	$1,285,925,000

REFUNDING OPTION SUMMARY – WATER SYSTEM

	Option 1: Currently Callable Debt Generating Savings 90 Days Prior to 7/1/2016		Option 2: Option 1 Plus All Debt > 5% Savings		Option 3: All Debt Generating Greater than 5% Savings/50% Efficiency	
Delivery Date	4/5/2016		4/5/2016		4/5/2016	
Est. Refunding Par	477,855,000		687,290,000		760,455,000	
Refunded Par	540,665,000		750,500,000		807,405,000	
Refunded Series	**Series**	**Par (000s)**	**Series**	**Par (000s)**	**Series**	**Par (000s)**
Water (Senior)	2003D	116,645	2003D	116,645	2003D	116,645
	2004B	15,725	2004B	15,725	2004B	15,725
	2006A	119,445	2005B	124,700	2005B	148,085
	2006D	59,815	2006A	119,445	2006A	119,445
			2006D	59,815	2006D	59,815
					2011A	24,775
					2011C	8,640
Water (Second)	2004A	30,335	2004A	30,335	2004A	30,335
	2006C	198,700	2006B	85,135	2006B	85,240
			2006C	198,700	2006C	198,700
Est. PV Savings	72,008,014		95,153,959		98,277,258	
Savings as a % of Refunded Par	13.3%		12.7%		12.5%	
Negative Arbitrage	3,874,664		16,367,996		18,862,515	
Refunding Efficiency	94.9%		85.3%		83.9%	

Note: Advance refunding status is subject to consultation with Tax Counsel
As of December 18, 2015

SAVINGS ANALYSIS – WATER SYSTEM

Savings Options by Fiscal Year – Level Savings

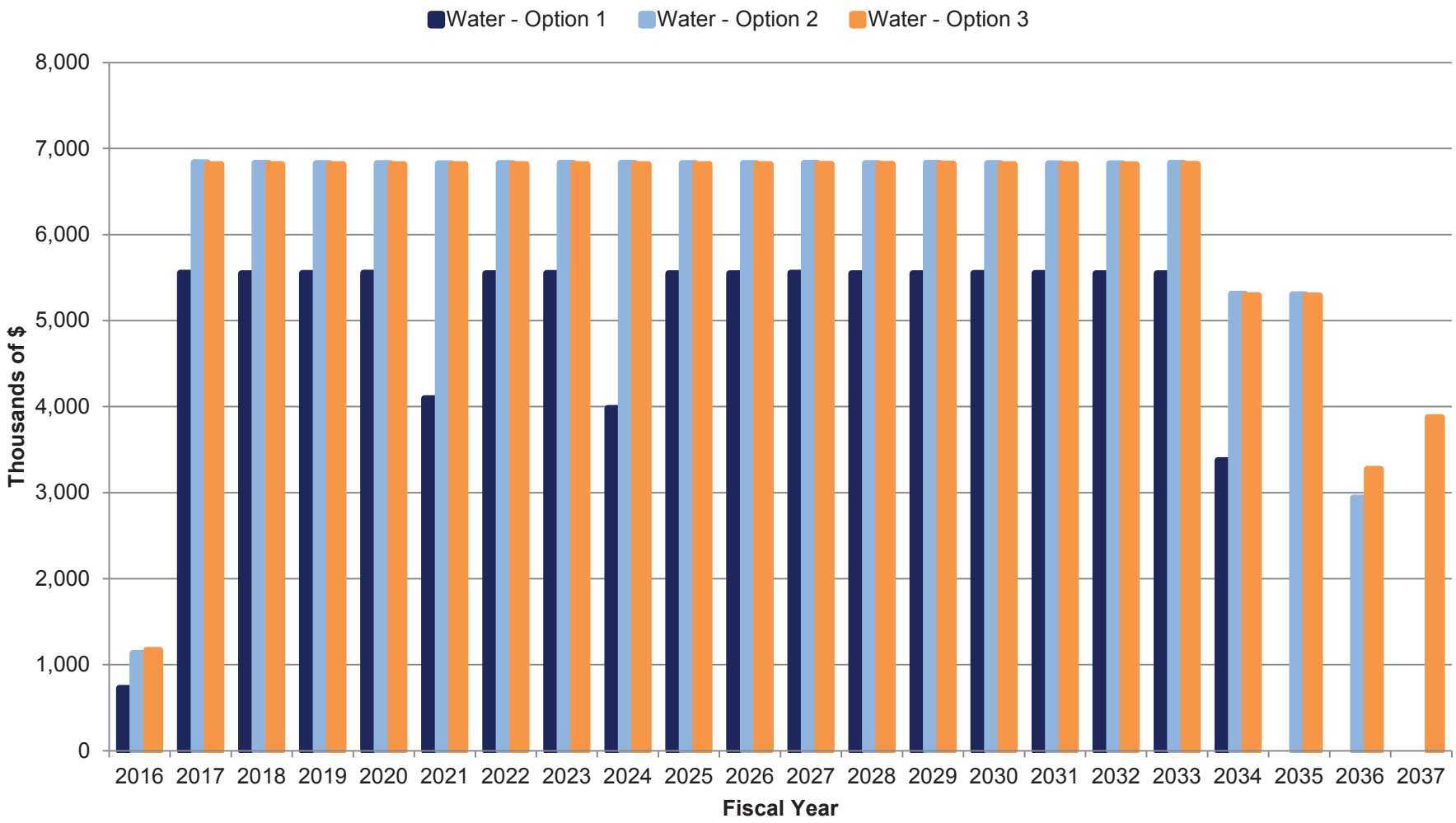

REFUNDING OPTION SUMMARY – SEWER SYSTEM

	Option 1: Currently Callable Debt Generating Savings 90 Days Prior to 7/1/2016		Option 2: Option 1 Plus All Debt > 5% Savings		Option 3: All Debt Generating Greater than 5% Savings/50% Efficiency	
Delivery Date	4/5/2016		4/5/2016		4/5/2016	
Est. Refunding Par	167,745,000		481,975,000		481,975,000	
Refunded Par	184,405,000		505,940,000		505,940,000	
Refunded Series	**Series**	**Par (000s)**	**Series**	**Par (000s)**	**Series**	**Par (000s)**
Sewer (Senior)	2006C	9,740	2003B	26,650	2003B	26,650
			2006C	9,740	2006C	9,740
			2012A	36,955	2012A	36,955
Sewer (Second)	2006B	174,665	2001E	134,745	2001E	134,745
			2006A	123,185	2006A	123,185
			2006B	174,665	2006B	174,665
Est. PV Savings		16,608,725		56,185,776		56,185,776
Savings as a % of Refunded Par		9.0%		11.1%		11.1%
Negative Arbitrage*		1,449,066		18,392,812		18,392,812
Refunding Efficiency		92.0%		75.3%		75.3%

Note: Advance refunding status is subject to consultation with Tax Counsel

*Negative arbitrage assumed at $0 for current refundings

As of December 18, 2015

SAVINGS ANALYSIS – SEWER SYSTEM

Savings Options by Fiscal Year – Level Savings

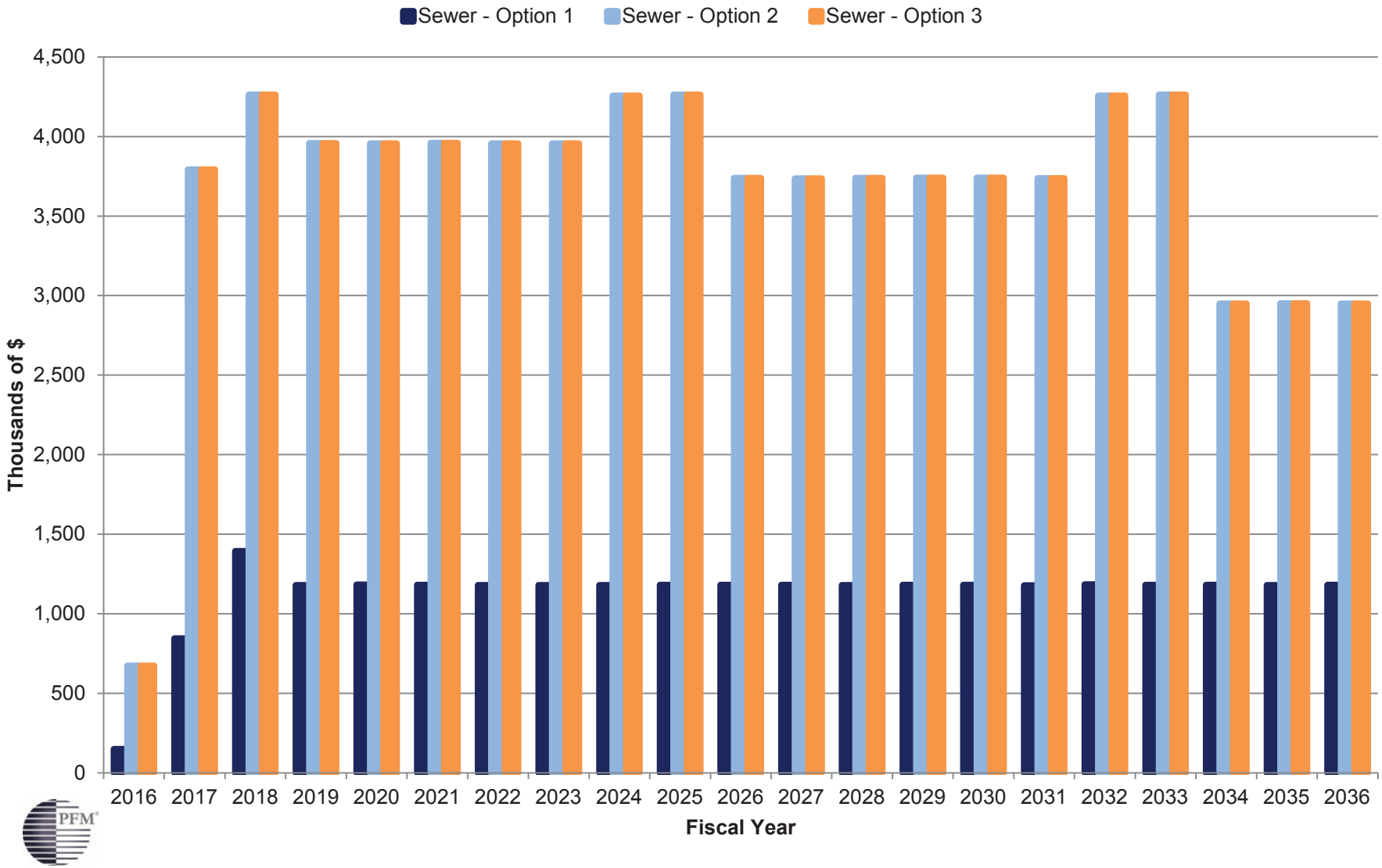

ADDITIONAL STRUCTURING CONSIDERATIONS

- Flexibility exists in structuring refunding savings to suit GLWA's cashflow needs and preferences
  - Ability to upfront savings through 2024 to assist with allocable GRS pension payments
    - Similar to the structure on the 2015 DWSD Refinancings

- Capacity exists to recycle NPFG and AGM insurance
  - Use of insurance would likely mean more savings
  - However, investor appetite for insured products is low in the current market due to insurers' large Puerto Rico exposure and reach for additional yield
  - Use of significant insurance would reduce GLWA's ability to use inaugural issue to introduce GLWA uninsured credit

- Strategy to mitigate any impacts to DSRF surety policies important to overall economics

RECOMMENDATIONS

1. **PFM recommends consideration of a smaller refunding universe (Option 1 or Option 2) that current refunds the best candidates with call dates on 7/1/2016**
   - Minimizes negative arbitrage in the escrow
   - Preserves advance refunding for bonds with longer call dates
   - Smaller size may result in more favorable pricing
   - Expectation that GLWA credit will improve over time

2. **Optimize savings structure to best balance short-term rate relief with long-term considerations**
3. **Ensure that refundings do not negatively impact or terminate Debt Service Reserve Fund surety policies and require additional cash funding**
4. **Explore strategies to recycle any NPFG/Assured bond insurance applicable to refunded debt**

PFM

Great Lakes Water Authority
Financial Services Group
Audit Committee Communication

Date: January 15, 2016

To: Great Lake Water Authority Audit Committee

From: Jon Wheatley, Public Finance Manager

Re: Proposed Amendment to the Master Water and Sewer Bond Ordinances

Background: On October 7, 2015 the Great Lakes Water Authority ("GLWA") Board approved and adopted the Master Bond Ordinances ("MBO") for the water and sewer systems, Ordinance No. 2015-01 and 2015-02, respectively. Presented for the Audit Committee's consideration is an amendment to the MBO. The purpose of this amendment is to establish and define the treatment of the GLWA's allocable share of the BC Note Obligation which was issued by the City of Detroit as a result of the City's Chapter 9 Plan of Adjustment.

Analysis: The following amendments were identified in both the water and sewer ordinances:

- ***Section 101***- a new definition was added for the BC Note Obligation;
- ***Section 101***- In the "Pension Obligation" definition- added: (ii) "The BC Note Obligation as provided in the Plan of Adjustment."
- ***Section 503***- In the "Fifth" item in the Flow of Funds- added the words "…1/12 of the BC Note Obligation…"
- ***Section 508***, subsection (a)- added: (ii) "the Water/Sewer System's allocable share of the BC Note Obligation, all as determined by the Authority."
- ***Section 508***, subsection (b)- added: (ii) "the Water/Sewer System's allocable share of the BC Note Obligation, as provided in the Plan of Adjustment, all as determined by the Authority."
- ***Section 804***- added: "A copy of the completed annual budget shall be filed by the Authority with the Trustee as soon as it is available."

Budget Impact: None.

Proposed Action: Motion that the Audit Committee recommends that the Great Lakes Water Authority Board adopt the amendment to the Master Water and Sewer Bond Ordinances as presented.

GREAT LAKES WATER AUTHORITY

ORDINANCE NO. 2016-01

AN ORDINANCE TO AMEND MASTER BOND ORDINANCE NO. 2015-01

WHEREAS, pursuant to Resolution No. 2015-10-02 adopted by the Board of Directors of the Great Lakes Water Authority (the "Authority") on October 7, 2015, the Authority approved and adopted Master Bond Ordinance No. 2015-01, an ordinance entitled "AN ORDINANCE TO PROVIDE FOR THE ASSUMPTION BY THE GREAT LAKES WATER AUTHORITY OF ALL OF THE OUTSTANDING WATER SUPPLY SYSTEM REVENUE BONDS AND WATER SUPPLY SYSTEM REVENUE REFUNDING BONDS ISSUED BY THE CITY OF DETROIT, COUNTY OF WAYNE, STATE OF MICHIGAN; TO PROVIDE FOR THE ACQUISITION, CONSTRUCTION AND EQUIPPING OF IMPROVEMENTS TO THE WATER SUPPLY SYSTEM OF THE GREAT LAKES WATER AUTHORITY AND THE CITY OF DETROIT; TO PROVIDE FOR THE ISSUANCE AND SALE OF REVENUE BONDS TO PAY THE COSTS THEREOF; TO PROVIDE FOR THE COLLECTION OF REVENUES FROM THE SYSTEM SUFFICIENT FOR THE PURPOSE OF PAYING THE COSTS OF OPERATION AND MAINTENANCE OF THE SYSTEM AND TO PAY THE PRINCIPAL OF AND INTEREST ON THE BONDS; TO PROVIDE FOR THE SEGREGATION AND DISTRIBUTION OF THE REVENUES; TO PROVIDE FOR THE RIGHTS OF THE HOLDERS OF THE BONDS AND THE ENFORCEMENT THEREOF; AND TO PROVIDE FOR OTHER MATTERS RELATING TO THE BONDS AND THE SYSTEM" (such ordinance as amended by Ordinance No. 2015-03 referred to in the next recital is hereinafter referred to as the "Master Water Bond Ordinance"); and

WHEREAS, pursuant to Resolution No. 2015-12-08 adopted by the Board of Directors of the Authority on December 9, 2015, the Authority approved and adopted Ordinance No. 2015-03, which made certain amendments to Master Bond Ordinance No. 2015-01; and

WHEREAS, it is necessary to amend the Master Water Bond Ordinance as hereinafter provided.

NOW, THEREFORE, BE IT ORDAINED BY THE BOARD OF DIRECTORS OF THE GREAT LAKES WATER AUTHORITY AS FOLLOWS:

Section 101. Authority for this Supplemental Ordinance. This Supplemental Ordinance (the "2016 Supplemental Ordinance") is adopted pursuant to Section 1102(7) of the Master Water Bond Ordinance.

Section 102. Definitions. Except as otherwise provided in this 2016 Supplemental Ordinance, all terms which are defined in Section 101 of the Master Water Bond Ordinance shall have the same meanings, respectively, in this 2016 Supplemental Ordinance as such terms are given in the Master Water Bond Ordinance.

Section 103. Amendment to Section 101 of the Master Water Bond Ordinance. (a) The following is substituted for and in the place of the definition of "Pension Obligation" in Section 101 of the Master Water Bond Ordinance:

" 'Pension Obligation' means the amounts allocable to the Water System and required to be paid over time by DWSD and as provided in the Lease, the Authority, in respect of (i) the GRS Plan as provided in the Plan of Adjustment and the Bankruptcy Order and (ii) the BC Note Obligation as provided in the Plan of Adjustment."

(b) The following definition is added after the definition of "Bankruptcy Order" in Section 101 of the Master Water Bond Ordinance:

" 'BC Note Obligation' means, collectively, the debt service on (a) the City of Detroit Financial Recovery Bonds, Series 2014B(1) and Series 2014B(2), dated December 10, 2014, and (b) the City of Detroit Financial Recovery Bonds, Series 2014C, dated December 10, 2014, which bonds were issued to satisfy in whole or in part claims relating to the City's pension obligation certificates and post-retirement health benefits."

Section 104. Amendment to Section 503 of the Master Water Bond Ordinance. The following is substituted for and in the place of Fifth in Section 503(b) of the Master Water Bond Ordinance:

> "Fifth: except as provided in Section 503(a)(1) with respect to the initial deposit to the Pension Obligation Payment Fund, to the extent Pension Junior Lien Bonds are not issued, to the Pension Obligation Payment Fund an amount that equals to 1/12 of the Required Annual GRS Payment and 1/12 of the BC Note Obligation at the written direction of an Authorized Officer to the Trustee;"

Section 105. Amendment to Section 508 of the Master Water Bond Ordinance. The following is substituted for and in the place of Section 508(a) and (b) of the Master Water Bond Ordinance:

"Section 508. Use of Money in the Pension Obligation Payment Fund. The Pension Obligation Payment Fund established by the Authority under Section 502(a)(9) shall be funded under Section 503 and used for the purposes set forth in this Section 508.

(a) Subject to the issuance of Pension Junior Lien Bonds to satisfy all or a portion of the Pension Obligation, at the written direction of an Authorized Officer to the Trustee, the Trustee shall pay from the Revenues of the Water System on deposit in the Pension Obligation Payment Fund, on the same ratable basis as the allocation of payroll costs between the Water System and the Sewer System, (i) to GRS the difference between the annual allocation of the Plan of Adjustment GRS pension contributions provided in the Plan of Adjustment and $24 million in the aggregate, and (ii) the Water System's allocable share of the BC Note Obligation, all as determined by the Authority.

(b) Subject to the provisions of Section 503, at the written direction of an Authorized Officer to the Trustee, sufficient funds shall be allocated and disbursed by the Trustee, to the Pension Obligation Payment Fund on a monthly basis until such time as the Pension Obligation

Payment Fund contains funds sufficient to pay (i) the difference between the Water System's allocable share of the annual allocation of the Pension Obligation contributions required to be paid to GRS as provided in the Plan of Adjustment and the Bankruptcy Order, and the Water System's allocable share of $24 million (the "Required Annual GRS Payment") and (ii) the Water System's allocable share of the BC Note Obligation as provided in the Plan of Adjustment, all as determined by the Authority."

Section 106. Amendment to Section 803 of Master Water Bond Ordinance. The following is substituted for and in the place of Section 803(a) of the Master Water Bond Ordinance:

"Section 803. Non-Arbitrage Covenant. (a) The Authority shall not make any use and the Trustee is directed not make any use of the proceeds of any Tax-Exempt Bonds, or any funds which may be deemed to be proceeds of Tax-Exempt Bonds pursuant to Section 103(c) of the Code and the applicable regulations thereunder, which could cause the Tax-Exempt Bonds to be "arbitrage bonds" within the meaning of such Section and such regulations, and the Authority shall comply and the Trustee is directed to comply with the requirements of such Section and such regulations throughout the term of the Tax-Exempt Bonds, including rebate requirements."

Section 107. Amendment to Section 804 of Master Water Bond Ordinance. The following is substituted for and in the place of Section 804 of the Master Water Bond Ordinance:

"Section 804. Annual Budget. The Authority, prior to the commencement of each Fiscal Year beginning with the Fiscal Year next commencing after the effective date of this Ordinance, shall adopt a budget for the Regional Water System as required by Act 21 of the Michigan Public Acts of 1968, as amended, covering the Operation and Maintenance Expenses, Debt Service and other known monetary requirements of the Lease, this Ordinance and the Regional Water System for each Fiscal Year. A copy of the completed annual budget shall be filed by the Authority with the Trustee as soon as it is available."

Section 108. Publication and Recordation. This 2016 Supplemental Ordinance shall be published in full in the Detroit Legal News, a newspaper of general circulation within the geographic boundaries of the Authority qualified under State law to publish legal notices, promptly after its adoption, and shall be maintained in the official records of the Authority and such recording authenticated by the signatures of the Chairperson and Secretary of the Authority Board.

Section 109. Repeal. All ordinances, resolutions, indentures or orders, or parts thereof, in conflict with the provisions of this 2016 Supplemental Ordinance are, to the extent of such conflict, repealed.

Section 110. Effective Date. This 2016 Supplemental Ordinance shall be effective as of the Effective Date.

Adopted and signed on the 27th day of January, 2016.

GREAT LAKES WATER AUTHORITY

Signed _____
Chairperson

Signed _____
Secretary

Troy 63818-2 1578266v2

GREAT LAKES WATER AUTHORITY

ORDINANCE NO. 2016-02

AN ORDINANCE TO AMEND MASTER BOND ORDINANCE NO. 2015-02

WHEREAS, pursuant to Resolution No. 2015-10-03 adopted by the Board of Directors of the Great Lakes Water Authority (the "Authority") on October 7, 2015, the Authority approved and adopted Master Bond Ordinance No. 2015-02, an ordinance entitled "AN ORDINANCE TO PROVIDE FOR THE ASSUMPTION BY THE GREAT LAKES WATER AUTHORITY OF ALL OF THE OUTSTANDING SEWAGE DISPOSAL SYSTEM REVENUE BONDS AND SEWAGE DISPOSAL SYSTEM REVENUE REFUNDING BONDS ISSUED BY THE CITY OF DETROIT, COUNTY OF WAYNE, STATE OF MICHIGAN; TO PROVIDE FOR THE ACQUISITION, CONSTRUCTION AND EQUIPPING OF IMPROVEMENTS TO THE SEWAGE DISPOSAL SYSTEM OF THE GREAT LAKES WATER AUTHORITY AND THE CITY OF DETROIT; TO PROVIDE FOR THE ISSUANCE AND SALE OF REVENUE BONDS TO PAY THE COSTS THEREOF; TO PROVIDE FOR THE COLLECTION OF REVENUES FROM THE SYSTEM SUFFICIENT FOR THE PURPOSE OF PAYING THE COSTS OF OPERATION AND MAINTENANCE OF THE SYSTEM AND TO PAY THE PRINCIPAL OF AND INTEREST ON THE BONDS; TO PROVIDE FOR THE SEGREGATION AND DISTRIBUTION OF THE REVENUES; TO PROVIDE FOR THE RIGHTS OF THE HOLDERS OF THE BONDS AND THE ENFORCEMENT THEREOF; AND TO PROVIDE FOR OTHER MATTERS RELATING TO THE BONDS AND THE SYSTEM" (such ordinance as amended by Ordinance No. 2015-04 referred to in the next recital is hereinafter referred to as the "Master Sewer Bond Ordinance"); and

WHEREAS, pursuant to Resolution No. 2015-12-09 adopted by the Board of Directors of the Authority on December 9, 2015, the Authority approved and adopted Ordinance No. 2015-04, which made certain amendments to Master Bond Ordinance No. 2015-02; and

WHEREAS, it is necessary to amend the Master Sewer Bond Ordinance as hereinafter provided.

NOW, THEREFORE, BE IT ORDAINED BY THE BOARD OF DIRECTORS OF THE GREAT LAKES WATER AUTHORITY AS FOLLOWS:

Section 101. Authority for this Supplemental Ordinance. This Supplemental Ordinance (the "2016 Supplemental Ordinance") is adopted pursuant to Section 1102(7) of the Master Sewer Bond Ordinance.

Section 102. Definitions. Except as otherwise provided in this 2016 Supplemental Ordinance, all terms which are defined in Section 101 of the Master Sewer Bond Ordinance shall have the same meanings, respectively, in this 2016 Supplemental Ordinance as such terms are given in the Master Sewer Bond Ordinance.

Section 103. Amendment to Section 101 of the Master Sewer Bond Ordinance. (a) The following is substituted for and in the place of the definition of "Pension Obligation" in Section 101 of the Master Sewer Bond Ordinance:

" 'Pension Obligation' means the amounts allocable to the Sewer System and required to be paid over time by DWSD and as provided in the Lease, the Authority, in respect of (i) the GRS Plan as provided in the Plan of Adjustment and the Bankruptcy Order and (ii) the BC Note Obligation as provided in the Plan of Adjustment."

(b) The following definition is added after the definition of "Bankruptcy Order" in Section 101 of the Master Sewer Bond Ordinance:

" 'BC Note Obligation' means, collectively, the debt service on (a) the City of Detroit Financial Recovery Bonds, Series 2014B(1) and Series 2014B(2), dated December 10, 2014, and (b) the City of Detroit Financial Recovery Bonds, Series 2014C, dated December 10, 2014, which bonds were issued to satisfy in whole or in part claims relating to the City's pension obligation certificates and post-retirement health benefits."

Section 104. Amendment to Section 503 of the Master Sewer Bond Ordinance. The following is substituted for and in the place of Fifth in Section 503(b) of the Master Sewer Bond Ordinance:

> "Fifth: except as provided in Section 503(a)(1) with respect to the initial deposit to the Pension Obligation Payment Fund, to the extent Pension Junior Lien Bonds are not issued, to the Pension Obligation Payment Fund an amount that equals to 1/12 of the Required Annual GRS Payment and 1/12 of the BC Note Obligation at the written direction of an Authorized Officer to the Trustee;"

Section 105. Amendment to Section 508 of the Master Sewer Bond Ordinance. The following is substituted for and in the place of Section 508(a) and (b) of the Master Sewer Bond Ordinance:

"Section 508. Use of Money in the Pension Obligation Payment Fund. The Pension Obligation Payment Fund established by the Authority under Section 502(a)(9) shall be funded under Section 503 and used for the purposes set forth in this Section 508.

(a) Subject to the issuance of Pension Junior Lien Bonds to satisfy all or a portion of the Pension Obligation, at the written direction of an Authorized Officer to the Trustee, the Trustee shall pay from the Revenues of the Sewer System on deposit in the Pension Obligation Payment Fund, on the same ratable basis as the allocation of payroll costs between the Sewer System and the Water System, (i) to GRS the difference between the annual allocation of the Plan of Adjustment GRS pension contributions provided in the Plan of Adjustment and $24 million in the aggregate, and (ii) the Sewer System's allocable share of the BC Note Obligation, all as determined by the Authority.

(b) Subject to the provisions of Section 503, at the written direction of an Authorized Officer to the Trustee, sufficient funds shall be allocated and disbursed by the Trustee, to the Pension Obligation Payment Fund on a monthly basis until such time as the Pension Obligation

Payment Fund contains funds sufficient to pay (i) the difference between the Sewer System's allocable share of the annual allocation of the Pension Obligation contributions required to be paid to GRS as provided in the Plan of Adjustment and the Bankruptcy Order, and the Sewer System's allocable share of $24 million (the "Required Annual GRS Payment") and (ii) the Sewer System's allocable share of the BC Note Obligation as provided in the Plan of Adjustment, all as determined by the Authority."

Section 106. Amendment to Section 803 of Master Sewer Bond Ordinance. The following is substituted for and in the place of Section 803(a) of the Master Sewer Bond Ordinance:

"Section 803. Non-Arbitrage Covenant. (a) The Authority shall not make any use and the Trustee is directed not make any use of the proceeds of any Tax-Exempt Bonds, or any funds which may be deemed to be proceeds of Tax-Exempt Bonds pursuant to Section 103(c) of the Code and the applicable regulations thereunder, which could cause the Tax-Exempt Bonds to be "arbitrage bonds" within the meaning of such Section and such regulations, and the Authority shall comply and the Trustee is directed to comply with the requirements of such Section and such regulations throughout the term of the Tax-Exempt Bonds, including rebate requirements."

Section 107. Amendment to Section 804 of Master Sewer Bond Ordinance. The following is substituted for and in the place of Section 804 of the Master Sewer Bond Ordinance:

"Section 804. Annual Budget. The Authority, prior to the commencement of each Fiscal Year beginning with the Fiscal Year next commencing after the effective date of this Ordinance, shall adopt a budget for the Regional Sewer System as required by Act 21 of the Michigan Public Acts of 1968, as amended, covering the Operation and Maintenance Expenses, Debt Service and other known monetary requirements of the Lease, this Ordinance and the Regional Sewer System for each Fiscal Year. A copy of the completed annual budget shall be filed by the Authority with the Trustee as soon as it is available."

Section 108. Publication and Recordation. This 2016 Supplemental Ordinance shall be published in full in the Detroit Legal News, a newspaper of general circulation within the geographic boundaries of the Authority qualified under State law to publish legal notices, promptly after its adoption, and shall be maintained in the official records of the Authority and such recording authenticated by the signatures of the Chairperson and Secretary of the Authority Board.

Section 109. Repeal. All ordinances, resolutions, indentures or orders, or parts thereof, in conflict with the provisions of this 2016 Supplemental Ordinance are, to the extent of such conflict, repealed.

Section 110. Effective Date. This 2016 Supplemental Ordinance shall be effective as of the Effective Date.

Adopted and signed on the 27th day of January, 2016.

GREAT LAKES WATER AUTHORITY

Signed _____
Chairperson

Signed _____
Secretary

Troy 63818-2 1579220v2

Great Lakes Water Authority
Financial Services Group
Audit Committee Communication

Date: January 15, 2016

To: Audit Committee

From: Nicolette N. Bateson, CPA
Chief Financial Officer/Treasurer

Re: December 2015 Wholesale Water Revenue Report

Background: A key report for the Audit Committee's review is the wholesale revenue report. These reports are also on interest to our customer base and other stakeholders as a measure of the success in addressing revenue stability of the wholesale services. A similar report has been requested for the City of Detroit Water & Sewerage Department (DWSD). Pending resolution of some closing and reconciliation items, reports will be forwarded to the GLWA Audit Committee.

Analysis: See attached report from The Foster Group.

Budget Impact: None at this time.

Proposed Action: Receive and file the December 2015 Wholesale Water Revenue report from The Foster Group.

TFG

THE FOSTER GROUP

P.O. BOX 26282
LEAWOOD, KS 66225
TEL: (913) 345-1410
FAX: (913) 345-1640

THE FOSTER GROUP, LLC
BART FOSTER, PRESIDENT
CELL: (913) 530-6240
BFOSTER@FOSTERGROUPLLC.COM

MEMORANDUM

December 2015 Wholesale Water Revenue Report — January 12, 2016
(Billed Revenue Evaluation)

To: Nickie Bateson

From: Bart Foster

Submitted herewith a short report summarizing our review of billed wholesale water sales volumes and revenues for the first six months of FY 2016. The accompanying exhibits reflect ***unaudited*** information for FY 2016 from subsidiary billing systems, compared with planned levels and actual performance in prior years. *Please note that this report focuses on billed sales and revenues and does not reflect collections and other adjustments that impact reported revenue levels.*

As noted in the exhibits, overall billed sales volumes and revenues have been very consistent with targeted levels for each of the first six months of FY 2016, and the cumulative year to date figures for the first half of the fiscal year are slightly above budgeted amounts. We note that the figures included in these exhibits reflect very preliminary estimates for December, and exclude any billings to the City of Flint, as such billings were not included in the original forecasts against which we are reporting performance.

We are prepared to discuss this matter at your convenience.

DWSD Suburban Wholesale Billing Summary
Water Supply System
FY 2016 Billings vs. Goal - By Month

Billed Volumes

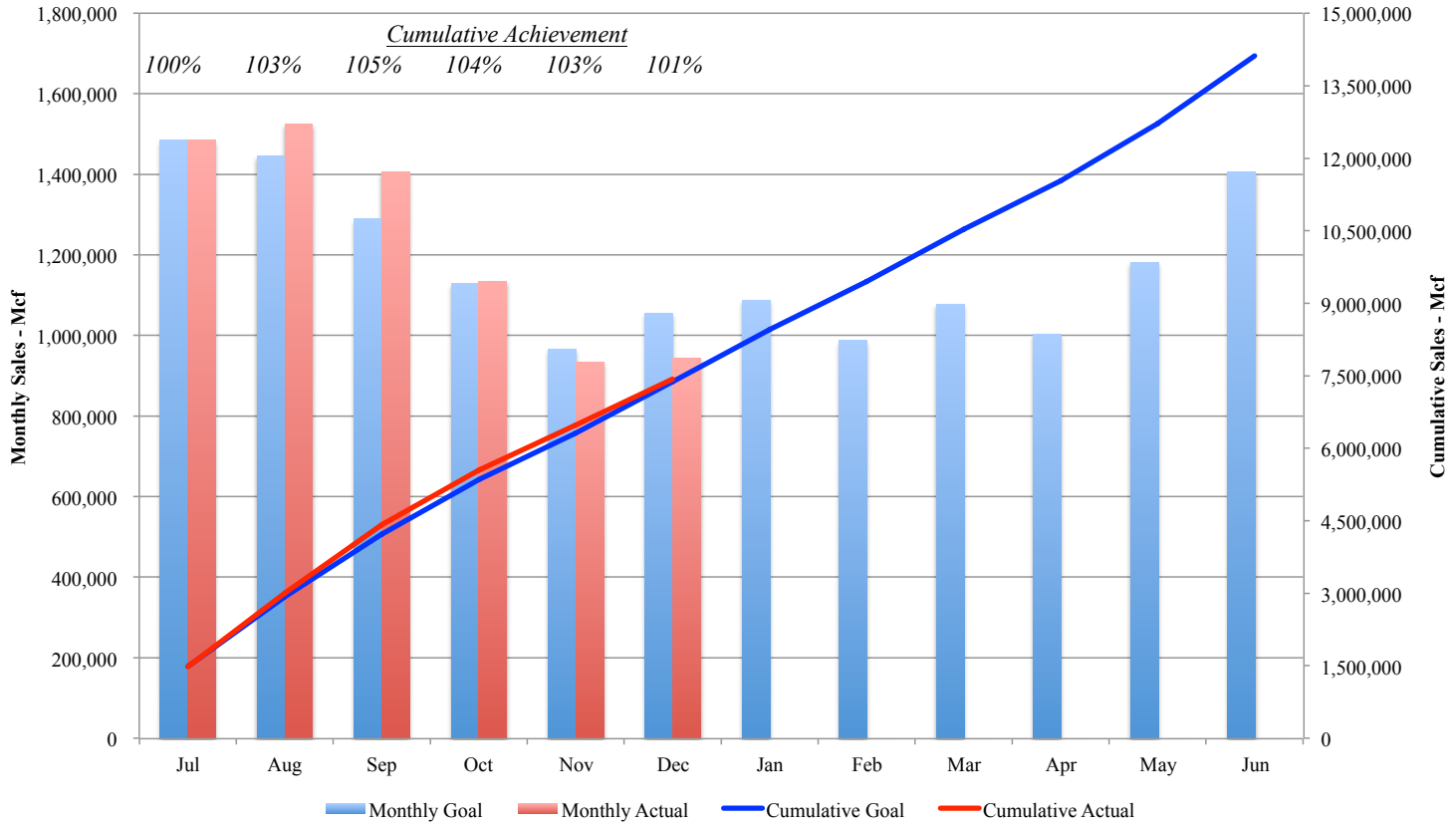

Billed Revenue

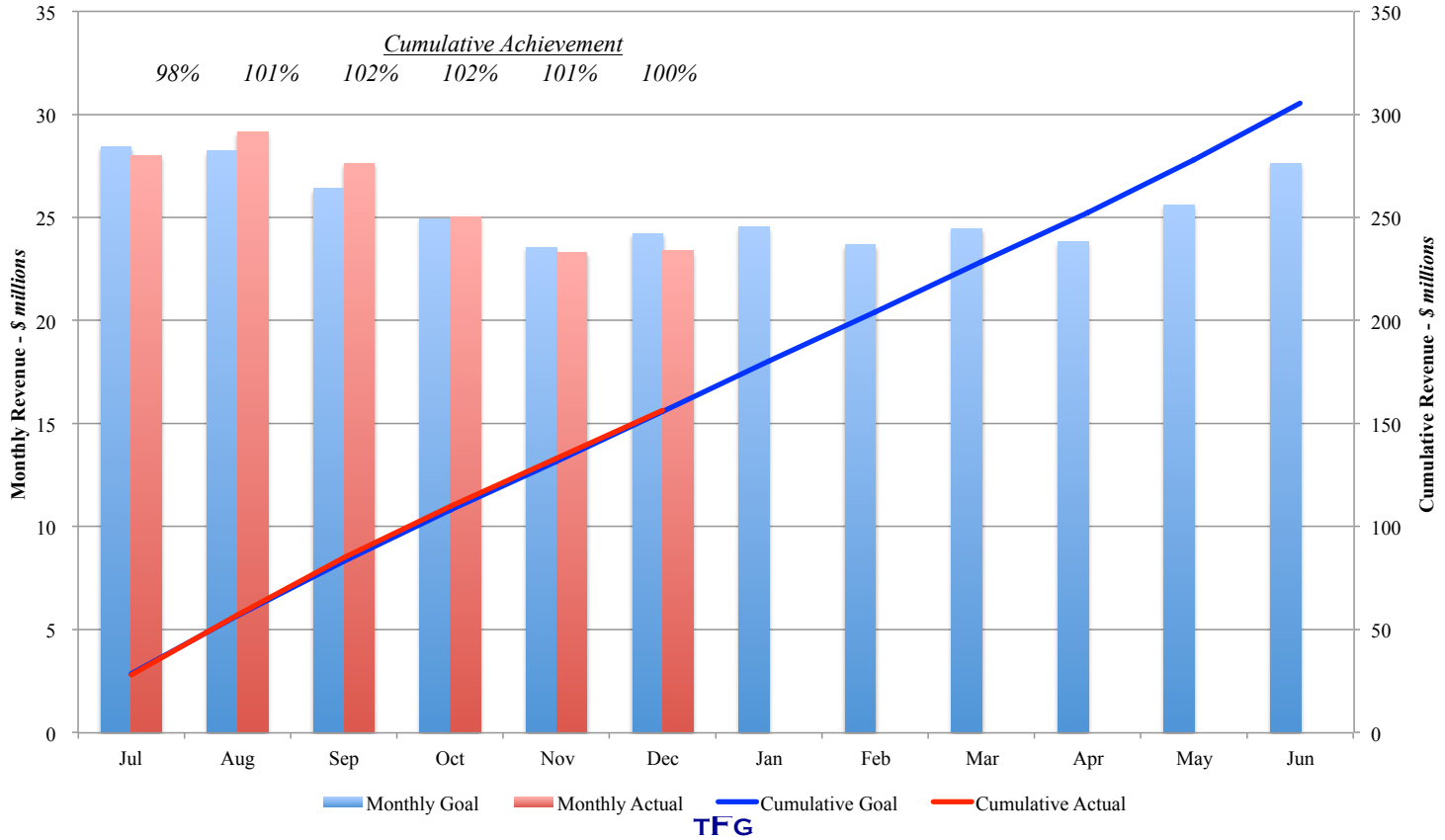

Wholesale Water Supply System Revenue Analysis
Goal vs. Actual

WHOLESALE CUSTOMERS

Month	FY 2016 - Goal			FY 2016 - Actual			Variance		
	Volume Mcf	Revenue	Unit Revenue $/Mcf	Volume Mcf	Revenue	Unit Revenue $/Mcf	Volume Mcf	Revenue	Unit Revenue $/Mcf
July	1,484,430	28,447,300	19.16	1,484,928	27,991,867	18.85	498	(455,433)	(0.31)
August	1,445,640	28,221,400	19.52	1,525,278	29,144,269	19.11	79,638	922,869	(0.41)
September	1,289,830	26,408,100	20.47	1,406,260	27,637,332	19.65	116,430	1,229,232	(0.82)
October	1,130,720	24,931,200	22.05	1,135,048	25,028,541	22.05	4,328	97,341	0.00
November	967,010	23,567,400	24.37	935,394	23,304,814	24.91	(31,616)	(262,586)	0.54
December	1,056,610	24,218,700	22.92	944,762	23,390,217	24.76	(111,848)	(828,483)	1.84
January	1,088,010	24,533,300	22.55	0	0				
February	987,500	23,671,400	23.97	0	0				
March	1,078,400	24,466,400	22.69	0	0				
April	1,003,740	23,813,600	23.72	0	0				
May	1,181,850	25,608,700	21.67	0	0				
June	1,407,110	27,612,400	19.62	0	0				
	---	---		---	---		---	---	
Total	14,120,850	305,499,900	21.63	7,431,671	156,497,041	21.06	57,431	702,941	(0.58)
Subtotals ytd	*7,374,240*	*155,794,100*	*21.13*	*7,431,671*	*156,497,041*	*21.06*	*57,431*	*702,941*	*(0.07)*
Achievement of Goal				*100.8%*	*100.5%*	*100%*			

Month	Wholesale Customers		
	FY 2014	FY 2015	FY 2016
July	1,521,519	1,518,244	1,484,928
August	1,585,885	1,370,517	1,525,278
September	1,428,680	1,210,838	1,406,260
October	1,176,170	1,055,364	1,135,048
November	1,004,254	948,206	935,394
December	1,112,028	1,015,487	944,762
January	1,177,601	1,049,951	0
February	1,055,345	967,612	0
March	1,177,133	1,094,692	0
April	1,052,739	997,679	0
May	1,104,194	1,126,972	0
June	1,382,929	1,223,704	0
	---	---	---
Total	14,778,477	13,579,265	7,431,671
Subtotals ytd	*7,828,535*	*7,118,655*	*7,431,671*
FY 16 Variance from	*-5.07%*	*4.40%*	

* Figures are stated as "Service Months"; i.e. July figures represent bills issued in August, etc.

DWSD Suburban Wholesale Billing Summary - Water Supply System
FY 2016 Billings vs. Goal - By Customer
Year to Date thru December (6 months)

		Billed Volumes - Mcf						Billed Revenues - $					
		Projected "Goal"		Actual Billings		Achievement of Goal		Projected "Goal"		Actual Billings		Achievement of Goal	
	Customer *(a)*	Annual	YTD 6	YTD 6	vs. Goal	YTD 6	Annual	Annual	YTD 6	YTD 6	vs. Goal	YTD 6	Annual
1	Allen Park	137,000	71,100	75,964	4,864	107%	55%	2,130,100	1,081,300	1,106,420	25,120	102%	52%
2	Almont Village	11,000	5,600	4,411	(1,189)	79%	40%	212,500	107,100	98,352	(8,748)	92%	46%
3	Ash Township	39,000	19,400	20,636	1,236	106%	53%	680,200	339,200	346,537	7,337	102%	51%
4	Belleville	17,000	8,400	6,409	(1,991)	76%	38%	294,400	146,400	131,908	(14,492)	90%	45%
5	Berlin Township	29,000	14,800	15,013	213	101%	52%	660,200	331,800	334,373	2,573	101%	51%
6	Brownstown Township	140,000	75,600	72,629	(2,971)	96%	52%	3,062,200	1,575,800	1,547,436	(28,364)	98%	51%
7	Bruce Twp	850	330	369	39	112%	43%	44,100	20,200	20,532	332	102%	47%
8	Canton Township	319,000	173,000	185,471	12,471	107%	58%	11,884,700	6,142,100	6,287,431	145,331	102%	53%
9	Center Line	35,000	18,400	15,858	(2,542)	86%	45%	440,100	225,100	210,904	(14,196)	94%	48%
10	Chesterfield Township	165,000	87,600	89,106	1,506	102%	54%	3,615,000	1,847,900	1,856,197	8,297	100%	51%
11	Clinton Township	400,000	211,100	219,351	8,251	104%	55%	7,121,200	3,636,100	3,682,714	46,614	101%	52%
12	Commerce Township	93,000	51,700	55,945	4,245	108%	60%	4,556,400	2,380,100	2,452,447	72,347	103%	54%
13	Dearborn	650,000	363,000	307,585	(55,415)	85%	47%	9,021,900	4,711,300	4,398,865	(312,435)	93%	49%
14	Dearborn Heights	214,000	103,400	108,627	5,227	105%	51%	3,488,100	1,723,200	1,747,248	24,048	101%	50%
15	Eastpointe	110,000	52,300	61,117	8,817	117%	56%	1,476,300	724,200	768,743	44,543	106%	52%
16	Ecorse	150,000	71,500	78,251	6,751	109%	52%	1,320,000	648,700	670,503	21,803	103%	51%
17	Farmington	49,000	26,200	29,312	3,112	112%	60%	904,000	462,300	485,363	23,063	105%	54%
18	Farmington Hills	374,000	202,500	201,685	(815)	100%	54%	8,191,400	4,220,100	4,277,462	57,362	101%	52%
19	Ferndale	65,000	32,400	36,853	4,453	114%	57%	888,400	443,200	465,226	22,026	105%	52%
20	Flat Rock	59,000	29,600	36,387	6,787	123%	62%	1,084,100	542,800	589,323	46,523	109%	54%
21	Fraser	67,000	34,700	32,530	(2,170)	94%	49%	1,196,000	605,100	588,355	(16,745)	97%	49%
22	Garden City	92,000	45,200	46,312	1,112	102%	50%	1,520,100	754,100	760,545	6,445	101%	50%
23	Genesee County Drain Comm	607,000	319,700	276,828	(42,872)	87%	46%	17,999,000	9,026,800	8,683,175	(343,625)	96%	48%
24	Gibraltar	17,000	8,600	8,790	190	102%	52%	428,300	215,000	215,759	759	100%	50%
25	Greater Lapeer C.U.A.	104,000	54,500	51,674	(2,826)	95%	50%	2,629,400	1,340,000	1,307,848	(32,152)	98%	50%
26	Grosse Ile Township	43,000	21,900	20,368	(1,532)	93%	47%	1,168,200	588,300	570,980	(17,320)	97%	49%
27	Grosse Pt. Park	61,000	33,500	33,242	(258)	99%	54%	1,294,300	674,200	666,792	(7,408)	99%	52%
28	Grosse Pt. Shores	17,000	10,000	11,894	1,894	119%	70%	556,300	300,500	321,413	20,913	107%	58%
29	Grosse Pt. Woods	80,000	44,100	40,742	(3,358)	92%	51%	1,330,000	690,200	666,500	(23,700)	97%	50%
30	Hamtramck	61,000	30,100	30,078	(22)	100%	49%	650,500	322,200	322,850	650	100%	50%
31	Harper Woods	59,000	30,600	29,557	(1,043)	97%	50%	799,800	405,700	400,230	(5,470)	99%	50%

DWSD Suburban Wholesale Billing Summary - Water Supply System
FY 2016 Billings vs. Goal - By Customer
Year to Date thru December (6 months)

		Billed Volumes - Mcf						Billed Revenues - $					
		Projected "Goal"		Actual Billings		Achievement of Goal		Projected "Goal"		Actual Billings		Achievement of Goal	
	Customer *(a)*	Annual	YTD 6	YTD 6	vs. Goal	YTD 6	Annual	Annual	YTD 6	YTD 6	vs. Goal	YTD 6	Annual
32	Harrison Township	97,000	50,900	43,890	(7,010)	86%	45%	1,315,300	668,600	630,145	(38,455)	94%	48%
33	Hazel Park	50,000	23,900	28,587	4,687	120%	57%	641,700	316,300	338,061	21,761	107%	53%
34	Highland Park	110,000	60,100	60,062	(38)	100%	55%	1,168,300	605,400	605,662	262	100%	52%
35	Huron Township	60,000	30,300	31,624	1,324	104%	53%	1,291,800	649,400	658,808	9,408	101%	51%
36	Inkster	100,000	45,200	46,786	1,586	104%	47%	1,682,200	811,400	815,195	3,795	100%	48%
37	Keego Harbor	11,000	5,700	5,312	(388)	93%	48%	285,800	144,900	140,268	(4,632)	97%	49%
38	Lenox Township	19,000	9,700	8,349	(1,351)	86%	44%	276,200	139,800	131,001	(8,799)	94%	47%
39	Lincoln Park	144,000	69,400	72,784	3,384	105%	51%	2,149,700	1,059,400	1,074,793	15,393	101%	50%
40	Livonia	480,000	245,500	282,543	37,043	115%	59%	12,417,600	6,255,500	6,611,160	355,660	106%	53%
41	Macomb Township	303,000	169,400	174,110	4,710	103%	57%	9,680,300	5,056,200	5,100,496	44,296	101%	53%
42	Madison Heights	148,000	76,100	76,829	729	101%	52%	1,887,600	954,600	954,719	119	100%	51%
43	Melvindale	46,000	22,400	22,084	(316)	99%	48%	612,400	303,000	299,832	(3,168)	99%	49%
44	N O C W A	943,000	500,900	489,536	(11,364)	98%	52%	22,586,700	11,573,100	11,481,662	(91,438)	99%	51%
45	New Haven, Village of	14,000	7,200	10,317	3,117	143%	74%	320,200	162,000	189,815	27,815	117%	59%
46	Northville	32,000	16,600	16,490	(110)	99%	52%	688,000	349,900	346,661	(3,239)	99%	50%
47	Northville Township	133,000	76,800	80,887	4,087	105%	61%	5,950,700	3,145,400	3,209,590	64,190	102%	54%
48	Novi	264,000	148,400	172,974	24,574	117%	66%	11,212,600	5,871,300	6,274,840	403,540	107%	56%
49	Oak Park	109,000	54,600	51,915	(2,685)	95%	48%	1,250,300	622,300	610,964	(11,336)	98%	49%
50	Oakland Co. Drain Comm.	10,000	5,700	3,422	(2,278)	60%	34%	63,600	33,600	27,717	(5,883)	82%	44%
51	Plymouth	43,000	22,400	22,511	111	100%	52%	942,300	479,100	477,194	(1,906)	100%	51%
52	Plymouth Township	165,000	91,100	92,448	1,348	101%	56%	3,885,900	2,023,900	2,027,631	3,731	100%	52%
53	Redford Township	177,000	93,300	91,705	(1,595)	98%	52%	3,132,400	1,590,900	1,582,047	(8,853)	99%	51%
54	River Rouge	59,000	28,800	17,205	(11,595)	60%	29%	652,000	323,200	270,083	(53,117)	84%	41%
55	Riverview	47,000	25,400	24,566	(834)	97%	52%	1,001,600	516,200	507,852	(8,348)	98%	51%
56	Rockwood	11,000	5,500	5,408	(92)	98%	49%	273,900	136,100	135,174	(926)	99%	49%
57	Romeo	7,000	3,900	3,002	(898)	77%	43%	242,300	128,000	113,357	(14,643)	89%	47%
58	Romulus	198,000	101,400	100,261	(1,139)	99%	51%	3,390,300	1,710,300	1,695,755	(14,545)	99%	50%
59	Roseville	212,000	105,700	99,872	(5,828)	94%	47%	2,464,200	1,230,200	1,199,991	(30,209)	98%	49%
60	Royal Oak Township	12,000	6,000	6,188	188	103%	52%	205,800	101,700	103,708	2,008	102%	50%
61	S O C W A	1,308,000	700,400	702,897	2,497	100%	54%	22,790,800	11,701,200	11,686,292	(14,908)	100%	51%
62	Shelby Township	396,000	219,700	228,276	8,576	104%	58%	12,435,400	6,481,400	6,587,385	105,985	102%	53%

DWSD Suburban Wholesale Billing Summary - Water Supply System
FY 2016 Billings vs. Goal - By Customer
Year to Date thru December (6 months)

		Billed Volumes - Mcf						Billed Revenues - $					
		Projected "Goal"		Actual Billings		Achievement of Goal		Projected "Goal"		Actual Billings		Achievement of Goal	
	Customer *(a)*	Annual	YTD 6	YTD 6	vs. Goal	YTD 6	Annual	Annual	YTD 6	YTD 6	vs. Goal	YTD 6	Annual
63	South Rockwood	5,000	2,400	2,618	218	109%	52%	94,200	47,000	47,725	725	102%	51%
64	Southgate	123,000	62,000	63,751	1,751	103%	52%	1,986,200	996,800	1,004,236	7,436	101%	51%
65	St. Clair County-Burtchville Twp	8,000	4,100	4,438	338	108%	55%	268,200	138,100	140,074	1,974	101%	52%
66	St. Clair County-Greenwood	13,000	9,600	6,157	(3,443)	64%	47%	373,700	201,900	183,569	(18,331)	91%	49%
67	St. Clair Shores	217,000	110,400	109,594	(806)	99%	51%	2,842,300	1,433,600	1,419,114	(14,486)	99%	50%
68	Sterling Heights	614,000	328,100	339,354	11,254	103%	55%	14,502,300	7,444,900	7,523,589	78,689	101%	52%
69	Sumpter Township	30,000	14,800	14,075	(725)	95%	47%	595,800	294,800	288,983	(5,817)	98%	49%
70	Sylvan Lake	7,000	3,700	3,418	(282)	92%	49%	218,100	110,200	107,417	(2,783)	97%	49%
71	Taylor	288,000	147,400	144,870	(2,530)	98%	50%	4,443,400	2,242,000	2,217,444	(24,556)	99%	50%
72	Trenton	94,000	46,800	46,071	(729)	98%	49%	1,951,400	971,600	962,025	(9,575)	99%	49%
73	Troy	448,000	247,800	251,394	3,594	101%	56%	12,052,900	6,264,200	6,282,256	18,056	100%	52%
74	Utica	23,000	12,500	13,164	664	105%	57%	540,000	280,400	284,162	3,762	101%	53%
75	Van Buren Township	133,000	69,900	73,593	3,693	105%	55%	2,666,300	1,360,400	1,383,269	22,869	102%	52%
76	Walled Lake	32,000	16,700	16,346	(354)	98%	51%	850,200	434,600	426,751	(7,849)	98%	50%
77	Warren	725,000	366,800	348,569	(18,231)	95%	48%	10,351,000	5,209,700	5,074,640	(135,060)	97%	49%
78	Washington Township	64,000	35,800	41,585	5,785	116%	65%	2,793,800	1,468,500	1,554,104	85,604	106%	56%
79	Wayne	103,000	51,700	49,618	(2,082)	96%	48%	2,520,400	1,258,200	1,232,215	(25,985)	98%	49%
80	West Bloomfield Township	272,000	149,200	121,582	(27,618)	81%	45%	9,308,500	4,824,000	4,450,560	(373,440)	92%	48%
81	Westland	316,000	161,600	167,822	6,222	104%	53%	5,539,200	2,794,000	2,827,553	33,553	101%	51%
82	Wixom	67,000	37,000	42,039	5,039	114%	63%	2,204,100	1,140,200	1,208,374	68,174	106%	55%
83	Woodhaven	62,000	32,900	32,521	(379)	99%	52%	1,865,500	955,500	944,750	(10,750)	99%	51%
84	Ypsilanti Comm Util Auth	504,000	263,700	263,257	(443)	100%	52%	9,989,500	5,073,200	5,063,940	(9,260)	100%	51%
	Total Suburban Wholesale	14,120,850	7,448,130	7,431,671	(16,459)	100%	53%	305,502,100	156,319,100	156,497,041	177,941	100%	51%

Great Lakes Water Authority
Financial Services Group
Audit Committee Communication

Date: January 15, 2016

To: Audit Committee

From: Nicolette N. Bateson, CPA
Chief Financial Officer/Treasurer

Re: FY 2017 and 2018 Preliminary Budget Analysis (and FY 2016 Review) Update

Background: The FY 2017 and 2018 Budget is scheduled for approval by the Great Lakes Water Authority Board on or before February 24, 2015. Integral to that process is vetting the details of the bifurcated Great Lakes Water Authority ("GLWA") and City of Detroit Water and Sewerage Department ("DWSD") FY 2016 budgets. The bifurcated budgets were prepared, as a necessity, prior to completion of staff placement, the approval of the shared services agreement, and implementation of new fund numbers and cost centers in the City's financial systems. As events unfolded, the shared services agreement was approved on December 9, 2015, employee offer decisions carried into late December, and there were some resource and technical challenges in setting up the new cost centers in the City's systems which was largely resolved in the first week in January. The Finance and Procurement staff is presently in the process of rolling out the general ledger changes to the purchase order and contracts systems to effectuate the bifurcation. While the ambitious stand-up tasks are largely complete or underway, we are operating in an environment where each day counts to achieve optimal success. The cost center standup presented a three week setback in schedule. Despite that scenario, staff intends to meet the February 24, 2015 date. The outcome is that we would like to provide more analysis during the budget development process rather than a "complete" package to assure that staff, stakeholders, and the GLWA Board are in alignment.

Analysis: This Audit Committee meeting is the first step in that budget development process. Given that GLWA is a new entity, the first budget considerations was to define the baseline for measuring the four percent revenue requirement commitment as outlined in the Memorandum of Understanding. The attached analysis from The Foster Group defines that starting point. In addition, other assumptions are identified that are unique to this start-up year. These are driven by the bifurcation accounting and subsequent transaction audit as of January 1, 2016 which will not be completed for several months. While these assumptions may be viewed as nuances to the overall transaction, we felt it was important to identify and explain these topics.

Budget Impact: None.

Proposed Action: None.

TFG

THE FOSTER GROUP

P.O. BOX 26282
LEAWOOD, KS 66225
TEL: (913) 345-1410
FAX: (913) 345-1640

THE FOSTER GROUP, LLC
BART FOSTER, PRESIDENT
CELL: (913) 530-6240
BFOSTER@FOSTERGROUPLLC.COM

MEMORANDUM

Preliminary FY 2017 & 2018 BUDGET Analysis January 12, 2016

To: Nickie Bateson

From: Bart Foster

You have asked for a brief summary and progress report regarding the overall BUDGET development for FY 2017 and FY 2018. Consistent with prior presentations, we address the overall BUDGET as the comprehensive total annual revenue requirements. As such the BUDGET reflects both the annual operation and maintenance expense budget, and capital financing elements including debt service and other non-operating expenses, including revenue financed capital. Our initial analyses are summarized in the attached exhibits, one each for Combined Water and Sewer, and for Water Supply System and the Sewage Disposal System individually. Each exhibit presents information for GLWA Wholesale Budget figures, DWSD Retail Budget figures, and the consolidated, combined figures reflecting both organizations.

We note that preliminary data regarding GLWA wholesale figures have been the subject of rigorous internal review. The DWSD retail figures included in this summary are based on broad assumptions, as we have not received nor reviewed any detailed information at this time. The consolidated GLWA and DWSD figures are important to reflect the overall financial plan and evaluate projected cash flow performance as envisioned by the Master Bond Ordinance and other requirements.

The detailed FY 2017 operating expense budget request figures remain under review at this time, with a goal to deliver operating expense budgets consistent with the projections contained in the official statements prepared in support of the recent refinancing bonds. For purposes of this progress report, we've assumed that the final budget request figures will reflect a 4.0% increase from the respective FY 2016 budget figures. The GLWA Wholesale Budget figures reflect the initial review of the operating expense budget request submitted by GLWA division managers. Other notes to introduce the exhibits include:

- The FY 2016 BUDGET figures reflect the original budget approved by the Board of Water Commissioners in March 2015.
    - *Subsequent modifications to the overall plan for FY 2016 reflect decisions made as part of the final Lease negotiations and reflect estimated impact of*

the budget bifurcation efforts. For purposes of this presentation, we've assumed that the original FY 2016 BUDGET is the appropriate benchmark from which to interpret the 4.0% increase anticipated by the Lease(s).

- Most of the "non-operating" expenses for FY 2017 and FY 2018 (such as debt service the pension reimbursement) are effectively "known", and are reflected at these "known" levels in the accompanying schedules.
- Our presentation assumes that the entire amount of the Lease Payment will be reflected as a deposit to the DWSD Retail I&E Account.
    - *In the adjusted FY 2016 BUDGET, a portion of the Lease Payment was directed towards debt service. Should the City of Detroit opt for a similar adjustment for FY 2017, the overall BUDGET will need to be adjusted.*
- We've assumed that the overall FY 2017 BUDGET (revenue requirements) will reflect an overall 4.0% increase over the originally approved FY 2016 BUDGET *for each entity*. Given the other assumptions noted above, we've "backed into" the resulting revenue transfers to the respective sub-accounts of the I&E Funds to result in revenue financed capital amounts that balance the total BUDGETs.
- We've followed a similar approach to the preliminary FY 2018 BUDGET projections included in these exhibits.

We stress that these figures should be considered PRELIMINARY as ongoing review and preparation continues. We are prepared to discuss this matter at your convenience.

Note: DWSD Retail data is a placeholder based on bifurcation analysis; DWSD in process of reviewing budget

Preliminary BUDGET Comparison

Combined Water and Sewer Systems - $ millions

	(1)	(2)	(3)	(4)	(5)	(6)	(7)
				FY 2017 vs. FY 2016		FY 2018 vs. FY 2017	
	FY 2016	FY 2017	FY 2018	Variance	% Variance	Variance	% Variance
				(2) - (1)	*(4) / (1)*	*(3) - (2)*	*(6) / (2)*
GLWA Wholesale Items							
Wholesale Expense O&M (GLWA) *(a)*	276.7	287.7	299.2	11.1	4.0%	11.5	4.0%
GLWA Pension Reimbursement (*Operating*) *(b)*	16.9	16.9	16.9	0.0	0.0%	0.0	0.0%
Debt Service (*Wholesale Facilities*)	369.4	382.4	380.9	13.0	3.5%	(1.4)	-0.4%
Non-Op Legacy Benefit Pmts (*Wholesale Portion*) *(b)*	17.1	17.1	17.1	0.0	0.0%	0.0	0.0%
WRAP Deposit (*Wholesale Portion*) *(a)*	4.6	4.0	4.2	(0.6)	-12.4%	0.2	4.0%
Lease Payment Deposit to *Retail* I&E Account	50.0	50.0	50.0	0.0	0.0%	0.0	0.0%
Revenue Transfer to *Wholesale* I&E Account *(c)*	45.6	53.4	75.6	7.7	17.0%	22.2	41.6%
Total Wholesale Revenue Requirements *(a)*	780.3	811.5	843.9	31.2	4.0%	32.5	4.0%
less: Non-operating Revenue	(5.1)	(7.4)	(8.1)	(2.3)	45.3%	(0.7)	9.4%
Subtotal Revenue Requirement from Charges	775.2	804.1	835.9	28.9	3.7%	31.8	4.0%
DWSD Retail Items							
Retail O&M Expense (DWSD-R) *(a)*	78.8	81.9	85.2	3.2	4.0%	3.3	4.0%
DWSD-R Pension Reimbursement (*Operating*) *(b)*	7.1	7.1	7.1	0.0	0.0%	0.0	0.0%
Debt Service *(Retail Facilities)*	53.1	53.1	53.1	0.0	0.0%	0.0	0.0%
Non-Op Legacy Benefit Pmts (*Retail Portion*) *(b)*	7.2	7.2	7.2	0.0	0.0%	0.0	0.0%
Budget Stabilization Fund Deposit *(b)*	0.0	6.9	6.9	6.9	NA	0.0	0.0%
WRAP Deposit (*Retail Portion*) *(a)*	0.0	0.7	0.8	0.7	NA	0.0	4.0%
Revenue Transfer to *Retail* I&E Account *(c)*	6.7	2.1	5.2	(4.6)	-68.6%	3.1	144.3%
Total Retail Revenue Requirements *(a)*	153.0	159.1	165.5	6.1	4.0%	6.4	4.0%
less: Non-operating Revenue	(9.8)	(9.8)	(9.8)	0.0	0.0%	0.0	0.0%
Subtotal Revenue Requirement from Charges	143.2	149.3	155.7	6.1	4.3%	6.4	4.3%
CONSOLIDATED SYSTEMS							
O&M Expense *(a)*	355.5	369.7	384.5	14.2	4.0%	14.8	4.0%
Pension Reimbursement (*Operating*) *(b)*	24.0	24.0	24.0	0.0	0.0%	0.0	0.0%
Debt Service	422.5	435.5	434.1	13.0	3.1%	(1.4)	-0.3%
Non-Op Legacy Benefit Pmts *(b)*	24.3	24.3	24.3	0.0	0.0%	0.0	0.0%
Budget Stabilization Fund Deposit *(b)*	0.0	6.9	6.9	6.9	NA	0.0	0.0%
WRAP Deposit *(a)*	4.6	4.8	5.0	0.2	3.8%	0.2	4.0%
Lease Payment Deposit to *Retail* I&E Account	50.0	50.0	50.0	0.0	0.0%	0.0	0.0%
Revenue Transfer to I&E Fund *(c)*	52.4	55.5	80.7	3.1	5.9%	25.3	45.5%
Total Revenue Requirements *(a)*	933.2	970.6	1,009.4	37.3	4.0%	38.8	4.0%
less: Non-operating Revenue	(14.8)	(17.1)	(17.8)	(2.3)	15.5%	(0.7)	4.0%
Subtotal Revenue Requirement from Charges	918.4	953.4	991.6	35.0	3.8%	38.1	4.0%
Proforma Revenue - Existing Charges	*898.0*	*898.0*					
Variance	*20.4*	*55.5*					
% Variance	*2.3%*	*6.2%*		*3.9%*			

(a) Assumed to increase 4.0% annually
(b) FY 2017 and FY 2018 assumed @ FY 2016 levels
(c) Default calculation to result in overall 4.0% annual revenue requirement increase

Note: DWSD Retail data is a placeholder based on bifurcation analysis; DWSD in process of reviewing budget

Preliminary BUDGET Comparison

Water Supply System - $ millions

	(1)	(2)	(3)	(4)	(5)	(6)	(7)
				FY 2017 vs. FY 2016		FY 2018 vs. FY 2017	
	FY 2016	FY 2017	FY 2018	Variance	% Variance	Variance	% Variance
				(2) - (1)	*(4) / (1)*	*(3) - (2)*	*(6) / (2)*
GLWA Wholesale Items							
Wholesale Expense O&M (GLWA) *(a)*	107.6	111.9	116.4	4.3	4.0%	4.5	4.0%
GLWA Pension Reimbursement (*Operating*) *(b)*	6.0	6.0	6.0	0.0	0.0%	0.0	0.0%
Debt Service (*Wholesale Facilities*)	154.9	162.4	161.0	7.4	4.8%	(1.4)	-0.8%
Non-Op Legacy Benefit Pmts (*Wholesale Portion*) *(b)*	6.0	6.0	6.0	(0.0)	0.0%	0.0	0.0%
WRAP Deposit (*Wholesale Portion*) *(a)*	2.0	1.6	1.7	(0.3)	-17.2%	0.1	4.0%
Lease Payment Deposit to *Retail* I&E Account	22.5	22.5	22.5	0.0	0.0%	0.0	0.0%
Revenue Transfer to *Wholesale* I&E Account *(c)*	19.4	20.7	30.8	1.3	6.9%	10.1	48.6%
Total Wholesale Revenue Requirements *(a)*	318.5	331.2	344.5	12.7	4.0%	13.2	4.0%
less: Non-operating Revenue	(2.8)	(3.3)	(3.5)	(0.5)	16.8%	(0.2)	7.3%
Subtotal Revenue Requirement from Charges	315.7	327.9	340.9	12.3	3.9%	13.0	4.0%
DWSD Retail Items							
Retail O&M Expense (DWSD-R) *(a)*	44.9	46.7	48.6	1.8	4.0%	1.9	4.0%
DWSD-R Pension Reimbursement (*Operating*) *(b)*	4.3	4.3	4.3	0.0	0.0%	0.0	0.0%
Debt Service *(Retail Facilities)*	28.1	28.1	28.1	0.0	0.0%	0.0	0.0%
Non-Op Legacy Benefit Pmts (*Retail Portion*) *(b)*	4.3	4.3	4.3	0.0	0.0%	0.0	0.0%
Budget Stabilization Fund Deposit *(b)*	0.0	2.1	2.1	2.1	NA	0.0	0.0%
WRAP Deposit (*Retail Portion*) *(a)*	0.0	0.4	0.4	0.4	NA	0.0	4.0%
Revenue Transfer to *Retail* I&E Account *(c)*	3.8	2.9	4.5	(0.9)	-24.0%	1.7	57.9%
Total Retail Revenue Requirements *(a)*	85.3	88.7	92.3	3.4	4.0%	3.5	4.0%
less: Non-operating Revenue	(4.8)	(4.8)	(4.8)	0.0	0.0%	0.0	0.0%
Subtotal Revenue Requirement from Charges	80.6	84.0	87.5	3.4	4.2%	3.5	4.2%
CONSOLIDATED SYSTEMS							
O&M Expense *(a)*	152.5	158.6	164.9	6.1	4.0%	6.3	4.0%
Pension Reimbursement (*Operating*) *(b)*	10.3	10.3	10.3	0.0	0.0%	0.0	0.0%
Debt Service	183.1	190.5	189.1	7.4	4.1%	(1.4)	-0.7%
Non-Op Legacy Benefit Pmts *(b)*	10.3	10.3	10.3	(0.0)	0.0%	0.0	0.0%
Budget Stabilization Fund Deposit *(b)*	0.0	2.1	2.1	2.1	NA	0.0	0.0%
WRAP Deposit *(a)*	2.0	2.1	2.1	0.1	4.0%	0.1	4.0%
Lease Payment Deposit to *Retail* I&E Account	22.5	22.5	22.5	0.0	0.0%	0.0	0.0%
Revenue Transfer to I&E Fund *(c)*	23.2	23.6	35.4	0.4	1.9%	11.7	49.7%
Total Revenue Requirements *(a)*	403.8	420.0	436.8	16.2	4.0%	16.8	4.0%
less: Non-operating Revenue	(7.6)	(8.0)	(8.3)	(0.5)	6.2%	(0.2)	3.0%
Subtotal Revenue Requirement from Charges	396.2	411.9	428.5	15.7	4.0%	16.6	4.0%
Proforma Revenue - Existing Charges	*392.7*	*392.7*					
Variance	*3.5*	*19.2*					
% Variance	*0.9%*	*4.9%*		*4.0%*			

(a) Assumed to increase 4.0% annually
(b) FY 2017 and FY 2018 assumed @ FY 2016 levels
(c) Default calculation to result in overall 4.0% annual revenue requirement increase

Note: DWSD Retail data is a placeholder based on bifurcation analysis; DWSD in process of reviewing budget

Preliminary BUDGET Comparison

Sewage Disposal System - $ millions

	(1)	(2)	(3)	(4)	(5)	(6)	(7)
				FY 2017 vs. FY 2016		FY 2018 vs. FY 2017	
	FY 2016	FY 2017	FY 2018	Variance	% Variance	Variance	% Variance
				(2) - (1)	*(4) / (1)*	*(3) - (2)*	*(6) / (2)*
GLWA Wholesale Items							
Wholesale Expense O&M (GLWA) *(a)*	169.1	175.9	182.9	6.8	4.0%	7.0	4.0%
GLWA Pension Reimbursement (*Operating*) *(b)*	10.8	10.8	10.8	0.0	0.0%	0.0	0.0%
Debt Service (*Wholesale Facilities*)	214.4	220.0	219.9	5.5	2.6%	(0.0)	0.0%
Non-Op Legacy Benefit Pmts (*Wholesale Portion*) *(b)*	11.1	11.1	11.1	0.0	0.0%	0.0	0.0%
WRAP Deposit (*Wholesale Portion*) *(a)*	2.6	2.4	2.5	(0.2)	-8.8%	0.1	4.0%
Lease Payment Deposit to *Retail* I&E Account	27.5	27.5	27.5	0.0	0.0%	0.0	0.0%
Revenue Transfer to *Wholesale* I&E Account *(c)*	26.2	32.6	44.7	6.4	24.4%	12.1	37.2%
Total Wholesale Revenue Requirements *(a)*	461.8	480.3	499.5	18.5	4.0%	19.2	4.0%
less: Non-operating Revenue	(2.3)	(4.1)	(4.6)	(1.8)	80.2%	(0.5)	11.0%
Subtotal Revenue Requirement from Charges	459.5	476.1	494.9	16.6	3.6%	18.8	3.9%
DWSD Retail Items							
Retail O&M Expense (DWSD-R) *(a)*	33.9	35.3	36.7	1.4	4.0%	1.4	4.0%
DWSD-R Pension Reimbursement (*Operating*) *(b)*	2.9	2.9	2.9	0.0	0.0%	0.0	0.0%
Debt Service *(Retail Facilities)*	25.0	25.0	25.0	0.0	0.0%	0.0	0.0%
Non-Op Legacy Benefit Pmts (*Retail Portion*) *(b)*	2.9	2.9	2.9	0.0	0.0%	0.0	0.0%
Budget Stabilization Fund Deposit *(b)*	0.0	4.7	4.7	4.7	NA	0.0	0.0%
WRAP Deposit (*Retail Portion*) *(a)*	0.0	0.3	0.3	0.3	NA	0.0	4.0%
Revenue Transfer to *Retail* I&E Account *(c)*	3.0	(0.8)	0.6	(3.7)	-125.7%	1.4	-182.8%
Total Retail Revenue Requirements *(a)*	67.7	70.4	73.2	2.7	4.0%	2.8	4.0%
less: Non-operating Revenue	(5.0)	(5.0)	(5.0)	0.0	0.0%	0.0	0.0%
Subtotal Revenue Requirement from Charges	62.7	65.4	68.2	2.7	4.3%	2.8	4.3%
CONSOLIDATED SYSTEMS							
O&M Expense *(a)*	203.0	211.1	219.6	8.1	4.0%	8.4	4.0%
Pension Reimbursement (*Operating*) *(b)*	13.7	13.7	13.7	0.0	0.0%	0.0	0.0%
Debt Service	239.4	245.0	244.9	5.5	2.3%	(0.0)	0.0%
Non-Op Legacy Benefit Pmts *(b)*	14.0	14.0	14.0	0.0	0.0%	0.0	0.0%
Budget Stabilization Fund Deposit *(b)*	0.0	4.7	4.7	4.7	NA	0.0	0.0%
WRAP Deposit *(a)*	2.6	2.7	2.8	0.1	3.7%	0.1	4.0%
Lease Payment Deposit to *Retail* I&E Account	27.5	27.5	27.5	0.0	0.0%	0.0	0.0%
Revenue Transfer to I&E Fund *(c)*	29.2	31.8	45.4	2.7	9.2%	13.5	42.5%
Total Revenue Requirements *(a)*	529.4	550.6	572.6	21.2	4.0%	22.0	4.0%
less: Non-operating Revenue	(7.3)	(9.1)	(9.6)	(1.8)	25.2%	(0.5)	5.0%
Subtotal Revenue Requirement from Charges	522.2	541.5	563.1	19.3	3.7%	21.6	4.0%
Proforma Revenue - Existing Charges	*505.2*	*505.2*					
Variance	*16.9*	*36.3*					
% Variance	*3.3%*	*7.2%*		*3.8%*			

(a) Assumed to increase 4.0% annually
(b) FY 2017 and FY 2018 assumed @ FY 2016 levels
(c) Default calculation to result in overall 4.0% annual revenue requirement increase

Great Lakes Water Authority
Financial Services Group
Audit Committee Communication

Date: January 15, 2016

To: GLWA Audit Committee
GLWA Risk Management Committee

From: Michael J. Tilley, Risk Manager

Re: Casualty Insurance, Pollution Legal Liability Insurance, and Third-Party Claims Administration

Definitions:

Casualty insurance is primarily concerned with losses caused by injuries to third parties or for damage to property of third parties. For GLWA, casualty risks associated with third-party incidents have largely been transferred via an insurance policy in these key areas:

- Workers' Compensation (WC): provides wage replacement and medical benefits to GLWA employees injured within the scope and course of their employment in exchange for the mandatory relinquishment of the employee's right to sue the GLWA for the tort of negligence;
- Commercial General Liability (GL): protects GLWA primarily for claims arising from bodily injury and property damage to third-parties while on GLWA premises or as a result of GLWA operations; and
- Commercial Automobile (Auto): coverage for bodily injury and property damage liability if a GLWA vehicle accidently damages another person's property.

Pollution Legal Liability insurance allows GLWA to more effectively manage risks associated with potentially catastrophic pollution conditions that may result from a disruption of operations and to the potential for loss due to a pollution condition associated with finished water delivered to GLWA customers.

Third-Party Administrators process claims and perform other administrative services in accordance with a service contract. For GLWA, the third-party administrator will process workers' compensation claims along with any general liability and automobile/fleet vehicle claims.

Background/Analysis:

Coverage for casualty losses was bound on January 1, 2016 with Safety National, a wholly-owned subsidiary of Tokio Marine Holdings, Inc. (a leading Tokyo-based global insurer). Safety National carries an A.M. Best Rating of A+ (Superior); and a financial size rating of XIII ($1.25 billion to $1.5 billion).

During the month of January, we will work diligently on converting Safety National's quote, currently a short-term high deductible policy (see table on next page), into an excess program over a self-insured retention upon approval by the State of GLWA's self-insured status (not guaranteed). Their coverage also comes "unbundled" which simply means that GLWA needed a third-party administrator.

Safety National	*Limits*	*Retentions*	*Premium*
Workers' Compensation	Statutory/$2 million	$1,250,000	$278,124 *
Commercial GL	$2 million	$250,000	$125,777
Commercial Auto	$2 million	$250,000	$188,314
Excess Liability	$8 million	n/a	$ 89,443
Total Quote:			**$681,658**

*upon approval by the State as a qualified self-insurer, this premium amount drops to $234,209

Pollution Legal Liability insurance was also bound January 1, 2016 with Zurich who offers a 3-year policy term the pricing for which works out to $62,270 per year. Zurich carries an A. M. Best rating of A+ Superior. Key coverage features include: third-party bodily injury and property damage from a pollution event emanating from GLWA location(s), emergency response costs, non-owned disposal site coverage, business interruption due to a pollution loss, mold/fungus/Legionella and other indoor air quality issues.

Zurich	*Limits*	*Retentions*	*Premium*
Pollution Liability	$25,000,000	$500,000	$180,440
Terrorism coverage	n/a	n/a	$ 1,804
Michigan Surplus Lines Tax	n/a	n/a	$ 4,566
Total Quote:			**$186,810**

A three-year service contract with Broadspire for third-party claim administration (TPA), with an effective date of January 1, 2016, was executed on December 30, 2015. A qualifications-based selection process began with a Statement of Qualifications for GLWA-CS-006 being advertised in June 2015. An evaluation team comprised of risk management and environmental health and safety experts reviewed all responses and participated in oral interviews culminating in the final selection. The contract anticipates approximately $200,000 in expenses per year excluding benefit costs to injured employees.

Broadspire is a subsidiary of the Crawford Company and a leading third-party administrator to employers and insurance companies. The contract, originally for workers' compensation claims handling only, will be amended in January 2016 to include claims handling services for general liability and commercial vehicles.

Proposed Action:

No proposed action. This memorandum is provided to the Audit Committee and the GLWA Risk Management Committee as an informational update only. The cost of the separate policies and the service contract for the TPA fall within the signing authority of the GLWA Chief Executive Officer.

Great Lakes Water Authority
Financial Services Group
Audit Committee Communication

Date: January 15, 2016

To: Audit Committee

From: Michael Huber, Finance Director

Re: Transition Budget Update and Competitive Assistance Grant Program Close-out Report from Oakland County

Background: To carry out the legal, financial, and operational tasks to stand-up the Great Lakes Water Authority ("GLWA") and the City of Detroit Water & Sewerage Department Local Retail System ("DWSD-R"), the Board of Water Commissioners (BOWC) established funding of $6.2 million in addition to $3.8 million of funding from the Competitive Grant Assistance Program (CGAP) obtained by Oakland County.

Analysis: Attached is a report from Oakland County which provides a final accounting of the CGAP grant.

It should be noted that of the $6.2 million of funding from the BOWC, approximately $4.5 million remains unspent and $1.3 million is uncommitted as of January 11, 2016.

Budget Impact: None.

Proposed Action: None.

COMPETITIVE GRANT ASSISTANCE PROGRAM (FY-2014 ROIUND 2)
OAKLAND COUNTY, MICHIGAN
As of 01/12/2016
Grant No. 105046-14

Expense Categories	CGAP Budget 11/25/2015 Amendment	Request for Reimbursement - Oakland County Paid as of January 12, 16	Request for Reimbursement Detroit Paid as of January 12, 16	Invoiced paid/received by Oakland County and not Yet Included on Reimbursement Request	Paid by Detroit - Oakland Waiting for Complete Documentation	Invoiced to Detroit - Not Yet Paid	Total expenditures paid and accrued	Remaining Budget Available
Governance	$ 1,107,353.00	$ 610,437.00	$ 496,916.00	$ -	$ -	$ -	$ 1,107,353.00	-
Accounting & Finance Support	231,288.00	231,288.00		-		-	$ 231,288.00	-
Regulatory Permitting	-					-	-	-
Stakeholder Engagement	-					-	-	-
DWSD Retail Implementation	-					-	-	-
Operation / Peer Review / Optimization	1,076,700.00		1,076,700.00			-	$ 1,076,700.00	-
Program Management	1,105,294.00	600,537.00	183,639.00	-	221,130.00	99,988.00	$1,105,294.00	-
Retro Billing	279,365.00	279,365.00				-	$ 279,365.00	-
Unallocated Budget	-					-	$ -	-
TOTAL	**$ 3,800,000.00**	**$ 1,721,627.00**	**$ 1,757,255.00**	**$ -**	**$ 221,130.00**	**$ 99,988.00**	**$ 3,800,000.00**	**$ -**

Reimbursement Request Recap:

Paid by Oakland County	$ 1,721,627
Paid by City of Detroit	$ 1,757,255
TOTAL REQUEST	**$ 3,478,882**

CGAP Detail as of 1/12/2016

Expense Categories	Budget - Activities (30 characters)	Budget - CGAP Award (PeopleSoft amendment 12-16-2015)	Paid by Oakland County - Reimbursement request sent of 1/12/2016	Invoiced to GLWA - Not Yet Included on Reimbursement Request	Paid by Detroit - Documentation received & Reimbursement request sent	Paid by Detroit - Oakland waiting for Complete Documentation	Invoiced to Detroit - Not Paid Yet	Total expenditures	rounding	Total expenditures (whole dollar)	Remaining Budget Available
Accounting & Finance Support	Fin Mgmt-DickinsonWrightBndOrd	47,445.00	47,445.00					47,445.00			-
Accounting & Finance Support	Fin Mgmt-Dykema Bond Ord	0.00						0.00			-
Accounting & Finance Support	Fin Mgmt-MillerCanfieldBondOrd	39,513.00	39,513.00					39,513.00			-
Accounting & Finance Support	Fin Mgmt-Gabriel Acturial Svcs	0.00						0.00			-
Accounting & Finance Support	Fin Mgmt-Plante Opening BalSht	34,910.00	34,910.00					34,910.00			-
Accounting & Finance Support	Fin Mmgt-Plante Asst Ctrl Prem	100,000.00	100,000.00					100,000.00			-
Accounting & Finance Support	Legal Services Clark Hill	9,420.00	9,420.00					9,420.00			-
Accounting & Finance Support Total		**231,288.00**	**231,288.00**	**-**	**-**	**-**	**-**	**231,288.00**		**231,288.00**	
DWSD Retail Implementation	HR Employ Issues-Allen-DWSD R	0.00						-			-
DWSD Retail Implementation Total		**-**	**-**	**-**	**-**	**-**	**-**	**-**		**-**	
Governance	HR Labor Counsel Butzel Long	15,581.98	15,581.98					15,581.98			-
Governance	Exec Leadership Labor Counsel	21,871.54	21,871.54					21,871.54			-
Governance	Govern CEO Search Miller Cabot	33,000.00	33,000.00					33,000.00			-
Governance	Gov GLWA Lease Legal Dickinson	399,492.50	399,492.50					399,492.50			-
Governance	Gov Pension Dickinson Wright	65,490.00	65,490.00					65,490.00			-
Governance	Gov-CommunicationFinnPartmenrs	75,000.00	75,000.00					75,000.00			-
Governance	Govern-Detroit Counsel Miller	496,916.00			496,916.00			496,916.00			-
Governance Total		**1,107,352.02**	**610,436.02**	**-**	**496,916.00**	**-**	**-**	**1,107,352.02**	**0.98**	**1,107,353.00**	
Operation / Peer Review / Optimization	Planning-Imp Veolia Phase I	919,177.00			919,177.00			919,177.00			-
Operation / Peer Review / Optimization	Planning-Imp Veolia Phase II	157,522.68			157,522.68			157,522.68			-
Operation / Peer Review / Optimization Total		**1,076,699.68**	**-**	**-**	**1,076,699.68**	**-**	**-**	**1,076,699.68**	**0.32**	**1,076,700.00**	
Program Management	Admin Galardi Rothstein	$504,757.40			$183,639.00	221,129.93	99,988.47	504,757.40			-
Program Management	Admin OHM Proj Mgmt	382,067.05	382,067.05					382,067.05			-
Program Management	Admin ProjectInnov-PublicImage	218,471.00	218,471.00					218,471.00			-
Program Management Total		**1,105,295.45**	**600,538.05**	**-**	**183,639.00**	**221,129.93**	**99,988.47**	**1,105,295.45**	**(1.45)**	**1,105,294.00**	
Retro Billing	Admin Legal Dickinson Wright	68,315.00	68,315.00					68,315.00			-
Retro Billing	Admin Legal Young and Assoc	87,384.00	87,384.00					87,384.00			-
Retro Billing	Admin UHY	123,665.85	123,665.85					123,665.85			-
Retro Billing Total		**279,364.85**	**279,364.85**	**-**	**-**	**-**	**-**	**279,364.85**	**0.15**	**279,365.00**	
Unallocated Budget	Unallocated Budget	0.00						-			-
Unallocated Budget Total		**-**	**-**	**-**	**-**	**-**	**-**	**-**		**-**	
	Totals	**$3,800,000.00**	**1,721,626.92**	**-**	**1,757,254.68**	**221,129.93**	**99,988.47**	**3,800,000.00**	**-**	**3,800,000.00**	**-**

	Reimbursement Request Recap:	Paid by Oakland County	Paid by City of Detroit	Total	Receiving	Balance
	Request#1	461,096.00		461,096.00	461,096.00	-
	Request#2A & 2B	167,772.00	892,816.00	1,060,588.00	1,060,588.00	-
	Request#3A&3B	211,541.00	122,522.00	334,063.00	334,063.00	-
	Request#4A&4B	132,305.00	218,511.00	350,816.00	132,305.00	218,511.00
	Request#5A	184,681.00		184,681.00	184,681.00	-
	Request#6A	329,860.00		329,860.00	329,860.00	-
	Request#5B		374,394.00	374,394.00	374,394.00	-
	Request#7A	86,108.00		86,108.00	86,108.00	-
	Request#6B		149,012.00	149,012.00		149,012.00
	Request#8A	92,394.00		92,394.00	92,394.00	-
	Request#9A	9,420.00		9,420.00		9,420.00
	Request#10A	46,450.00		46,450.00		46,450.00
	Total	1,721,627.00	1,757,255.00	3,478,882.00	3,055,489.00	423,393.00

COMPETITIVE GRANT ASSISTANCE PROGRAM
City of Detroit, MICHIGAN
Grant No. 105046-14

Vendor	Invoice#	Invoice Date	Performance Period	Invoice amt	Check Date	Check#	Amt paid	Request Total
Galardi Rothstein	448	10/09/14	9/1/14 - 10/4/14	39,409.78	10/24/14	3308342	39,409.78	39,409.78
Galardi Rothstein	450	10/27/14	10/6/14 - 10/29/14	37,287.67	11/21/14	3309792	37,287.67	37,287.67
Galardi Rothstein	456	11/30/14	11/1/14 - 11/30/14	34,570.37	01/09/15	3313129	34,570.37	34,570.37
Galardi Rothstein	463	01/04/15	12/1/14 - 12/22/14	29,814.69	01/09/15	3313165	29,814.69	29,814.69
Galardi Rothstein	466	01/30/15	12/30/14 - 1/30/15	42,556.78	02/27/15	3317042	42,556.78	42,556.78
							Request#2B Total (whole dollar)	183,639.00
							Galardi Rothstein Group Total	**183,639.00**

Vendor	Invoice#	Invoice Date	Performance Period	Invoice amt	Check Date	Check#	Amt paid	Request Total
Veolia	00043667	11/21/14	07/01/14-9/30/14	757,554.72				47,053.95
Veolia	00044281	12/19/14	9/01/14-9/30/14	110,821.06				110,821.06
Veolia	00046092	05/04/15	11/01/14-12/31/14	60,635.71	07/20/15	3330300	218,510.72	60,635.71
							Request#4B Total (whole dollar)	**218,511.00**
Veolia	00043690	11/25/14		110,000.00	10/08/15	3335823	110,000.00	110,000.00
Veolia	00047989	05/06/15	10/01/14-10/30/14	31,638.86	10/08/15	3335823	31,638.86	31,638.86
Veolia	00044368	12/19/14	9/01/14-9/30/14	7,372.82	10/08/15	3335823	7,372.82	7,372.82
			Total	149,011.68			**Request#6B Total (whole dollar)**	**149,012.00**
							Veolia Water North America Total	**1,076,700.00**

Vendor	Invoice#	Invoice Date	Performance Period	Invoice amt	Check Date	Check#	Amt paid	Request Total
Miller Canfield	1276665	04/16/15	12/1/14-12/31/14	4,918.32	05/29/15	3325964	4,918.32	4,918.32
Miller Canfield	1277761	04/16/15	1/1/15-1/31/15	7,616.22	05/29/15	3325964	7,616.22	7,616.22
Miller Canfield	1277764	04/16/15	2/1/15-2/28/15	27,383.90	05/29/15	3325964	27,383.90	27,383.90
Miller Canfield	1277784	04/16/15	3/1/15-3/31/15	82,603.13	05/29/15	3325964	82,603.13	82,603.13
							Request#3B Total (whole dollar)	**122,522.00**
Miller Canfield	1280231	05/20/15	4/1/15-4/30/15	95,467.02	07/10/15	3329725	95,467.02	95,467.02
Miller Canfield	1283052	06/11/15	5/1/15-5/31/15	147,492.94	06/26/15	3328574	147,492.94	147,492.94
Miller Canfield	1285397	07/09/15	6/1/15-6/30/15	131,433.63	08/14/15	3332083	131,433.63	131,433.63
							Request#5B Total (whole dollar)	**374,394.00**
							Miller Canfield Total	**496,916.00**
							Request (Detroit) Total	**1,757,255.00**

Invoices are accrued in FY2015

Vendor	Invoice#	Invoice Date	Performance Period	Invoice amt	Check Date	Check#	Amt paid	Request Total
Galardi Rothstein	468			34,687.18				34,687.18
Galardi Rothstein	473			47,297.13				47,297.13
Galardi Rothstein	479			43,518.09				43,518.09
Galardi Rothstein	482			40,633.20				40,633.20
Galardi Rothstein	484			54,994.33				54,994.33
Galardi Rothstein	491			47,088.08				47,088.08
Galardi Rothstein	495			42,573.34				42,573.34
Galardi Rothstein	501			37,170.97				10,327.05
			Total	347,962.32			Total accrual	321,118.40

Voucher	Line	Journal ID	Line #	Period	Fund	Dept	Program	Project	Activity	Bud Ref	Account	Account Title	Amount	Oper Unit	Invoice	Vendor	Name	Descr
	0	0000208317	2	4	29225	1010101	181000	GR0000000699	A	2014	731458	Professional Services	(38,508.00)					V971082 Orchard Hiltz and McCl
00971082	1	APIV207960	0	4	29225	1010101	181000	GR0000000699	A	2014	731458	Professional Services	38,508.00		159483	0000000673	Orchard Hiltz and McCliment Inc	Price Schedule 2012 WRC Projec
	0	0000208318	2	5	29225	1010101	181000	GR0000000699	A	2014	731458	Professional Services	770.16					V971082 Orchard Hiltz and McCl
00971082	1	APPY208185	0	5	29225	1010101	181000	GR0000000699	A	2014	731458	Professional Services	(770.16)		159483	0000000673	Orchard Hiltz and McCliment Inc	Discount Earned
									A Total				-					
	0	0000208305	1	4	29225	1010101	181000	GR0000000699	ADM_LEGAL_DW	2014	731073	Legal Services	23,010.00					V948957 Dickinson Wright PLLC
	0	0000208306	1	4	29225	1010101	181000	GR0000000699	ADM_LEGAL_DW	2014	731073	Legal Services	26,097.50					V938408 Dickinson Wright PLLC
	0	0000208334	1	4	29225	1010101	181000	GR0000000699	ADM_LEGAL_DW	2014	731073	Legal Services	14,170.00					V955445 Dickinson Wright PLLC
00975176	1	APIV209012	0	5	29225	1010101	181000	GR0000000699	ADM_LEGAL_DW	2014	731073	Legal Services	5,037.50		966269	0000004978	Dickinson Wright PLLC	Legal Services for WRC
									ADM_LEGAL_DW Total				**68,315.00**					
	0	0000208282	1	4	29225	1010101	181000	GR0000000699	ADM_LEGAL_YOUNG	2014	731073	Legal Services	25,445.00					V878351 Young and Associates P
	0	0000208285	1	4	29225	1010101	181000	GR0000000699	ADM_LEGAL_YOUNG	2014	731073	Legal Services	14,351.00					V882852 Young and Associates P
	0	0000208292	1	4	29225	1010101	181000	GR0000000699	ADM_LEGAL_YOUNG	2014	731073	Legal Services	2,916.00					V890941 Young and Associates P
	0	0000208293	1	4	29225	1010101	181000	GR0000000699	ADM_LEGAL_YOUNG	2014	731073	Legal Services	3,580.00					V898555 Young and Associates P
	0	0000208294	1	4	29225	1010101	181000	GR0000000699	ADM_LEGAL_YOUNG	2014	731073	Legal Services	6,144.50					V917497 Young and Associates P
	0	0000208295	1	4	29225	1010101	181000	GR0000000699	ADM_LEGAL_YOUNG	2014	731073	Legal Services	26,330.00					V937299 Young and Associates P
	0	0000208298	1	4	29225	1010101	181000	GR0000000699	ADM_LEGAL_YOUNG	2014	731073	Legal Services	7,892.50					V937301 Young and Associates P
	0	0000208299	1	4	29225	1010101	181000	GR0000000699	ADM_LEGAL_YOUNG	2014	731073	Legal Services	725.00					V960004 Young and Associates P
									ADM_LEGAL_YOUNG Total				**87,384.00**					
	0	0000208307	2	4	29225	1010101	181000	GR0000000699	ADM_OHM_PROJMGT	2014	731458	Professional Services	15,356.00					V963276 Orchard Hiltz and McCl
	0	0000208317	1	4	29225	1010101	181000	GR0000000699	ADM_OHM_PROJMGT	2014	731458	Professional Services	38,508.00					V971082 Orchard Hiltz and McCl
	0	0000208318	1	5	29225	1010101	181000	GR0000000699	ADM_OHM_PROJMGT	2014	731458	Professional Services	(770.16)					V971082 Orchard Hiltz and McCl
00977162	1	APIV209384	0	5	29225	1010101	181000	GR0000000699	ADM_OHM_PROJMGT	2014	731458	Professional Services	27,030.00		159842	0000000673	Orchard Hiltz and McCliment Inc	Price Schedule 2012 WRC Projec
00977162	1	APPY209460	0	6	29225	1010101	181000	GR0000000699	ADM_OHM_PROJMGT	2014	731458	Professional Services	(540.60)		159842	0000000673	Orchard Hiltz and McCliment Inc	Discount Earned
									ADM_OHM_PROJMGT Total				**79,583.24**					
	0	0000208309	2	4	29225	1010101	181000	GR0000000699	ADM_PROJINN_PUB	2014	731458	Professional Services	21,169.50					V971083 Project Innovations In
00977163	1	APIV209384	0	5	29225	1010101	181000	GR0000000699	ADM_PROJINN_PUB	2014	731458	Professional Services	32,164.45		01-2015-02	0000019354	Project Innovations Inc	GLWA Jan. 2015
00979778	1	APIV210084	0	6	29225	1010101	181000	GR0000000699	ADM_PROJINN_PUB	2014	731458	Professional Services	24,113.63		01-2015-03	0000019354	Project Innovations Inc	GLWA Feb. 1-28, 2015
									ADM_PROJINN_PUB Total				**77,447.58**					
	0	0000208300	1	4	29225	1010101	181000	GR0000000699	ADM_UHY	2014	730373	Contracted Services	11,179.89					V892536 UHY Advisors MI Inc 10
	0	0000208302	1	4	29225	1010101	181000	GR0000000699	ADM_UHY	2014	730373	Contracted Services	10,962.11					V892535 UHY Advisors MI Inc 10
	0	0000208303	1	4	29225	1010101	181000	GR0000000699	ADM_UHY	2014	730373	Contracted Services	91,543.85					V892533 UHY Advisors MI Inc 10
	0	0000208304	1	4	29225	1010101	181000	GR0000000699	ADM_UHY	2014	730373	Contracted Services	9,980.00					V892534 UHY Advisors MI Inc 10
									ADM_UHY Total				**123,665.85**					
00963276	1	APIV206028	0	3	29225	1010101	181000	GR0000000699	EXP	2015	731458	Professional Services	15,356.00		158873	0000000673	Orchard Hiltz and McCliment Inc	Great Lakes Water - Stand Up
	0	0000208307	1	4	29225	1010101	181000	GR0000000699	EXP	2015	731458	Professional Services	(15,356.00)					V963276 Orchard Hiltz and McCl
	0	0000208309	1	4	29225	1010101	181000	GR0000000699	EXP	2015	731458	Professional Services	(21,169.50)					V971083 Project Innovations In
00971083	1	APIV207960	0	4	29225	1010101	181000	GR0000000699	EXP	2014	731458	Professional Services	21,169.50		01-2015-01	0000019354	Project Innovations Inc	GLWA COORDINATING
									EXP Total				-					
00982770	1	APIV210655	0	6	29225	1010101	181000	GR0000000699	FIN_PLANTE_ASST	2014	731458	Professional Services	24,700.00		1223795	0000000103	Plante and Moran PLLC	Great Lakes Water Authority Se
									FIN_PLANTE_ASST Total				**24,700.00**					
									Grand Total (Request#1)				**461,095.67**					
00987763	1	APIV211905	0	7	29225	1010101	181000	GR0000000699	ADM_PROJINN_PUB	2014	731458	Professional Services	39,282.45		01-2015-04	0000019354	Project Innovations Inc	GLWA - Project Innovations (CG
									ADM_PROJINN_PUB Total				**39,282.45**					
00989161	1	APIV212213	0	7	29225	1010101	181000	GR0000000699	ADM_OHM_PROJMGT	2014	731458	Professional Services	52,387.50		170230	0000000673	Orchard Hiltz and McCliment Inc	Price Schedule 2012 WRC Projec
00989161	1	APPY212214	0	7	29225	1010101	181000	GR0000000699	ADM_OHM_PROJMGT	2014	731458	Professional Services	(1,047.75)		170230	0000000673	Orchard Hiltz and McCliment Inc	Discount Earned
									ADM_OHM_PROJMGT Total				**51,339.75**					
00989162	1	APIV212213	0	7	29225	1010101	181000	GR0000000699	FIN_BD_DICKINSN	2014	731458	Professional Services	6,640.00		989789	0000004978	Dickinson Wright PLLC	Legal Services for WRC
									FIN_BD_DICKINSN Total				**6,640.00**					
00989163	1	APIV212213	0	7	29225	1010101	181000	GR0000000699	GOV_GLWALEGALDW	2014	731458	Professional Services	70,510.00		989788	0000004978	Dickinson Wright PLLC	Legal Services for WRC
									GOV_GLWALEGALDW Total				**70,510.00**					
									Grand Total (Request#2A)				**167,772.20**					
	0	0000216820	4	9	29225	1010101	181000	GR0000000699	ADM_GALARDI	2014	731465	Program	183,639.00	63000				GR699 Request#2B - to record t
									ADM_GALARDI Total				**183,639.00**					
	0	0000216820	3	9	29225	1010101	181000	GR0000000699	PLAN_VEOLIA1	2014	731465	Program	709,177.00	63000				GR699 Request#2B - to record t
									PLAN_VEOLIA1 Total				**709,177.00**					
									Grand Total (Request#2B)				**892,816.00**					
00993185	1	APIV213008	0	8	29225	1010101	181000	GR0000000699	FIN_PLANTE_STMT	2014	731458	Professional Services	12,600.00		1233980	0000000103	Plante and Moran PLLC	Great Lakes Water Authority Se
00993186	1	APIV213008	0	8	29225	1010101	181000	GR0000000699	FIN_PLANTE_ASST	2014	731458	Professional Services	15,300.00		1234133	0000000103	Plante and Moran PLLC	Auditing Services County Wide
									FIN_PLANTE_ASST Total				**15,300.00**					
00994141	1	APIV213390	0	8	29225	1010101	181000	GR0000000699	ADM_OHM_PROJMGT	2014	731458	Professional Services	36,524.50		170716	0000000673	Orchard Hiltz and McCliment Inc	Price Schedule 2012 WRC Projec
									ADM_OHM_PROJMGT Total				**36,524.50**					
00995590	1	APIV213822	0	8	29225	1010101	181000	GR0000000699	ADM_PROJINN_PUB	2014	731458	Professional Services	41,429.53		01-2015-05	0000019354	Project Innovations Inc	Project Innovations GLWA CGAP
									ADM_PROJINN_PUB Total				**41,429.53**					
00998101	1	APIV214469	0	8	29225	1010101	181000	GR0000000699	GOV_GLWALEGALDW	2014	731458	Professional Services	76,760.00		998913	0000004978	Dickinson Wright PLLC	Great Lakes Water Authority At
	0	0000224507	1	12	29225	1010101	181000	GR0000000699	GOV_GLWALEGALDW	2014	731458	Professional Services	(1,020.00)					GR699 - to reclassify the pens
									GOV_GLWALEGALDW Total				**75,740.00**					
	0	0000224507	6	12	29225	1010101	181000	GR0000000699	GOV_PENSION_DW	2014	731458	Professional Services	1,020.00					GR699 - to reclassify the pens
									GOV_PENSION_DW Total				**1,020.00**					
00998102	1	APIV214469	0	8	29225	1010101	181000	GR0000000699	FIN_BD_DICKINSN	2014	731458	Professional Services	8,225.00		998914	0000004978	Dickinson Wright PLLC	Great Lakes Water Authority At
									FIN_BD_DICKINSN Total				**8,225.00**					
00998790	1	APIV214723	0	8	29225	1010101	181000	GR0000000699	FIN_BD_MILLER	2014	731458	Professional Services	21,432.00		1279523	0000002593	Miller Canfield Paddock and Stone PLC	Great Lake Water Authority Att
									FIN_BD_MILLER Total				**21,432.00**					
00994141	1	APPY213395	0	8	29225	1010101	181000	GR0000000699	ADM_OHM_PROJMGT	2014	731458	Professional Services	(730.49)		170716	0000000673	Orchard Hiltz and McCliment Inc	Discount Earned
									ADM_OHM_PROJMGT Total				**(730.49)**					
									Grand Total (Request#3A)				**211,540.54**					
	0	0000218398	3	9	29225	1010101	181000	GR0000000699	GOV_MILLER_DET	2014	731465	Program	122,522.00	63000				GR699 Request#3B - to record t
									Grand Total (Request#3B)				**122,522.00**					
01003224	1	APIV215985	0	9	29225	1010101	181000	GR0000000699	ADM_PROJINN_PUB	2014	731458	Professional Services	35,018.70		01-2015-06	0000019354	Project Innovations Inc	Great Lakes Water Authority CG
									ADM_PROJINN_PUB Total				**35,018.70**					

Voucher	Line	Journal ID	Line #	Period	Fund	Dept	Program	Project	Activity	Bud Ref	Account	Account Title	Amount	Oper Unit	Invoice	Vendor	Name	Descr
01005064	1	APIV216484	0	9	29225	1010101	181000	GR0000000699	FIN_BD_MILLER	2014	731458	Professional Services	18,081.00		1282526	0000002593	Miller Canfield Paddock and Stone PLC	GLWA Bond Counsel Services for
01002661	1	APIV215800	0	9	29225	1010101	181000	GR0000000699	FIN_BD_MILLER	2014	731458	Professional Services	17,505.70		1281827	0000002593	Miller Canfield Paddock and Stone PLC	Great Lake Water Authority Att
	0	0000218828	1	10	29225	1010101	181000	GR0000000699	FIN_BD_MILLER	2014	731458	Professional Services	(17,505.70)					V1002661 Miller Canfield Paddo
									FIN_BD_MILLER Total				**18,081.00**					
01005914	1	APIV216707	0	9	29225	1010101	181000	GR0000000699	FIN_PLANTE_ASST	2014	731458	Professional Services	49,300.00		1252273	0000000103	Plante and Moran PLLC	Great Lakes Water Authority Se
									FIN_PLANTE_ASST Total				**49,300.00**					
01005919	1	APIV216707	0	9	29225	1010101	181000	GR0000000699	FIN_PLANTE_STMT	2014	731458	Professional Services	12,400.00		1252274	0000000103	Plante and Moran PLLC	Great Lakes Water Authority Se
									FIN_PLANTE_STMT Total				**12,400.00**					
	0	0000218828	2	10	29225	1010101	181000	GR0000000699	HR_EXLEADMILLER	2014	731458	Professional Services	17,505.70					V1002661 Miller Canfield Paddo
									HR_EXLEADMILLER Total				**17,505.70**					
									Grand Total (Request#4A)				**132,305.40**					
01011838	1	APIV218230	0	10	29225	1010101	181000	GR0000000699	ADM_OHM_PROJMGT	2014	731458	Professional Services	48,329.00		171193	0000000673	Orchard Hiltz and McCliment Inc	Price Schedule 2012 WRC Projec
01011840	1	APIV218230	0	10	29225	1010101	181000	GR0000000699	ADM_OHM_PROJMGT	2014	731458	Professional Services	50,513.00		171856	0000000673	Orchard Hiltz and McCliment Inc	Price Schedule 2012 WRC Projec
									ADM_OHM_PROJMGT Total				**98,842.00**					
01010087	1	APIV217719	0	10	29225	1010101	181000	GR0000000699	ADM_PROJINN_PUB	2014	731458	Professional Services	25,292.74		01-2015-07	0000019354	Project Innovations Inc	Project Management
									ADM_PROJINN_PUB Total				**25,292.74**					
01010933	1	APIV217934	0	10	29225	1010101	181000	GR0000000699	FIN_BD_DICKINSN	2014	731458	Professional Services	6,180.00		1006646	0000004978	Dickinson Wright PLLC	Great Lakes Water Authority At
01014540	1	APIV219158	0	10	29225	1010101	181000	GR0000000699	FIN_BD_DICKINSN	2014	731458	Professional Services	5,000.00		1013927	0000004978	Dickinson Wright PLLC	Great Lakes Water Authority At
									FIN_BD_DICKINSN Total				**11,180.00**					
01012312	1	APIV218613	0	10	29225	1010101	181000	GR0000000699	GOV_COMM_FINN	2014	731458	Professional Services	45,000.00		1252558	0000019686	Finn Partners Inc	2015 GLWA Public Relations
									GOV_COMM_FINN Total				**45,000.00**					
01014536	1	APIV219158	0	10	29225	1010101	181000	GR0000000699	HR_EXLEADMILLER	2014	731458	Professional Services	4,365.84		1286750	0000002593	Miller Canfield Paddock and Stone PLC	Great Lake Water Authority Att
									HR_EXLEADMILLER Total				**4,365.84**					
									Grand Total (Request#5A)				**184,680.58**					
01015607	1	APIV219331	0	10	29225	1010101	181000	GR0000000699	ADM_OHM_PROJMGT	2014	731458	Professional Services	36,812.00		172525	0000000673	Orchard Hiltz and McCliment Inc	Price Schedule 2012 WRC Projec
01016638	1	APIV219633	0	11	29225	1010101	181000	GR0000000699	FIN_PLANTE_ASST	2014	731458	Professional Services	10,700.00		1265373	0000000103	Plante and Moran PLLC	Great Lakes Water Authority Se
									FIN_PLANTE_ASST Total				**10,700.00**					
01016636	1	APIV219633	0	11	29225	1010101	181000	GR0000000699	FIN_PLANTE_STMT	2014	731458	Professional Services	9,910.00		1265138	0000000103	Plante and Moran PLLC	Great Lakes Water Authority Se
									FIN_PLANTE_STMT Total				**9,910.00**					
01016275	1	APIV219516	0	11	29225	1010101	181000	GR0000000699	GOV_GLWALEGALDW	2014	731458	Professional Services	52,730.00		1006645	0000004978	Dickinson Wright PLLC	Great Lakes Water Authority At
	0	0000224507	2	12	29225	1010101	181000	GR0000000699	GOV_GLWALEGALDW	2014	731458	Professional Services	(6,270.00)					GR699 - to reclassify the pens
									GOV_GLWALEGALDW Total				**46,460.00**					
	0	0000224507	7	12	29225	1010101	181000	GR0000000699	GOV_PENSION_DW	2014	731458	Professional Services	6,270.00					GR699 - to reclassify the pens
									GOV_PENSION_DW Total				**6,270.00**					
01019708	1	APIV220308	0	11	29225	1010101	181000	GR0000000699	GOV_GLWALEGALDW	2014	731458	Professional Services	69,427.50		63818-1	0000004978	Dickinson Wright PLLC	Great Lakes Water Authority At
01019709	1	APIV220308	0	11	29225	1010101	181000	GR0000000699	GOV_GLWALEGALDW	2014	731458	Professional Services	110,425.00		1013926	0000004978	Dickinson Wright PLLC	Great Lakes Water Authority At
	0	0000224507	3	12	29225	1010101	181000	GR0000000699	GOV_GLWALEGALDW	2014	731458	Professional Services	(16,760.00)					GR699 - to reclassify the pens
									GOV_GLWALEGALDW Total				**163,092.50**					
	0	0000224507	8	12	29225	1010101	181000	GR0000000699	GOV_PENSION_DW	2014	731458	Professional Services	16,760.00					GR699 - to reclassify the pens
									GOV_PENSION_DW Total				**16,760.00**					
01020015	1	APIV220410	0	11	29225	1010101	181000	GR0000000699	GOV_CEO_CABOT	2014	731458	Professional Services	33,000.00		1284929	0000002593	Miller Canfield Paddock and Stone PLC	Great Lake Water Authority Att
									GOV_CEO_CABOT Total				**33,000.00**					
01020190	1	APIV220507	0	11	29225	1010101	181000	GR0000000699	HR_BUTZEL_LONG	2014	731458	Professional Services	6,855.46		8599194	0000000809	Butzel Long PC	Great Lake Water Authority (GL
									HR_BUTZEL_LONG Total				**6,855.46**					
									Grand Total (Request#6A)				**329,859.96**					
01023839	1	APIV221565	0	12	29225	1010101	181000	GR0000000699	ADM_OHM_PROJMGT	2014	731458	Professional Services	30,131.00		173241	0000000673	Orchard Hiltz and McCliment Inc	Price Schedule 2012 WRC Projec
01023839	1	APPY221566	0	12	29225	1010101	181000	GR0000000699	ADM_OHM_PROJMGT	2014	731458	Professional Services	(602.62)		173241	0000000673	Orchard Hiltz and McCliment Inc	Discount Earned
									ADM_OHM_PROJMGT Total				**29,528.38**					
01024794	1	APIV221725	0	12	29225	1010101	181000	GR0000000699	FIN_BD_DICKINSN	2014	731458	Professional Services	3,560.00		1020294	0000004978	Dickinson Wright PLLC	Great Lakes Water Authority At
									FIN_BD_DICKINSN Total				**3,560.00**					
01024796	1	APIV221725	0	12	29225	1010101	181000	GR0000000699	GOV_GLWALEGALDW	2014	731458	Professional Services	23,020.00		1020293	0000004978	Dickinson Wright PLLC	Great Lakes Water Authority At
	0	0000224507	4	12	29225	1010101	181000	GR0000000699	GOV_GLWALEGALDW	2014	731458	Professional Services	(8,670.00)					GR699 - to reclassify the pens
									GOV_GLWALEGALDW Total				**14,350.00**					
	0	0000224507	9	12	29225	1010101	181000	GR0000000699	GOV_PENSION_DW	2014	731458	Professional Services	8,670.00					GR699 - to reclassify the pens
									GOV_PENSION_DW Total				**8,670.00**					
01027531	1	APIV222610	0	12	29225	1010101	181000	GR0000000699	GOV_COMM_FINN	2014	731458	Professional Services	15,000.00		1255114	0000019686	Finn Partners Inc	2015 GLWA Public Relations
01027534	1	APIV222610	0	12	29225	1010101	181000	GR0000000699	GOV_COMM_FINN	2014	731458	Professional Services	15,000.00		1255115	0000019686	Finn Partners Inc	2015 GLWA Public Relations
									GOV_COMM_FINN Total				**30,000.00**					
									Grand Total (Request#7A)				**86,108.38**					
	0	0000225047	3	12	29225	1010101	181000	GR0000000699	PLAN_VEOLIA1	2014	731465	Program	210,000.00	63000				GR699 Request#4B - to record t
	0	0000225047	4	12	29225	1010101	181000	GR0000000699	PLAN_VEOLIA2	2014	731465	Program	8,511.00	63000				GR699 Request#4B - to record t
									Grand Total (Request#4B)				**218,511.00**					
	0	0000225059	3	12	29225	1010101	181000	GR0000000699	GOV_MILLER_DET	2014	731465	Program	374,394.00	63000				GR699 Request#5B - to record t
									Grand Total (Request#5B)				**374,394.00**					
	0	0000226039	10	12	29225	1010101	181000	GR0000000699	PLAN_VEOLIA2	2014	731465	Program	31,638.86	63000				Galardi Rothstein inv#468,473,
	0	0000226039	9	12	29225	1010101	181000	GR0000000699	PLAN_VEOLIA2	2014	731465	Program	110,000.00	63000				Galardi Rothstein inv#468,473,
	0	0000226039	11	12	29225	1010101	181000	GR0000000699	PLAN_VEOLIA2	2014	731465	Program	7,372.82	63000				Galardi Rothstein inv#468,473,
									Grand Total (Request#6B)				**149,011.68**					
01030021	1	APIV223399	0	12	29225	1010101	181000	GR0000000699	ADM_LEGAL_DW	2014	731458	Professional Services	30,940.00		1026467	0000004978	Dickinson Wright PLLC	Great Lakes Water Authority At
	0	0000223523	1	12	29225	1010101	181000	GR0000000699	ADM_LEGAL_DW	2014	731458	Professional Services	(30,940.00)					GR699 - to reclassify VO#01030
									ADM_LEGAL_DW Total				**-**					
	0	0000224535	1	12	29225	1010101	181000	GR0000000699	ADM_OHM_PROJMGT	2014	731458	Professional Services	24,924.50					V1032816 OHM 174055 10/2/15 -
	0	0000224535	2	12	29225	1010101	181000	GR0000000699	ADM_OHM_PROJMGT	2014	731458	Professional Services	(498.49)					V1032816 OHM 174055 10/2/15 -
	0	0000224537	1	12	29225	1010101	181000	GR0000000699	ADM_OHM_PROJMGT	2014	731458	Professional Services	26,267.00					V1032821 OHM 173740 10/2/15 -
	0	0000224537	2	12	29225	1010101	181000	GR0000000699	ADM_OHM_PROJMGT	2014	731458	Professional Services	(525.34)					V1032821 OHM 173740 10/2/15 -
	0	0000225156	2	1	29225	1010101	181000	GR0000000699	ADM_OHM_PROJMGT	2014	731458	Professional Services	498.49					reverse JE224535 9/30/15 for t
	0	0000225156	1	1	29225	1010101	181000	GR0000000699	ADM_OHM_PROJMGT	2014	731458	Professional Services	(24,924.50)					reverse JE224535 9/30/15 for t
	0	0000225158	1	1	29225	1010101	181000	GR0000000699	ADM_OHM_PROJMGT	2014	731458	Professional Services	(26,267.00)					reverse JE224537 9/30/15 for t
	0	0000225158	2	1	29225	1010101	181000	GR0000000699	ADM_OHM_PROJMGT	2014	731458	Professional Services	525.34					reverse JE224537 9/30/15 for t
01032816	1	APIV224436	0	1	29225	1010101	181000	GR0000000699	ADM_OHM_PROJMGT	2014	731458	Professional Services	24,924.50		174055	0000000673	Orchard Hiltz and McCliment Inc	Price Schedule 2012 WRC Projec
01032821	1	APIV224436	0	1	29225	1010101	181000	GR0000000699	ADM_OHM_PROJMGT	2014	731458	Professional Services	26,267.00		173740	0000000673	Orchard Hiltz and McCliment Inc	Price Schedule 2012 WRC Projec
01032816	1	APPY224910	0	1	29225	1010101	181000	GR0000000699	ADM_OHM_PROJMGT	2014	731458	Professional Services	(498.49)		174055	0000000673	Orchard Hiltz and McCliment Inc	Discount Earned
01032821	1	APPY224910	0	1	29225	1010101	181000	GR0000000699	ADM_OHM_PROJMGT	2014	731458	Professional Services	(525.34)		173740	0000000673	Orchard Hiltz and McCliment Inc	Discount Earned
									ADM_OHM_PROJMGT Total				**50,167.67**					
01030023	1	APIV223399	0	12	29225	1010101	181000	GR0000000699	FIN_BD_DICKINSN	2014	731458	Professional Services	2,560.00		1026468	0000004978	Dickinson Wright PLLC	Great Lakes Water Authority At

Voucher	Line	Journal ID	Line #	Period	Fund	Dept	Program	Project	Activity	Bud Ref	Account	Account Title	Amount	Oper Unit	Invoice	Vendor	Name	Descr
									FIN_BD_DICKINSN Total				**2,560.00**					
	0	0000223523	2	12	29225	1010101	181000	GR0000000699	GOV_GLWALEGALDW	2014	731458	Professional Services	30,940.00					GR699 - to reclassify VO#01030
	0	0000224507	5	12	29225	1010101	181000	GR0000000699	GOV_GLWALEGALDW	2014	731458	Professional Services	(14,920.00)					GR699 - to reclassify the pens
									GOV_GLWALEGALDW Total				**16,020.00**					
	0	0000224507	10	12	29225	1010101	181000	GR0000000699	GOV_PENSION_DW	2014	731458	Professional Services	14,920.00					GR699 - to reclassify the pens
									GOV_PENSION_DW Total				**14,920.00**					
01030382	1	APIV223399	0	12	29225	1010101	181000	GR0000000699	HR_BUTZEL_LONG	2014	731458	Professional Services	5,940.00		8598401	0000000809	Butzel Long PC	Great Lake Water Authority (GL
01030384	1	APIV223399	0	12	29225	1010101	181000	GR0000000699	HR_BUTZEL_LONG	2014	731458	Professional Services	2,786.52		8601479	0000000809	Butzel Long PC	Great Lake Water Authority (GL
									HR_BUTZEL_LONG Total				**8,726.52**					
									Grand Total (Request#8A)				**92,394.19**					
	0	0000224544	1	12	29225	1010101	181000	GR0000000699	GOV_CLARK_HILL	2014	731458	Professional Services	9,420.00					Clark Hill Inv#188769 10/6/15
	0	0000227310	1	2	29225	1010101	181000	GR0000000699	GOV_CLARK_HILL	2014	731458	Professional Services	(9,420.00)					V1040234 JE224544 Clark Hill i
01040234	1	APIV227135	0	2	29225	1010101	181000	GR0000000699	GOV_CLARK_HILL	2014	731458	Professional Services	9,420.00		JULY-AUG 2015	0000002788	Clark Hill PLC	Legal Services for WRC
									GOV_CLARK_HILL Total				**9,420.00**					
									Grand Total (Request#9A)				**9,420.00**					
	0	0000224543	1	12	29225	1010101	181000	GR0000000699	FIN_BD_DICKINSN	2014	731458	Professional Services	15,280.00					Dickinson Wright Inv#1028591
	0	0000228913	1	3	29225	1010101	181000	GR0000000699	FIN_BD_DICKINSN	2014	731458	Professional Services	(15,280.00)					reverse JE224543 9/30/15 for D
01046602	1	APIV228740	0	3	29225	1010101	181000	GR0000000699	FIN_BD_DICKINSN	2014	731458	Professional Services	15,280.00		1028591	0000004978	Dickinson Wright PLLC	Great Lakes Water Authority At
									FIN_BD_DICKINSN Total				**15,280.00**					
	0	0000224539	1	12	29225	1010101	181000	GR0000000699	GOV_GLWALEGALDW	2014	731458	Professional Services	13,320.00					Dickinson Wright Inv#1028590
	0	0000228910	1	3	29225	1010101	181000	GR0000000699	GOV_GLWALEGALDW	2014	731458	Professional Services	(13,320.00)					reverse JE224539 & JE224542 9/
	0	0000228910	3	3	29225	1010101	181000	GR0000000699	GOV_GLWALEGALDW	2014	731458	Professional Services	(17,850.00)					reverse JE224539 & JE224542 9/
01046597	1	APIV228740	0	3	29225	1010101	181000	GR0000000699	GOV_GLWALEGALDW	2014	731458	Professional Services	31,170.00		1028590	0000004978	Dickinson Wright PLLC	Great Lakes Water Authority At
									GOV_GLWALEGALDW Total				**13,320.00**					
	0	0000224542	1	12	29225	1010101	181000	GR0000000699	GOV_PENSION_DW	2014	731458	Professional Services	17,850.00					Dickinson Wright Inv#1028590
	0	0000228910	4	3	29225	1010101	181000	GR0000000699	GOV_PENSION_DW	2014	731458	Professional Services	(17,850.00)					reverse JE224539 & JE224542 9/
	0	0000228910	5	3	29225	1010101	181000	GR0000000699	GOV_PENSION_DW	2014	731458	Professional Services	17,850.00					reverse JE224539 & JE224542 9/
									GOV_PENSION_DW Total				**17,850.00**					
									Grand Total (Request#10A)				**46,450.00**					
	0	0000226039	3	12	29225	1010101	181000	GR0000000699	ADM_GALARDI	2014	731465	Program	43,518.09	63000				Galardi Rothstein inv#468,473,
	0	0000226039	7	12	29225	1010101	181000	GR0000000699	ADM_GALARDI	2014	731465	Program	42,573.34	63000				Galardi Rothstein inv#468,473,
	0	0000226039	4	12	29225	1010101	181000	GR0000000699	ADM_GALARDI	2014	731465	Program	40,633.20	63000				Galardi Rothstein inv#468,473,
	0	0000226039	1	12	29225	1010101	181000	GR0000000699	ADM_GALARDI	2014	731465	Program	34,687.18	63000				Galardi Rothstein inv#468,473,
	0	0000226039	8	12	29225	1010101	181000	GR0000000699	ADM_GALARDI	2014	731465	Program	10,327.05	63000				Galardi Rothstein inv#468,473,
	0	0000226039	5	12	29225	1010101	181000	GR0000000699	ADM_GALARDI	2014	731465	Program	54,994.33	63000				Galardi Rothstein inv#468,473,
	0	0000226039	2	12	29225	1010101	181000	GR0000000699	ADM_GALARDI	2014	731465	Program	47,297.13	63000				Galardi Rothstein inv#468,473,
	0	0000226039	6	12	29225	1010101	181000	GR0000000699	ADM_GALARDI	2014	731465	Program	47,088.08	63000				Galardi Rothstein inv#468,473,
									ADM_GALARDI Total				**321,118.40**					
									Grand Total (waiting for complete documentation)				**321,118.40**					
												FY2015 Total expenditure (PeopleSoft)	**3,800,000.00**					

The journal entries accrued Oakland FY2015 invoices
The journal entries accrued the invoices which are paid by Detroit in FY2015
The accruals for Oakland FY2015 invoices are paid by FY2016 vouchers

PAGE 51

Descr	Activity	Journal ID	Date	Year	Period	Account	Dept	Oper Unit	Program	Fund	Acctg Date	Ref	Name	Voucher	PO No.	BU Amount		
Comp Grant Assist GLWA	A	APIV207960	1/30/2015	2015	4	731458	1010101		181000	29225	1/30/2015		Orchard Hiltz and McCliment Inc	00971082	0000240160	38,508.00		
Comp Grant Assist GLWA	A	0000208317	1/31/2015	2015	4	731458	1010101		181000	29225	1/31/2015	V971082				(38,508.00)		
Comp Grant Assist GLWA	A	0000208308	1/31/2015	2015	4	731458	1010101		181000	29225	1/31/2015	V971082				770.16		
Comp Grant Assist GLWA	A	0000208308	1/31/2015	2015	4	731458	1010101		181000	29225	1/31/2015	V971082				(38,508.00)		
Comp Grant Assist GLWA	A	0000208308	1/31/2015	2015	4	731458	1010101		181000	29225	1/31/2015	V971082				(770.16)		
Comp Grant Assist GLWA	A	0000208308	1/31/2015	2015	4	731458	1010101		181000	29225	1/31/2015	V971082				38,508.00		
Comp Grant Assist GLWA	A	0000208318	2/6/2015	2015	5	731458	1010101		181000	29225	2/6/2015	V971082				770.16		
Comp Grant Assist GLWA	A	APPY208185	2/6/2015	2015	5	731458	1010101		181000	29225	2/6/2015		Orchard Hiltz and McCliment Inc	00971082	0000240160	(770.16)		
	A Total															**-**		
Comp Grant Assist GLWA	ADM_GALARDI	0000216820	6/25/2015	2015	9	731465	1010101	63000	181000	29225	6/25/2015	REQUEST#2B				183,639.00		
Comp Grant Assist GLWA	ADM_GALARDI	0000226039	9/30/2015	2015	12	731465	1010101	63000	181000	29225	9/30/2015	INV#495				42,573.34		
Comp Grant Assist GLWA	ADM_GALARDI	0000226039	9/30/2015	2015	12	731465	1010101	63000	181000	29225	9/30/2015	INV#491				47,088.08		
Comp Grant Assist GLWA	ADM_GALARDI	0000226039	9/30/2015	2015	12	731465	1010101	63000	181000	29225	9/30/2015	INV#484				54,994.33		
Comp Grant Assist GLWA	ADM_GALARDI	0000226039	9/30/2015	2015	12	731465	1010101	63000	181000	29225	9/30/2015	INV#479				43,518.09		
Comp Grant Assist GLWA	ADM_GALARDI	0000226039	9/30/2015	2015	12	731465	1010101	63000	181000	29225	9/30/2015	INV#473				47,297.13		
Comp Grant Assist GLWA	ADM_GALARDI	0000226039	9/30/2015	2015	12	731465	1010101	63000	181000	29225	9/30/2015	INV#468				34,687.18		
Comp Grant Assist GLWA	ADM_GALARDI	0000226039	9/30/2015	2015	12	731465	1010101	63000	181000	29225	9/30/2015	INV#501				10,327.05		
Comp Grant Assist GLWA	ADM_GALARDI	0000226039	9/30/2015	2015	12	731465	1010101	63000	181000	29225	9/30/2015	INV#482				40,633.20	**321,118.40**	**These are accrual for City of Detroit.**
	ADM_GALARDI Total															**504,757.40**		
Comp Grant Assist GLWA	ADM_LEGAL_DW	0000208306	1/31/2015	2015	4	731073	1010101		181000	29225	1/31/2015	V938408				26,097.50		
Comp Grant Assist GLWA	ADM_LEGAL_DW	0000208305	1/31/2015	2015	4	731073	1010101		181000	29225	1/31/2015	V948957				23,010.00		
Comp Grant Assist GLWA	ADM_LEGAL_DW	0000208334	1/31/2015	2015	4	731073	1010101		181000	29225	1/31/2015	V955455				14,170.00		
Comp Grant Assist GLWA	ADM_LEGAL_DW	APIV209012	2/19/2015	2015	5	731073	1010101		181000	29225	2/19/2015		Dickinson Wright PLLC	00975176	0000240980	5,037.50		
Comp Grant Assist GLWA	ADM_LEGAL_DW	APIV223399	9/29/2015	2015	12	731458	1010101		181000	29225	9/29/2015		Dickinson Wright PLLC	01030021	0000252827	30,940.00		
Comp Grant Assist GLWA	ADM_LEGAL_DW	0000223523	9/30/2015	2015	12	731458	1010101		181000	29225	9/30/2015	VO#1030021				(30,940.00)		
	ADM_LEGAL_DW Total															**68,315.00**		
Comp Grant Assist GLWA	ADM_LEGAL_YOUNG	0000208298	1/31/2015	2015	4	731073	1010101		181000	29225	1/31/2015	V937301				7,892.50		
Comp Grant Assist GLWA	ADM_LEGAL_YOUNG	0000208282	1/31/2015	2015	4	731073	1010101		181000	29225	1/31/2015	V878351				25,445.00		
Comp Grant Assist GLWA	ADM_LEGAL_YOUNG	0000208295	1/31/2015	2015	4	731073	1010101		181000	29225	1/31/2015	V937299				26,330.00		
Comp Grant Assist GLWA	ADM_LEGAL_YOUNG	0000208294	1/31/2015	2015	4	731073	1010101		181000	29225	1/31/2015	V917497				6,144.50		
Comp Grant Assist GLWA	ADM_LEGAL_YOUNG	0000208293	1/31/2015	2015	4	731073	1010101		181000	29225	1/31/2015	V898555				3,580.00		
Comp Grant Assist GLWA	ADM_LEGAL_YOUNG	0000208292	1/31/2015	2015	4	731073	1010101		181000	29225	1/31/2015	V890941				2,916.00		
Comp Grant Assist GLWA	ADM_LEGAL_YOUNG	0000208285	1/31/2015	2015	4	731073	1010101		181000	29225	1/31/2015	V882852				14,351.00		
Comp Grant Assist GLWA	ADM_LEGAL_YOUNG	0000208299	1/31/2015	2015	4	731073	1010101		181000	29225	1/31/2015	V960004				725.00		
	ADM_LEGAL_YOUNG Total															**87,384.00**		
Comp Grant Assist GLWA	ADM_OHM_PROJMGT	0000208308	1/31/2015	2015	4	731458	1010101		181000	29225	1/31/2015	V971082				770.16		
Comp Grant Assist GLWA	ADM_OHM_PROJMGT	0000208317	1/31/2015	2015	4	731458	1010101		181000	29225	1/31/2015	V971082				38,508.00		
Comp Grant Assist GLWA	ADM_OHM_PROJMGT	0000208308	1/31/2015	2015	4	731458	1010101		181000	29225	1/31/2015	V971082				(770.16)		
Comp Grant Assist GLWA	ADM_OHM_PROJMGT	0000208308	1/31/2015	2015	4	731458	1010101		181000	29225	1/31/2015	V971082				(38,508.00)		
Comp Grant Assist GLWA	ADM_OHM_PROJMGT	0000208308	1/31/2015	2015	4	731458	1010101		181000	29225	1/31/2015	V971082				38,508.00		
Comp Grant Assist GLWA	ADM_OHM_PROJMGT	0000208307	1/31/2015	2015	4	731458	1010101		181000	29225	1/31/2015	V963276				15,356.00		
Comp Grant Assist GLWA	ADM_OHM_PROJMGT	0000208318	2/6/2015	2015	5	731458	1010101		181000	29225	2/6/2015	V971082				(770.16)		
Comp Grant Assist GLWA	ADM_OHM_PROJMGT	APIV209384	2/27/2015	2015	5	731458	1010101		181000	29225	2/27/2015		Orchard Hiltz and McCliment Inc	00977162	0000241542	27,030.00		
Comp Grant Assist GLWA	ADM_OHM_PROJMGT	APPY209460	3/4/2015	2015	6	731458	1010101		181000	29225	3/4/2015		Orchard Hiltz and McCliment Inc	00977162	0000241542	(540.60)		
Comp Grant Assist GLWA	ADM_OHM_PROJMGT	APIV212213	4/17/2015	2015	7	731458	1010101		181000	29225	4/17/2015		Orchard Hiltz and McCliment Inc	00989161	0000243958	52,387.50		
Comp Grant Assist GLWA	ADM_OHM_PROJMGT	APPY212214	4/21/2015	2015	7	731458	1010101		181000	29225	4/21/2015		Orchard Hiltz and McCliment Inc	00989161	0000243958	(1,047.75)		
Comp Grant Assist GLWA	ADM_OHM_PROJMGT	APIV213390	5/7/2015	2015	8	731458	1010101		181000	29225	5/7/2015		Orchard Hiltz and McCliment Inc	00994141	0000244892	36,524.50		
Comp Grant Assist GLWA	ADM_OHM_PROJMGT	APPY213395	5/11/2015	2015	8	731458	1010101		181000	29225	5/11/2015		Orchard Hiltz and McCliment Inc	00994141	0000244892	(730.49)		
Comp Grant Assist GLWA	ADM_OHM_PROJMGT	APIV218230	7/16/2015	2015	10	731458	1010101		181000	29225	7/16/2015		Orchard Hiltz and McCliment Inc	01011838	0000248748	48,329.00		
Comp Grant Assist GLWA	ADM_OHM_PROJMGT	APIV218230	7/16/2015	2015	10	731458	1010101		181000	29225	7/16/2015		Orchard Hiltz and McCliment Inc	01011840	0000248749	50,513.00		
Comp Grant Assist GLWA	ADM_OHM_PROJMGT	APIV219331	7/31/2015	2015	10	731458	1010101		181000	29225	7/31/2015		Orchard Hiltz and McCliment Inc	01015607	0000249593	36,812.00		
Comp Grant Assist GLWA	ADM_OHM_PROJMGT	APIV221565	9/2/2015	2015	12	731458	1010101		181000	29225	9/2/2015		Orchard Hiltz and McCliment Inc	01023839	0000251368	30,131.00		
Comp Grant Assist GLWA	ADM_OHM_PROJMGT	APPY221566	9/4/2015	2015	12	731458	1010101		181000	29225	9/4/2015		Orchard Hiltz and McCliment Inc	01023839	0000251368	(602.62)		
Comp Grant Assist GLWA	ADM_OHM_PROJMGT	0000224535	9/30/2015	2015	12	731458	1010101		181000	29225	9/30/2015	V1032816				24,924.50		
Comp Grant Assist GLWA	ADM_OHM_PROJMGT	0000224535	9/30/2015	2015	12	731458	1010101		181000	29225	9/30/2015	V1032816				(498.49)		
Comp Grant Assist GLWA	ADM_OHM_PROJMGT	0000224537	9/30/2015	2015	12	731458	1010101		181000	29225	9/30/2015	V1032821				26,267.00		
Comp Grant Assist GLWA	ADM_OHM_PROJMGT	0000224537	9/30/2015	2015	12	731458	1010101		181000	29225	9/30/2015	V1032821				(525.34)		
Comp Grant Assist GLWA	ADM_OHM_PROJMGT	APIV224436	10/7/2015	2016	1	731458	1010101		181000	29225	10/7/2015		Orchard Hiltz and McCliment Inc	01032821	0000253484	26,267.00		
Comp Grant Assist GLWA	ADM_OHM_PROJMGT	APIV224436	10/7/2015	2016	1	731458	1010101		181000	29225	10/7/2015		Orchard Hiltz and McCliment Inc	01032816	0000253485	24,924.50		
Comp Grant Assist GLWA	ADM_OHM_PROJMGT	0000225156	10/16/2015	2016	1	731458	1010101		181000	29225	10/16/2015					(24,924.50)		
Comp Grant Assist GLWA	ADM_OHM_PROJMGT	0000225156	10/16/2015	2016	1	731458	1010101		181000	29225	10/16/2015					498.49		
Comp Grant Assist GLWA	ADM_OHM_PROJMGT	0000225158	10/16/2015	2016	1	731458	1010101		181000	29225	10/16/2015					(26,267.00)		
Comp Grant Assist GLWA	ADM_OHM_PROJMGT	0000225158	10/16/2015	2016	1	731458	1010101		181000	29225	10/16/2015					525.34		
Comp Grant Assist GLWA	ADM_OHM_PROJMGT	APPY224910	10/16/2015	2016	1	731458	1010101		181000	29225	10/16/2015		Orchard Hiltz and McCliment Inc	01032816	0000253485	(498.49)		
Comp Grant Assist GLWA	ADM_OHM_PROJMGT	APPY224910	10/16/2015	2016	1	731458	1010101		181000	29225	10/16/2015		Orchard Hiltz and McCliment Inc	01032821	0000253484	(525.34)		
	ADM_OHM_PROJMGT Total															**382,067.05**		
Comp Grant Assist GLWA	ADM_PROJINN_PUB	0000208309	1/31/2015	2015	4	731458	1010101		181000	29225	1/31/2015	V963276				21,169.50		
Comp Grant Assist GLWA	ADM_PROJINN_PUB	APIV209384	2/27/2015	2015	5	731458	1010101		181000	29225	2/27/2015		Project Innovations Inc	00977163	0000241235	32,164.45		
Comp Grant Assist GLWA	ADM_PROJINN_PUB	APIV210084	3/11/2015	2015	6	731458	1010101		181000	29225	3/11/2015		Project Innovations Inc	00979778	0000242055	24,113.63		
Comp Grant Assist GLWA	ADM_PROJINN_PUB	APIV211905	4/14/2015	2015	7	731458	1010101		181000	29225	4/14/2015		Project Innovations Inc	00987763	0000243701	39,282.45		
Comp Grant Assist GLWA	ADM_PROJINN_PUB	APIV213822	5/13/2015	2015	8	731458	1010101		181000	29225	5/13/2015		Project Innovations Inc	00995590	0000245245	41,429.53		
Comp Grant Assist GLWA	ADM_PROJINN_PUB	APIV215985	6/15/2015	2015	9	731458	1010101		181000	29225	6/15/2015		Project Innovations Inc	01003224	0000246805	35,018.70		
Comp Grant Assist GLWA	ADM_PROJINN_PUB	APIV217719	7/10/2015	2015	10	731458	1010101		181000	29225	7/10/2015		Project Innovations Inc	01010087	0000248353	25,292.74		

DRAFT

Descr	Activity	Journal ID	Date	Year	Period	Account	Dept	Oper Unit	Program	Fund	Acctg Date	Ref	Name	Voucher	PO No.	BU Amount
	ADM_PROJINN_PUB Total															**218,471.00**
Comp Grant Assist GLWA	ADM_UHY	0000208304	1/31/2015	2015	4	730373	1010101		181000	29225	1/31/2015	V892534				9,980.00
Comp Grant Assist GLWA	ADM_UHY	0000208300	1/31/2015	2015	4	730373	1010101		181000	29225	1/31/2015	V892536				11,179.89
Comp Grant Assist GLWA	ADM_UHY	0000208302	1/31/2015	2015	4	730373	1010101		181000	29225	1/31/2015	V892535				10,962.11
Comp Grant Assist GLWA	ADM_UHY	0000208303	1/31/2015	2015	4	730373	1010101		181000	29225	1/31/2015	V892533				91,543.85
	ADM_UHY Total															**123,665.85**
Comp Grant Assist GLWA	EXP	APIV206028	12/23/2014	2015	3	731458	1010101		181000	29225	12/23/2014		Orchard Hiltz and McCliment Inc	00963276	0000238616	15,356.00
Comp Grant Assist GLWA	EXP	APIV207960	1/30/2015	2015	4	731458	1010101		181000	29225	1/30/2015		Project Innovations Inc	00971083	0000240194	21,169.50
Comp Grant Assist GLWA	EXP	0000208309	1/31/2015	2015	4	731458	1010101		181000	29225	1/31/2015	V963276				(21,169.50)
Comp Grant Assist GLWA	EXP	0000208307	1/31/2015	2015	4	731458	1010101		181000	29225	1/31/2015	V963276				(15,356.00)
	EXP Total															**-**
Comp Grant Assist GLWA	FIN_BD_DICKINSN	APIV212213	4/17/2015	2015	7	731458	1010101		181000	29225	4/17/2015		Dickinson Wright PLLC	00989162	0000243963	6,640.00
Comp Grant Assist GLWA	FIN_BD_DICKINSN	APIV214469	5/26/2015	2015	8	731458	1010101		181000	29225	5/26/2015		Dickinson Wright PLLC	00998102	0000245849	8,225.00
Comp Grant Assist GLWA	FIN_BD_DICKINSN	APIV217934	7/14/2015	2015	10	731458	1010101		181000	29225	7/14/2015		Dickinson Wright PLLC	01010933	0000248134	6,180.00
Comp Grant Assist GLWA	FIN_BD_DICKINSN	APIV219158	7/29/2015	2015	10	731458	1010101		181000	29225	7/29/2015		Dickinson Wright PLLC	01014540	0000249406	5,000.00
Comp Grant Assist GLWA	FIN_BD_DICKINSN	APIV221725	9/4/2015	2015	12	731458	1010101		181000	29225	9/4/2015		Dickinson Wright PLLC	01024794	0000251274	3,560.00
Comp Grant Assist GLWA	FIN_BD_DICKINSN	APIV223399	9/29/2015	2015	12	731458	1010101		181000	29225	9/29/2015		Dickinson Wright PLLC	01030023	0000252810	2,560.00
Comp Grant Assist GLWA	FIN_BD_DICKINSN	0000224543	9/30/2015	2015	12	731458	1010101		181000	29225	9/30/2015					15,280.00
Comp Grant Assist GLWA	FIN_BD_DICKINSN	APIV228740	12/8/2015	2016	3	731458	1010101		181000	29225	12/8/2015		Dickinson Wright PLLC	01046602	0000256381	15,280.00
Comp Grant Assist GLWA	FIN_BD_DICKINSN	0000228913	12/11/2015	2016	3	731458	1010101		181000	29225	12/11/2015					(15,280.00)
	FIN_BD_DICKINSN Total															**47,445.00**
Comp Grant Assist GLWA	FIN_BD_MILLER	APIV214723	5/28/2015	2015	8	731458	1010101		181000	29225	5/28/2015		Miller Canfield Paddock and Stone	00998790	0000245935	21,432.00
Comp Grant Assist GLWA	FIN_BD_MILLER	APIV215800	6/11/2015	2015	9	731458	1010101		181000	29225	6/11/2015		Miller Canfield Paddock and Stone	01002661	0000246549	17,505.70
Comp Grant Assist GLWA	FIN_BD_MILLER	APIV216484	6/22/2015	2015	9	731458	1010101		181000	29225	6/22/2015		Miller Canfield Paddock and Stone	01005064	0000247238	18,081.00
Comp Grant Assist GLWA	FIN_BD_MILLER	0000218828	7/24/2015	2015	10	731458	1010101		181000	29225	7/24/2015	V01002661				(17,505.70)
	FIN_BD_MILLER Total															**39,513.00**
Comp Grant Assist GLWA	FIN_PLANTE_ASST	APIV210655	3/24/2015	2015	6	731458	1010101		181000	29225	3/24/2015		Plante and Moran PLLC	00982770	0000242528	24,700.00
Comp Grant Assist GLWA	FIN_PLANTE_ASST	APIV213008	5/1/2015	2015	8	731458	1010101		181000	29225	5/1/2015		Plante and Moran PLLC	00993186	0000244593	15,300.00
Comp Grant Assist GLWA	FIN_PLANTE_ASST	APIV216707	6/24/2015	2015	9	731458	1010101		181000	29225	6/24/2015		Plante and Moran PLLC	01005914	0000247405	49,300.00
Comp Grant Assist GLWA	FIN_PLANTE_ASST	APIV219633	8/5/2015	2015	11	731458	1010101		181000	29225	8/5/2015		Plante and Moran PLLC	01016638	0000249708	10,700.00
	FIN_PLANTE_ASST Total															**100,000.00**
Comp Grant Assist GLWA	FIN_PLANTE_STMT	APIV213008	5/1/2015	2015	8	731458	1010101		181000	29225	5/1/2015		Plante and Moran PLLC	00993185	0000244592	12,600.00
Comp Grant Assist GLWA	FIN_PLANTE_STMT	APIV216707	6/24/2015	2015	9	731458	1010101		181000	29225	6/24/2015		Plante and Moran PLLC	01005919	0000247406	12,400.00
Comp Grant Assist GLWA	FIN_PLANTE_STMT	APIV219633	8/5/2015	2015	11	731458	1010101		181000	29225	8/5/2015		Plante and Moran PLLC	01016636	0000249709	9,910.00
	FIN_PLANTE_STMT Total															**34,910.00**
Comp Grant Assist GLWA	GOV_CEO_CABOT	APIV220410	8/17/2015	2015	11	731458	1010101		181000	29225	8/17/2015		Miller Canfield Paddock and Stone	01020015	0000250459	33,000.00
	GOV_CEO_CABOT Total															**33,000.00**
Comp Grant Assist GLWA	GOV_CLARK_HILL	0000224544	9/30/2015	2015	12	731458	1010101		181000	29225	9/30/2015					9,420.00
Comp Grant Assist GLWA	GOV_CLARK_HILL	APIV227135	11/5/2015	2016	2	731458	1010101		181000	29225	11/5/2015		Clark Hill PLC	01040234	0000255048	9,420.00
Comp Grant Assist GLWA	GOV_CLARK_HILL	0000227310	11/9/2015	2016	2	731458	1010101		181000	29225	11/9/2015					(9,420.00)
	GOV_CLARK_HILL Total															**9,420.00**
Comp Grant Assist GLWA	GOV_COMM_FINN	APIV218613	7/20/2015	2015	10	731458	1010101		181000	29225	7/20/2015		Finn Partners Inc	01012312	0000248821	45,000.00
Comp Grant Assist GLWA	GOV_COMM_FINN	APIV222610	9/17/2015	2015	12	731458	1010101		181000	29225	9/17/2015		Finn Partners Inc	01027534	0000252150	15,000.00
Comp Grant Assist GLWA	GOV_COMM_FINN	APIV222610	9/17/2015	2015	12	731458	1010101		181000	29225	9/17/2015		Finn Partners Inc	01027531	0000252149	15,000.00
	GOV_COMM_FINN Total															**75,000.00**
Comp Grant Assist GLWA	GOV_GLWALEGALDW	APIV212213	4/17/2015	2015	7	731458	1010101		181000	29225	4/17/2015		Dickinson Wright PLLC	00989163	0000243979	70,510.00
Comp Grant Assist GLWA	GOV_GLWALEGALDW	APIV214469	5/26/2015	2015	8	731458	1010101		181000	29225	5/26/2015		Dickinson Wright PLLC	00998101	0000245848	76,760.00
Comp Grant Assist GLWA	GOV_GLWALEGALDW	APIV219516	8/4/2015	2015	11	731458	1010101		181000	29225	8/4/2015		Dickinson Wright PLLC	01016275	0000249667	52,730.00
Comp Grant Assist GLWA	GOV_GLWALEGALDW	APIV220308	8/13/2015	2015	11	731458	1010101		181000	29225	8/13/2015		Dickinson Wright PLLC	01019708	0000250282	69,427.50
Comp Grant Assist GLWA	GOV_GLWALEGALDW	APIV220308	8/13/2015	2015	11	731458	1010101		181000	29225	8/13/2015		Dickinson Wright PLLC	01019709	0000250383	110,425.00
Comp Grant Assist GLWA	GOV_GLWALEGALDW	APIV221725	9/4/2015	2015	12	731458	1010101		181000	29225	9/4/2015		Dickinson Wright PLLC	01024796	0000251273	23,020.00
Comp Grant Assist GLWA	GOV_GLWALEGALDW	0000224507	9/30/2015	2015	12	731458	1010101		181000	29225	9/30/2015	V1019709				(16,760.00)
Comp Grant Assist GLWA	GOV_GLWALEGALDW	0000224539	9/30/2015	2015	12	731458	1010101		181000	29225	9/30/2015					13,320.00
Comp Grant Assist GLWA	GOV_GLWALEGALDW	0000224507	9/30/2015	2015	12	731458	1010101		181000	29225	9/30/2015	V1030021				(14,920.00)
Comp Grant Assist GLWA	GOV_GLWALEGALDW	0000223523	9/30/2015	2015	12	731458	1010101		181000	29225	9/30/2015	VO#1030021				30,940.00
Comp Grant Assist GLWA	GOV_GLWALEGALDW	0000224507	9/30/2015	2015	12	731458	1010101		181000	29225	9/30/2015	V998101				(1,020.00)
Comp Grant Assist GLWA	GOV_GLWALEGALDW	0000224507	9/30/2015	2015	12	731458	1010101		181000	29225	9/30/2015	V1016275				(6,270.00)
Comp Grant Assist GLWA	GOV_GLWALEGALDW	0000224507	9/30/2015	2015	12	731458	1010101		181000	29225	9/30/2015	V1024796				(8,670.00)
Comp Grant Assist GLWA	GOV_GLWALEGALDW	APIV228740	12/8/2015	2016	3	731458	1010101		181000	29225	12/8/2015		Dickinson Wright PLLC	01046597	0000256380	31,170.00
Comp Grant Assist GLWA	GOV_GLWALEGALDW	0000228910	12/11/2015	2016	3	731458	1010101		181000	29225	12/11/2015					(17,850.00)
Comp Grant Assist GLWA	GOV_GLWALEGALDW	0000228910	12/11/2015	2016	3	731458	1010101		181000	29225	12/11/2015					(13,320.00)
	GOV_GLWALEGALDW Total															**399,492.50**
Comp Grant Assist GLWA	GOV_MILLER_DET	0000218398	6/30/2015	2015	9	731465	1010101	63000	181000	29225	6/30/2015	REQUEST#3B				122,522.00
Comp Grant Assist GLWA	GOV_MILLER_DET	0000225059	9/30/2015	2015	12	731465	1010101	63000	181000	29225	9/30/2015	REQUEST#5B				374,394.00
	GOV_MILLER_DET Total															**496,916.00**
Comp Grant Assist GLWA	GOV_PENSION_DW	0000224507	9/30/2015	2015	12	731458	1010101		181000	29225	9/30/2015	V1016275				6,270.00
Comp Grant Assist GLWA	GOV_PENSION_DW	0000224507	9/30/2015	2015	12	731458	1010101		181000	29225	9/30/2015	V1019709				16,760.00
Comp Grant Assist GLWA	GOV_PENSION_DW	0000224507	9/30/2015	2015	12	731458	1010101		181000	29225	9/30/2015	V1024796				8,670.00
Comp Grant Assist GLWA	GOV_PENSION_DW	0000224507	9/30/2015	2015	12	731458	1010101		181000	29225	9/30/2015	V1030021				14,920.00
Comp Grant Assist GLWA	GOV_PENSION_DW	0000224507	9/30/2015	2015	12	731458	1010101		181000	29225	9/30/2015	V998101				1,020.00
Comp Grant Assist GLWA	GOV_PENSION_DW	0000224542	9/30/2015	2015	12	731458	1010101		181000	29225	9/30/2015					17,850.00
Comp Grant Assist GLWA	GOV_PENSION_DW	0000228910	12/11/2015	2016	3	731458	1010101		181000	29225	12/11/2015					(17,850.00)
Comp Grant Assist GLWA	GOV_PENSION_DW	0000228910	12/11/2015	2016	3	731458	1010101		181000	29225	12/11/2015					17,850.00

PAGE 8

Descr	Activity	Journal ID	Date	Year	Period	Account	Dept	Oper Unit	Program	Fund	Acctg Date	Ref	Name	Voucher	PO No.	BU Amount
	GOV_PENSION_DW Total															**65,490.00**
Comp Grant Assist GLWA	HR_BUTZEL_LONG	APIV220507	8/18/2015	2015	11	731458	1010101		181000	29225	8/18/2015		Butzel Long PC	01020190	0000250518	6,855.46
Comp Grant Assist GLWA	HR_BUTZEL_LONG	APIV223399	9/29/2015	2015	12	731458	1010101		181000	29225	9/29/2015		Butzel Long PC	01030382	0000252954	5,940.00
Comp Grant Assist GLWA	HR_BUTZEL_LONG	APIV223399	9/29/2015	2015	12	731458	1010101		181000	29225	9/29/2015		Butzel Long PC	01030384	0000252920	2,786.52
	HR_BUTZEL_LONG Total															**15,581.98**
Comp Grant Assist GLWA	HR_EXLEADMILLER	0000218828	7/24/2015	2015	10	731458	1010101		181000	29225	7/24/2015	V01002661				17,505.70
Comp Grant Assist GLWA	HR_EXLEADMILLER	APIV219158	7/29/2015	2015	10	731458	1010101		181000	29225	7/29/2015		Miller Canfield Paddock and Stone	01014536	0000249403	4,365.84
	HR_EXLEADMILLER Total															**21,871.54**
Comp Grant Assist GLWA	PLAN_VEOLIA1	0000216820	6/25/2015	2015	9	731465	1010101	63000	181000	29225	6/25/2015	REQUEST#2B				709,177.00
Comp Grant Assist GLWA	PLAN_VEOLIA1	0000225047	9/30/2015	2015	12	731465	1010101	63000	181000	29225	9/30/2015	REQUEST#4B				210,000.00
	PLAN_VEOLIA1 Total															**919,177.00**
Comp Grant Assist GLWA	PLAN_VEOLIA2	0000225047	9/30/2015	2015	12	731465	1010101	63000	181000	29225	9/30/2015	REQUEST#4B				8,511.00
Comp Grant Assist GLWA	PLAN_VEOLIA2	0000226039	9/30/2015	2015	12	731465	1010101	63000	181000	29225	9/30/2015	INV#44368				7,372.82
Comp Grant Assist GLWA	PLAN_VEOLIA2	0000226039	9/30/2015	2015	12	731465	1010101	63000	181000	29225	9/30/2015	INV#43690				110,000.00
Comp Grant Assist GLWA	PLAN_VEOLIA2	0000226039	9/30/2015	2015	12	731465	1010101	63000	181000	29225	9/30/2015	INV#47989				31,638.86
	PLAN_VEOLIA2 Total															**157,522.68**
	Grand Total															**3,800,000.00**

PAGE 54

Great Lakes Water Authority Audit Committee

2016 Meeting Calendar

Meetings begin at 8:00 a.m.
at the
Water Board Building
735 Randolph, 5th floor, Detroit, MI 48226

Dates

January 15, 2016

February 5, 2016

March 4, 2016

April 1, 2016

May 6, 2016

June 10, 2016

July 1, 2016

August 5, 2016

September 2, 2016

October 7, 2016

November 4, 2016

December 2, 2016

Generally the Audit Committee meets on the first Friday of each month
(or the second Friday if the first Friday is a holiday)

Questions? Please contact Ms. Phyllis Walsh, Office of the Chief Financial Officer
at (313) 964-9201 or via email at phyllis.walsh@glwater.org

Great Lakes Water Authority
Audit Committee

Meeting Agenda

Friday, January 15, 2016 at 8:00 a.m.

5th Floor Board Room, Water Board Building
735 Randolph Street, Detroit, Michigan 48226
GLWater.org

AGENDA

1. CALL TO ORDER
2. ROLL CALL
3. APPROVAL OF AGENDA
4. APPROVAL OF MINUTES
   A. December 4, 2015 *(Page 1)*
5. PUBLIC PARTICIPATION
6. OLD BUSINESS
   A. Presentation: Water and Sewer Refunding Considerations for 2016 *(Page 7)*
      Presenter: Dan Hartman and Kari Blanchett, PFM; Jon Wheatley, Public Manager
      Proposed Action: Receive and file the Summary Refunding Considerations and Analysis Report
7. NEW BUSINESS
   A. Proposed Amendment to the Master Water and Sewer Bond Ordinances *(Page 21)*
      Presenter: Jon Wheatley, Public Finance Manager
      Proposed Action: Motion that the Audit Committee recommends that the Great Lakes Water Authority Board adopt the amendment to the Master Water and Sewer Bond Ordinances as presented
   B. December 2015 Wholesale Water Revenue Report *(Page30)*
      Presenter: Nicolette N. Bateson, CPA, Chief Financial Officer/Treasurer
      Proposed Action: Receive and file the Wholesale Revenue Report
   C. DWSD Retail System Revenue and Collections Update (Verbal Update)
      Presenter: Marcus Hudson, CPA, Chief Financial Officer, DWSD
      Proposed Action: None
   D. FY 2017 and 2018 Preliminary Budget Analysis (and FY 2016 Review) *(Page 37)*
      Presenter: Nicolette N. Bateson, CPA, Chief Financial Officer/Treasurer
      Proposed Action: None

8. REPORTS
    A. Risk Management Stand-Up: Casualty Insurance, Pollution Legal Liability *(Page 43)*
       Insurance, and Third-Party Claims Administration
       - Michael J. Tilley, Risk Manager
    B. ERP and HRIS/Payroll Implementation Verbal Update
       – Dan Rainey, IT Director, DWSD
    C. Transition Budget Update and Competitive Assistance Grant Program Close-out *(Page 45)*
       report from Oakland County
       - Michael Huber, Finance Director
    D. Chief Financial Officer Update
    E. 2016 Audit Committee Meeting Calendar *(Page 55)*

9. OTHER MATTERS

10. ADJOURNMENT